OriGene Technologies, Inc.
9620 Medical Center Drive, Ste 200
Rockville, MD 20850, US
Phone: +1-888-267-4436
https://www.origene.com
techsupport@origene.com
EU: info-de@origene.com
CN: techsupport@origene.cn

Product datasheet for RC225471

Tartrate Resistant Acid Phosphatase (ACP5) (NM_001111035) Human Tagged ORF Clone

Product data:

Product Type:	Expression Plasmids
Product Name:	Tartrate Resistant Acid Phosphatase (ACP5) (NM_001111035) Human Tagged ORF Clone
Tag:	Myc-DDK
Symbol:	Tartrate Resistant Acid Phosphatase
Synonyms:	HPAP; TRACP5a; TRACP5b; TRAP; TrATPase
Mammalian Cell Selection:	Neomycin
Vector:	pCMV6-Entry (PS100001)
E. coli Selection:	Kanamycin (25 ug/mL)

ORF Nucleotide Sequence:

```
>RC225471 ORF sequence
Red=Cloning site Blue=ORF Green=Tags(s)

TTTTGTAATACGACTCACTATAGGGCGGCCGGGAATTCGTCGACTGGATCCGGTACCGAGGAGATCTGCC
GCCGCGATCGCC

ATGGACATGTGGACGGCGCTGCTCATCCTGCAAGCCTTGTTGCTACCCTCCCTGGCTGATGGTGCCACCC
CTGCCCTGCGCTTTGTAGCCGTGGGTGACTGGGGAGGGGTCCCCAATGCCCCATTCCACACGGCCCGGGA
AATGGCCAATGCCAAGGAGATCGCTCGGACTGTGCAGATCCTGGGTGCAGACTTCATCCTGTCTCTAGGG
GACAATTTTTACTTCACTGGTGTGCAAGACATCAATGACAAGAGGTTCCAGGAGACCTTTGAGGACGTAT
TCTCTGACCGCTCCCTTCGCAAAGTGCCCTGGTACGTGCTAGCCGGAAACCATGACCACCTTGGCAATGT
CTCTGCCCAGATTGCATACTCTAAGATCTCCAAGCGCTGGAACTTCCCCAGCCCTTTCTACCGCCTGCAC
TTCAAGATCCCACAGACCAATGTGTCTGTGGCCATTTTTATGCTGGACACAGTGACACTATGTGGCAACT
CAGATGACTTCCTCAGCCAGCAGCCTGAGAGGCCCCGAGACGTGAAGCTGGCCCGCACACAGCTGTCCTG
GCTCAAGAAACAGCTGGCGGCGGCCAGGGAGGACTACGTGCTGGTGGCTGGCCACTACCCCGTGTGGTCC
ATAGCCGAGCACGGGCCTACCCACTGCCTGGTCAAGCAGCTACGGCCACTGCTGGCCACATACGGGGTCA
CTGCCTACCTGTGCGGCCACGATCACAATCTGCAGTACCTGCAAGATGAGAATGGCGTGGGCTACGTGCT
GAGTGGGGCTGGGAATTTCATGGACCCCTCAAAGCGGCACCAGCGCAAGGTCCCCAACGGCTATCTGCGC
TTCCACTATGGGACTGAAGACTCACTGGGTGGCTTTGCCTATGTGGAGATCAGCTCCAAAGAGATGACTG
TCACTTACATCGAGGCCTCGGGCAAGTCCCTCTTTAAGACCAGGCTGCCGAGGCGAGCCAGGCCC

ACGCGTACGCGGCCGCTCGAGCAGAAACTCATCTCAGAAGAGGATCTGGCAGCAAATGATATCCTGGATT
ACAAGGATGACGACGATAAGGTTTAA
```

This product is to be used for laboratory only. Not for diagnostic or therapeutic use.
©2024 OriGene Technologies, Inc., 9620 Medical Center Drive, Ste 200, Rockville, MD 20850, US

View online »

Protein Sequence:

```
>RC225471 protein sequence
Red=Cloning site Green=Tags(s)

MDMWTALLILQALLLPSLADGATPALRFVAVGDWGGVPNAPFHTAREMANAKEIARTVQILGADFILSLG
DNFYFTGVQDINDKRFQETFEDVFSDRSLRKVPWYVLAGNHDHLGNVSAQIAYSKISKRWNFPSPFYRLH
FKIPQTNVSVAIFMLDTVTLCGNSDDFLSQQPERPRDVKLARTQLSWLKKQLAAAREDYVLVAGHYPVWS
IAEHGPTHCLVKQLRPLLATYGVTAYLCGHDHNLQYLQDENGVGYVLSGAGNFMDPSKRHQRKVPNGYLR
FHYGTEDSLGGFAYVEISSKEMTVTYIEASGKSLFKTRLPRRARP

TRTRPLEQKLISEEDLAANDILDYKDDDDKV
```

Chromatograms: https://cdn.origene.com/chromatograms/mk6003_f01.zip

Restriction Sites: SgfI-MluI

Cloning Scheme:

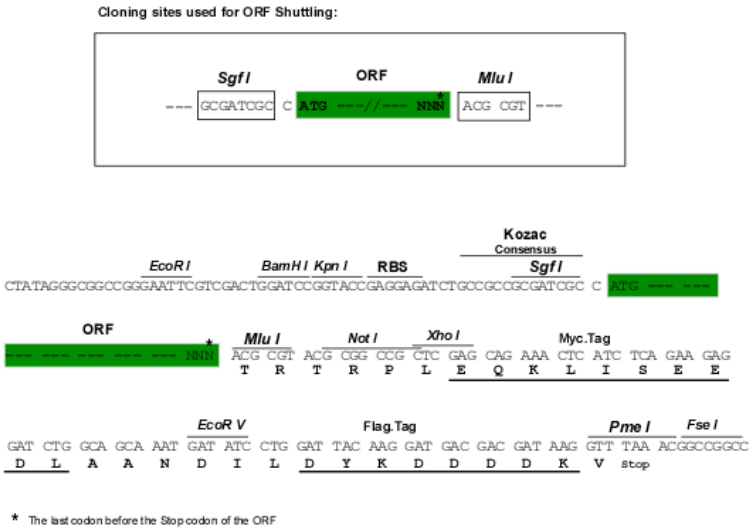

ACCN: NM_001111035

ORF Size: 975 bp

OTI Disclaimer: The molecular sequence of this clone aligns with the gene accession number as a point of reference only. However, individual transcript sequences of the same gene can differ through naturally occurring variations (e.g. polymorphisms), each with its own valid existence. This clone is substantially in agreement with the reference, but a complete review of all prevailing variants is recommended prior to use. More info

OTI Annotation: This clone was engineered to express the complete ORF with an expression tag. Expression varies depending on the nature of the gene.

Components: The ORF clone is ion-exchange column purified and shipped in a 2D barcoded Matrix tube containing 10ug of transfection-ready, dried plasmid DNA (reconstitute with 100 ul of water).

This product is to be used for laboratory only. Not for diagnostic or therapeutic use.
©2024 OriGene Technologies, Inc., 9620 Medical Center Drive, Ste 200, Rockville, MD 20850, US

Reconstitution Method:	1. Centrifuge at 5,000xg for 5min. 2. Carefully open the tube and add 100ul of sterile water to dissolve the DNA. 3. Close the tube and incubate for 10 minutes at room temperature. 4. Briefly vortex the tube and then do a quick spin (less than 5000xg) to concentrate the liquid at the bottom. 5. Store the suspended plasmid at -20°C. The DNA is stable for at least one year from date of shipping when stored at -20°C.
Note:	Plasmids are not sterile. For experiments where strict sterility is required, filtration with 0.22um filter is required.
RefSeq:	NM_001111035.3
RefSeq Size:	1663 bp
RefSeq ORF:	978 bp
Locus ID:	54
UniProt ID:	P13686
Cytogenetics:	19p13.2
Protein Families:	Druggable Genome
Protein Pathways:	Lysosome, Riboflavin metabolism
MW:	36.6 kDa
Gene Summary:	This gene encodes an iron containing glycoprotein which catalyzes the conversion of orthophosphoric monoester to alcohol and orthophosphate. It is the most basic of the acid phosphatases and is the only form not inhibited by L(+)-tartrate. [provided by RefSeq, Aug 2008]

Product images:

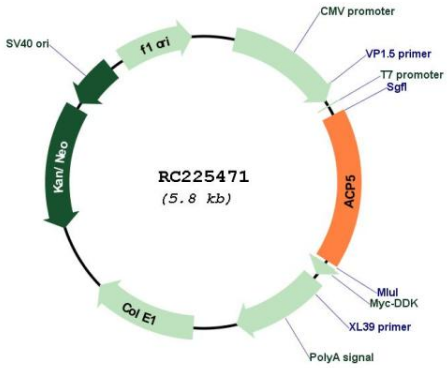

Circular map for RC225471

This product is to be used for laboratory only. Not for diagnostic or therapeutic use.
©2024 OriGene Technologies, Inc., 9620 Medical Center Drive, Ste 200, Rockville, MD 20850, US

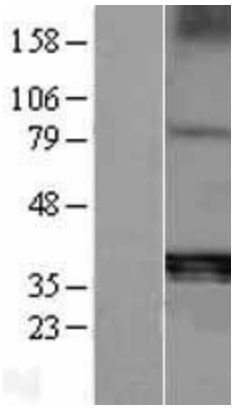

Western blot validation of overexpression lysate (Cat# [LY426342]) using anti-DDK antibody (Cat# [TA50011-100]). Left: Cell lysates from un-transfected HEK293T cells; Right: Cell lysates from HEK293T cells transfected with [RC225473] using transfection reagent MegaTran 2.0 (Cat# [TT210002]).

This product is to be used for laboratory only. Not for diagnostic or therapeutic use.
©2024 OriGene Technologies, Inc., 9620 Medical Center Drive, Ste 200, Rockville, MD 20850, US