

## Product datasheet for **RC225416**

### CEACAM19 (NM\_001127893) Human Tagged ORF Clone

#### Product data:

|                           |  |
|---------------------------|--|
| Product Type:             | Expression Plasmids  |
| Product Name:             | CEACAM19 (NM_001127893) Human Tagged ORF Clone                                 |
| Tag:                      | Myc-DDK  |
| Symbol:                   | CEACAM19   |
| Synonyms:                 | CEACM19; CEAL1   |
| Mammalian Cell Selection: | Neomycin   |
| Vector:                   | pCMV6-Entry (PS100001)   |
| E. coli Selection:        | Kanamycin (25 ug/mL)   |
| ORF Nucleotide Sequence:  | >RC225416 representing NM_001127893<br>Red=Cloning site Blue=ORF Green=Tags(s) |

TTTTGTAATACGACTCACTATAGGGCGCCGGGAATTCGTCGACTGGATCCGGTACCGAGGAGATCTGCC  
GCC**CGATCGCC**

ATGGAGATCCCATGGGGACCCAGGGCTGCTTCTCAAAGAGCCTCCTGCTCTCAGCCTCAATCCTGGTCC  
TCTGGATGCTCCAAGGCTCCAGGCAGCTCTACATCCAGAAGATTCAGAGCAGCCTCAAAGAACCA  
GGACCTTCTCCTGTCAGTCCAGGGTGTCCAGACACCTTCCAGGACTTCAACTGGTACCTGGGGAGGAG  
ACGTACGGAGGCACGAGGCTATTACCTACATCCCTGGGATACAACGGCCTCAGAGGGATGGCAGTGCCA  
TGGGACAGCGAGACATCGTGGGCTTCCCAATGGTTCCATGCTGCTGCGCCGCGCCAGCCTACAGACAG  
TGGCACCTACCAAGTAGCCATTACCATCAACTCTGAATGGACTATGAAGGCCAAGACTGAGGTCCAGGTA  
GCTGAAAAGAATAAGGAGCTGCCAGTACACACCTGCCACCAACGCTGGGATCCTGGCGCCACCATCA  
TTGGATCTCTTGCTGCCGGGGCCCTTCTCATCAGCTGCATTGCCTATCTCCTGGTGACAAGGAACTGGAG  
GGGCCAGAGCCACAGACTGCCTGCTCCGAGGGGCCAGGGATCTCTGTCCATCTTGTGCTCGGCTGTATCC  
CCAGTGCCTTCAGTGACGCCAGCACATGGATGGCGACCACAGAGAAGCCAGAATTGGGCCCTGCTCATG  
ATGCTGGTGACAACAACATCTATGAAGTGATGCCCTCTCCAGTCTCCTGGTGTCCCCATCAGTGACAC  
AAGGTCCATAAACCCAGCCCGCCCTGCCACACCCACACCTGCAGGCGGAGCCAGAGAACCACCCAG  
TACCAGGACCTGCTAAACCCGACCCTGCCCTACTGCCAGCTGGTGCCAACTTCC

**ACGCGT**ACGCGGCCGCTCGAGCAGAAACTCATCTCAGAAGAGGATCTGGCAGCAAATGATATCCTGGATT  
ACAAGGATGACGACGATAAGGTTAA



[View online »](#)

**Protein Sequence:** >RC225416 representing NM\_001127893  
Red=Cloning site Green=Tags(s)

MEIPMGTQGCFSKSLLLSASILVLWMLQGSQAALYIQKIQEPQKNQDLLLSVQGVPTDFQDFNWYL GEE  
 TYGGTRLFTYIPGIQRPQRDGSAMGQRDIVGFPNGSMLLRRAQPTDSGTQVAITINSEWTMKAKTEVQV  
 AEKNKELPSTHLPNAGILAATIIGSLAAGALLISCIAYLLVTRNWRGQSHRLLPAPRGQGSLSILCSAVS  
 PVPSVTPSTWMATTEKPELGAHDAGDNNIYEVMPSPVLLVSPISDTRSINPARLPTPPHLQAEPENHQ  
 YQDLLNPDPAAPYQQLVPTS

TRTRPLEQKLISEEDLAANDILDYKDDDDKV

**Chromatograms:** [https://cdn.origene.com/chromatograms/mk8050\\_e11.zip](https://cdn.origene.com/chromatograms/mk8050_e11.zip)

**Restriction Sites:** SgfI-MluI

**Cloning Scheme:**



**ACCN:** NM\_001127893

**ORF Size:** 897 bp

**OTI Disclaimer:** The molecular sequence of this clone aligns with the gene accession number as a point of reference only. However, individual transcript sequences of the same gene can differ through naturally occurring variations (e.g. polymorphisms), each with its own valid existence. This clone is substantially in agreement with the reference, but a complete review of all prevailing variants is recommended prior to use. [More info](#)

**OTI Annotation:** This clone was engineered to express the complete ORF with an expression tag. Expression varies depending on the nature of the gene.

**Components:** The ORF clone is ion-exchange column purified and shipped in a 2D barcoded Matrix tube containing 10ug of transfection-ready, dried plasmid DNA (reconstitute with 100 ul of water).

**Reconstitution Method:**

1. Centrifuge at 5,000xg for 5min.
2. Carefully open the tube and add 100ul of sterile water to dissolve the DNA.
3. Close the tube and incubate for 10 minutes at room temperature.
4. Briefly vortex the tube and then do a quick spin (less than 5000xg) to concentrate the liquid at the bottom.
5. Store the suspended plasmid at -20°C. The DNA is stable for at least one year from date of shipping when stored at -20°C.

**RefSeq:** [NM\\_001127893.2](#)

**RefSeq ORF:** 900 bp

**Locus ID:** 56971

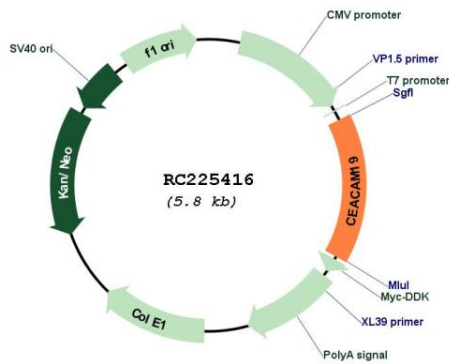
**UniProt ID:** [Q7Z692](#)

**Cytogenetics:** 19q13.31


**Protein Families:** Transmembrane

**MW:** 32.3 kDa

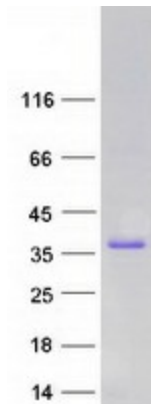
**Product images:**



Circular map for RC225416



Western blot validation of overexpression lysate (Cat# [LY426880]) using anti-DDK antibody (Cat# [TA50011-100]). Left: Cell lysates from untransfected HEK293T cells; Right: Cell lysates from HEK293T cells transfected with RC225416 using transfection reagent MegaTran 2.0 (Cat# [TT210002]).



Coomassie blue staining of purified CEACAM19 protein (Cat# [TP325416]). The protein was produced from HEK293T cells transfected with CEACAM19 cDNA clone (Cat# RC225416) using MegaTran 2.0 (Cat# [TT210002]).