

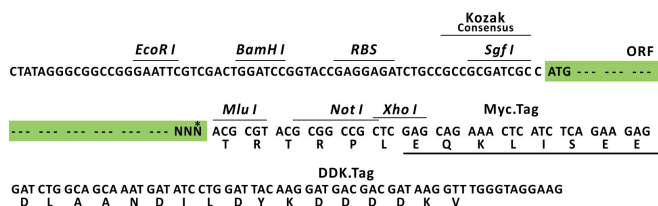
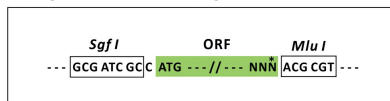
Product datasheet for RC225201L3

RIC3 (NM_001135109) Human Tagged Lenti ORF Clone

Product data:

Product Type:	Expression Plasmids
Product Name:	RIC3 (NM_001135109) Human Tagged Lenti ORF Clone
Tag:	Myc-DDK
Symbol:	RIC3
Synonyms:	AYST720; PRO1385
Mammalian Cell Selection:	Puromycin
Vector:	pLenti-C-Myc-DDK-P2A-Puro (PS100092)
E. coli Selection:	Chloramphenicol (34 ug/mL)
ORF Nucleotide Sequence:	The ORF insert of this clone is exactly the same as(RC225201).
Restriction Sites:	SgfI-MluI
Cloning Scheme:	

Cloning sites used for ORF Shuttling:



* The last codon before the Stop codon of the ORF.

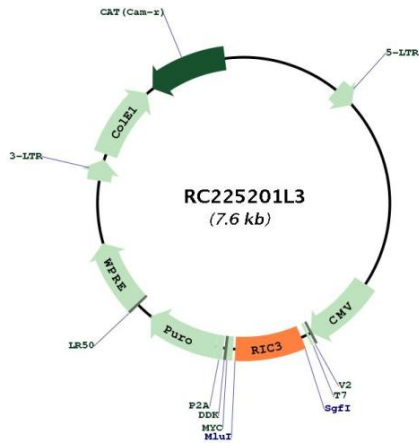
ACCN:	NM_001135109
ORF Size:	561 bp



[View online »](#)

OTI Disclaimer:	<p>Due to the inherent nature of this plasmid, standard methods to replicate additional amounts of DNA in E. coli are highly likely to result in mutations and/or rearrangements. Therefore, OriGene does not guarantee the capability to replicate this plasmid DNA. Additional amounts of DNA can be purchased from OriGene with batch-specific, full-sequence verification at a reduced cost. Please contact our customer care team at custsupport@origene.com or by calling 301.340.3188 option 3 for pricing and delivery.</p> <p>The molecular sequence of this clone aligns with the gene accession number as a point of reference only. However, individual transcript sequences of the same gene can differ through naturally occurring variations (e.g. polymorphisms), each with its own valid existence. This clone is substantially in agreement with the reference, but a complete review of all prevailing variants is recommended prior to use. More info</p>
OTI Annotation:	<p>This clone was engineered to express the complete ORF with an expression tag. Expression varies depending on the nature of the gene.</p>
Components:	<p>The ORF clone is ion-exchange column purified and shipped in a 2D barcoded Matrix tube containing 10ug of transfection-ready, dried plasmid DNA (reconstitute with 100 ul of water).</p>
Reconstitution Method:	<ol style="list-style-type: none">1. Centrifuge at 5,000xg for 5min.2. Carefully open the tube and add 100ul of sterile water to dissolve the DNA.3. Close the tube and incubate for 10 minutes at room temperature.4. Briefly vortex the tube and then do a quick spin (less than 5000xg) to concentrate the liquid at the bottom.5. Store the suspended plasmid at -20°C. The DNA is stable for at least one year from date of shipping when stored at -20°C.
RefSeq:	NM_001135109.2
RefSeq Size:	5284 bp
RefSeq ORF:	564 bp
Locus ID:	79608
UniProt ID:	Q7Z5B4
Cytogenetics:	11p15.4
Protein Families:	Transmembrane
MW:	21 kDa
Gene Summary:	<p>This gene encodes a member of the resistance to inhibitors of cholinesterase 3-like family which functions as a chaperone of specific 5-hydroxytryptamine type 3 receptor and nicotinic acetylcholine receptor subtypes. The encoded protein influences the folding and assembly of these receptor subunits in the endoplasmic reticulum and expression on the cell surface. This protein contains an N-terminal transmembrane domain, a proline-rich spacer, and a cytosolic C-terminal coiled-coil domain. Alternative splicing results in multiple transcript variants. [provided by RefSeq, Oct 2016]</p>

Product images:



Circular map for RC225201L3