

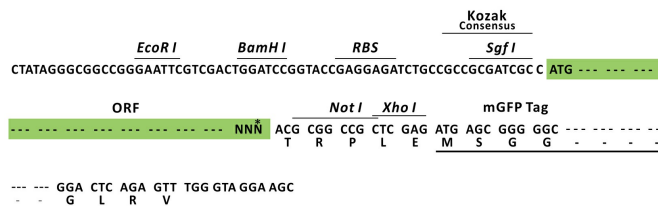
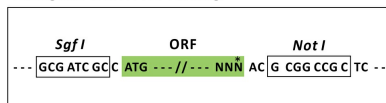
Product datasheet for RC224745L4

PDE9A (NM_001001580) Human Tagged Lenti ORF Clone

Product data:

Product Type:	Expression Plasmids
Product Name:	PDE9A (NM_001001580) Human Tagged Lenti ORF Clone
Tag:	mGFP
Symbol:	PDE9A
Synonyms:	HSPDE9A2
Mammalian Cell Selection:	Puromycin
Vector:	pLenti-C-mGFP-P2A-Puro (PS100093)
E. coli Selection:	Chloramphenicol (34 ug/mL)
ORF Nucleotide Sequence:	The ORF insert of this clone is exactly the same as(RC224745).
Restriction Sites:	SgfI-NotI
Cloning Scheme:	

Cloning sites used for ORF Shuttling:

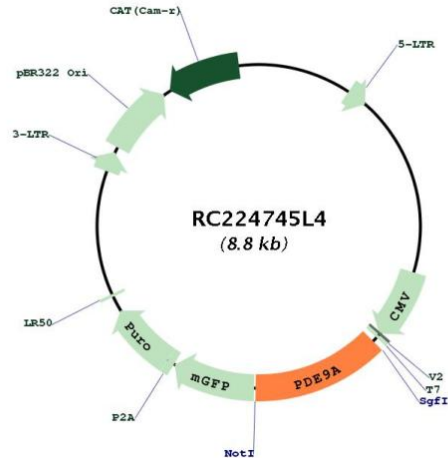


* The last codon before the Stop codon of the ORF.



[View online »](#)

Plasmid Map:



ACCN: NM_001001580

ORF Size: 1128 bp

OTI Disclaimer: The molecular sequence of this clone aligns with the gene accession number as a point of reference only. However, individual transcript sequences of the same gene can differ through naturally occurring variations (e.g. polymorphisms), each with its own valid existence. This clone is substantially in agreement with the reference, but a complete review of all prevailing variants is recommended prior to use. [More info](#)

OTI Annotation: This clone was engineered to express the complete ORF with an expression tag. Expression varies depending on the nature of the gene.

Components: The ORF clone is ion-exchange column purified and shipped in a 2D barcoded Matrix tube containing 10ug of transfection-ready, dried plasmid DNA (reconstitute with 100 ul of water).

Reconstitution Method:

1. Centrifuge at 5,000xg for 5min.
2. Carefully open the tube and add 100ul of sterile water to dissolve the DNA.
3. Close the tube and incubate for 10 minutes at room temperature.
4. Briefly vortex the tube and then do a quick spin (less than 5000xg) to concentrate the liquid at the bottom.
5. Store the suspended plasmid at -20°C. The DNA is stable for at least one year from date of shipping when stored at -20°C.

RefSeq: [NM_001001580.1](#), [NP_001001580.1](#)

RefSeq Size: 1590 bp

RefSeq ORF: 1131 bp

Locus ID:	5152
UniProt ID:	O76083
Cytogenetics:	21q22.3
Protein Families:	Druggable Genome
Protein Pathways:	Progesterone-mediated oocyte maturation, Purine metabolism
MW:	44.1 kDa
Gene Summary:	The protein encoded by this gene catalyzes the hydrolysis of cAMP and cGMP to their corresponding monophosphates. The encoded protein plays a role in signal transduction by regulating the intracellular concentration of these cyclic nucleotides. Multiple transcript variants encoding several different isoforms have been found for this gene. [provided by RefSeq, Jul 2008]