

Product datasheet for RC224512

CUX1 (NM_181552) Human Tagged ORF Clone

Product data:

Product Type:	Expression Plasmids
Product Name:	CUX1 (NM_181552) Human Tagged ORF Clone
Tag:	Myc-DDK
Symbol:	CUX1
Synonyms:	CASP; CDP; CDP/Cut; CDP1; Clox; COY1; CUTL1; CUX; Cux/CDP; GDDI; GOLIM6; Nbla10317; p75; p100; p110; p200
Vector:	pCMV6-Entry (PS100001)
E. coli Selection:	Kanamycin (25 ug/mL)
Cell Selection:	Neomycin
ORF Nucleotide Sequence:	>RC224512 representing NM_181552 Red=Cloning site Blue=ORF Green=Tags(s)

TTTTGTAATACGACTCACTATAGGGCGGCCGGGAATTCGTCGACTGGATCCGGTACCGAGGAGATCTGCC
GCC**CGATCGCC**

ATGTTGTGCGTAGCCGGAGCCAGGTTGAAGAGAGAACTCGATGCCACCGCAACGGTATTGGCGAACCGGC
AGGATGAAAGTGAGCAGTCCAGAAAGCGGCTTATCGAACAGAGCCGGGAGTTCAAGAAGAACAACCTCCAGA
GGATTTGCGCAAGCAGGTAGCGCCGCTGCTGAAGAGTTTCCAAGGAGAGATTGATGCACTGAGTAAAAGA
AGCAAGGAAGCTGAAGCAGCTTTCTTGAATGTCTACAAAAGATTGATTGACGTCCAGATCCCGTACCAG
CTTTGGATCTCGGACAGCAACTCCAGCTCAAAGTGCAGCGCTGCACGATATTGAAACAGAGAACCAGAA
ACTTAGGGAAACTCTGGAAGAATACAACAAGGAATTTGCTGAAGTGAAAAATCAAGAGGTTACGATAAAA
GCCTTAAAGAGAAAATCCGAGAATATGAACAGACACTGAAGAACCAAGCCGAAACCATAGCTCTTGAGA
AGGAACAGAAGTTACAGAATGACTTTGCAGAAAAGGAGAGAAAGTGCAGGAGACACAGATGTCCACCAC
CTCAAAGCTGGAGGAAGCTGAGCATAAGGTTTCAGAGCCTACAAACAGCCCTGGAAAAAATCGAACAGAA
TTATTTGACCTGAAAACCAATACGATGAAGAACTACTGCAAAGGCCGACGAGATTGAAATGATCATGA
CGGACCTTGAAGGGCAAACCAGAGGGCAGAGGTGGCTCAGAGAGAGGGCGGAGACCTTAAGGGAACAGCT
CTCATCGGCAATCACTCCCTCCAGCTGGCCTCACAGATCCAGAAGGCACCAGACGTGGAGCAGGCCATA
GAGGTGCTGACCCGCTCCAGCCTAGAAGTTGAGTTGGCCGCAAGGAGCGGGAGATCGCACAGCTGGTGG
AGGACGTGCAGAGACTCCAGGCCAGCCTACCAAGCTGCGGGAGAATTTCGGCCAGCCAGATCTCACAGCT
TGAGCAGCAGCTGAGCGCAAAAACAGCACACTCAAACAAGTGAAGAAAAAATCAAAGGCCAGGCTGAC
TATGAAGAGGTGAAGAAAGAGCTGAACATTCTGAAGTCCATGGAGTTTGCACCGTCCGAGGGCGCTGGGA
CACAGGATGCGGCCAAGCCCTGGAGGTGCTGTTGCTGGAGAAGAACCCTCGCTGCAGTCCGAGAACGC
CGCGCTGCGCATCTCAAACAGCGACCTGAGCGGGTCCAGCAGGAGGAAAGGGAAAGACCAGCCTGAAAGT
CGGCGCCCGGATCTTTGCCGGCCCCCTCTTCTCAGTTGCCCGCAACCCGGGGGAGCAGGCTTCCA
ATACTAATGGTACACACAGTTCTCACCAGCGGGTAAAGTCAAGACTTTTTTCAGCTCATCCCTGGCAAG
CCCCAGCTACCCCTGGCTTCTACAGGAAAATTTGCACTAAACTCTTCTCCAGCGGCAGCTAATGCAG



[View online »](#)

TCCTTCTACTCCAAGGCTATGCAGGAAGCCGGAAGCACAAGCATGATTTTTTCAACAGGTCCATACAGCA
 CAAACTCCATATCTTCCCAAAGTCCATTACAACAAAGCCAGATGTCAATGGCATGGCCCATCCCCAG
 CCAGTCAGAAAGTGCTGGGAGCGTCTCCGAGGGCGAGGAGATGGACACTGCAGAAATCGCCCGCAGGTC
 AAAGAGCAGCTGATTAAGCACAATATCGGACAACGTATTTTCGGACATTATGTGTTGGGACTGTCTCAAG
 GGTCCGTGAGCGAGATTCTGGCCCGGCCAAGCCATGGAATAAAGTACTGTTTCGTGGCAAGGAGCCATT
 TCACAAGATGAAACAGTTCCTCTCCGATGAGCAGAACATCCTGGCCCTCCGTAGCATCCAAGGCAGACAA
 AGAGAGAATCCAGGCCAGAGCCTGAACAGACTATTTTCAGGAAGTACCGAAACGAAGAAATGGGTCTGAAG
 GTAACATCACCACCCGGATCCGAGCCTCGGAGACTGGCTCTGATGAAGCCATCAAGTCCATCCTAGAGCA
 AGCCAAGAGGGAGCTCCAAGTGCAGAAAAGTGCAGAGCCGGCCAGCCTTCTCCGCATCCGGCAGCGGG
 AACTCTGATGACGCCATCCGCTCCATCTCTGCAGCAAGCCCGCCGGGAGATGGAGGCCAGCAGGCTGCC
 TCGACCTGCCTTAAAGCAGGCACCACTGTCCCAGAGTGACATCACCATCCTCACCCCAAGCTTCTGTC
 CACCTCGCCATGCCACCGTGTCCAGTACCCACCTCTCGCCATCTCCCTGAAGAAGCCCTCCGCAGCT
 CCTGAGGCCGGTGCCTCTGCTCTGCCGAACCCCGGCCCTCAAAAAGGAGGCCAGGACGCCCCCGGGC
 TGGACCCCGAGGAGCAGCCGATTGTGCACAAGGGGTCTGAGACAGGTGAAAAATGAGGTGGCCCGCAG
 CGGTGCCTGGAAGGACCACTGGTGGAGCGGGTGCAGCCGGAGAGAAGAAATGCCGCTCCTCCGAGGAG
 GCCAAGGCCGAAGAAACGGGCGGGGAAAGAGAAGGGCAGCGGTGGCAGCGGAGGTGGCAGCCAGCCTC
 GGGCCGAGCGCAGTCAAGTCCAGGGACCTCGTCGTGAGTACTGGAAGGAGTGGCCAGCGCTGAGTC
 CCCATACTCCCAGAGCTCAGAGTCTGAGTCTGACCGGGCCAGCCGAGCGAGACACCACAGAAGCCCC
 CTGCCATCCTCCCGATCGTGCCATGTCCAAGCCACCAAGCCCTCGGTCCCCCGCTGACCCCGAGC
 AGTACGAGGTCTACATGTACCAGGAGGTGGACACCATCGAGTCAACCCGGCAGGTTAAGGAAAAGCTGGC
 CAAGAACGGCATCTGCCAGAGAACTTCGGGGAGAAGGTGCTGGGCTGTCCCAGGGCAGCGTCAAGCAGC
 ATGCTGTCCCAGCAGCCATGGAGCAAGTGCAGCAGAAAGGCCGAGAACCCTTATCCGGATGCAGC
 TCTGGTGAACGGCGAGCTAGGCCAGGGTGTCTACCCGTCCAGGGCCAGCAGCAAGGCCCTCCA
 CTCGTGACATCGCTCCAGGACCCGCTGCAGCAGGGCTGTGTGAGCTCAGAAAGCACTCCAAGACCTCC
 GCCAGTGCAGCCCTGCCCTGAGTCCCGATGAGTTCAGTGTGAGTCCGGTGAAGAGCCTGACCGAGCTGG
 TCCAGCAGCCCTGTCCCCCATCGAGGCGAGCAAGGACAGCAAGCCACCAGGCCAGTACCCGCCAGC
 ATCCGACTCCCAGCCACAACCCGCTGCCTCTCTCCGACACTCGGCCCTCAGCATCCAAGAATTAGTA
 GCCATGTCCCGGAGCTGGACACCTACGGCATAACCAAGCGGGTGAAGGAGGTGCTGACGGACAACAACC
 TCGCCAGCGCTATTTGGGGAGACCATTTAGGGCTCACCAAGGCTGTGTCTGACCTCTTGGCCG
 CCCCAAACCTGGCATAAGCTCAGTCTGAAAGGACGAGAGCCCTTCGTCCGGATGCAGCTGTGGTGAAC
 GACCCCAACAATGTGAGAAGCTGATGGACATGAAACGGATGGAGAAGAAAGCCTACATGAAGCGCGGC
 ACAGCTCAGTCAAGTACAGCCAGCCCTGCGAACCGCCCTCTGTCCGACCGAGTACAGCCAGGGCGCCAG
 CCCCCAGCCCAGCACCAGCTGAAGAAACCCCGGGTGGTGTGGTCCGGAGGAGAAGGAGGCGTGA
 CGAGCGTATCAGCAAAAGCCATACCCGTACAAAAACCATCGAAGACCTCGCCACCCAGCTCAACCTGA
 AAACCAGCACCGTCACTAACTGGTTCACAACACTACAGGTCTCGGATCCGCAGAGAAGTGTTCATTGAGGA
 AATTACAGCCGGGAGTCAAGGCCAGGCGGGCGCCAGCGACTCACCTCGGCCCGCAGCGGCCGGGCGGGC
 CCCAGCTCGGAGGGCGACAGTGCAGCGCGTGGAGGCCACTGAGGGCCAGGCAGCGCCGACACCGAGG
 AGCCAAAGTCTCAGGGAGAGGCCGAGCGGGAGGAGTCCCGCGCCGGCGGAGCAGCAGCGGAGCCCGCC
 CTCGGGACCCCGGGCCCGGACGACGCCCGCAGCAGCAGCAGGAGGAGCCCGTGAAGGCCCGGGG
 CCCCTGCCAGCCCCGCTCCGCGACCGCCACCGCCGCGCCCGCGCCCGGAGGACGCCCTACCTCAG
 CCGCCCGCGCCGGGGAGGGCCCGCGGCCCGGAGCTCCGCGCCCGCCAGCAACAGCAGCAGCAG
 CAGCGCCCCCGCAGGCCAGCTCGCTGCAGAGCCTTTTCGGCCTCCCGAGGCCGCGGGCGCCGGGAC
 TCGCGGACAACCCCTGCGCAAGAAGAAGGCCGGAACTTAACAGCATCATCCACCGCTGGAGAAGG
 CCGCCAGCCGGGAGAACCTATCGAATGGGAGTTC

ACGCGTACGCGGCCGCTCGAGCAGAACTCATCTCAGAAGAGGATCTGGCAGCAATGATATCCTGGATT
 ACAAGGATGACGACGATAAGGTTTAA

Protein Sequence: >RC224512 representing NM_181552

Red=Cloning site Green=Tags(s)

```

MLCVAGARLKRELDATATVLANRQDESEQSRKRLIEQSREFKKNTPEDLRKQVAPLLKSFQGEIDALSKR
SKEAEAAFLNVYKRLIDVPDPVPALDLGQQLQLKVQRLHDIETENQKLRETL EYNKEFAEVKNQEVTIK
ALKKEKIREYEQTLKNQAETIALEKEQKLQNDFAEKERKLQETQMSTTSKLEEAHKVQSLQTALEKTRTE
LFDLTKTKYDEETTAKADEIEMIMTDLERANQRAEVAQREAE TLREQLSSANHSLQLASQIQKAPDVEQAI
EVLTRSSLEVELAAKEREIAQLVEDVQRLQASLTKLRENSASQISQLEQQLSAKNSTLKQLEEKLGQAD
YEEVKKELNILKSMEFAPSEGAGTQDAAKPLEVLLLEKNRSLQSENAALRISNSDLSGSARRKGGKQDPES
RRPGSLPAPPSQLPRNPGEQASNTNGTHQFSPAGLSQDFFSSSLASPSLPLASTGKFALNSLLQRQLMQ
SFYSKAMQEAGSTSMIFSTGPYSTNSISSQSPLQQSPDVNGMAPSPSQSESAGSVSEGEEMDTAEIARQV
KEQLIKHNIQGRIFGHYVGLSQGSVSEILARPKPWNKLTVRGKEPFHKMKQFLSDEQNILALRSIQGRQ
RENPGQSLNRLFQVPKRRNGSEGNITTRIRASETGSD EAIKSILEQAKRELQVQKTAEPAPSSASGSG
NSDDAIRSILQQARREMEAQQAALDPALKQAPLSQSDITILTPKLLSTSPMPTVSSYPPLAISLKKPSAA
PEAGASALPNPPALKKEAQDAPGLDPQGAADCAQGVLRQVKNEVGRSGAWKDHWWSAVQPERRNAASSEE
AKAEETGGGKEKSGSGSGGSQPRAERSQLQGPSSEYWK EWPSAESPYQSSELSTGASRSETPQNSP
LPSSPIVPM SKPTKPSVPLTPEQYEVYMYQEVDTIELTRQVKEKLA KNGICQRIFGKVLGLSQGSVSD
MLSRPKPWSKLTQKGREPFIRMQLWNLGELGQGVLPVQGGQQGPVLSVTSLQDPLQQGCVSSESTPKTS
ASCSPAPESPMSSES SVKSLTEL VQQPCPIEASKDSKPPESDPPASDSQPTTLP LPSGHSALSIQELV
AMSPELDITYGITKR VKEVLT DNNLGQRLFGETIILGLTQGSVSDLLARPKPWHKLSLKGREPFVRMQLWLN
DPNNVEKLMDMKRMEK KAYMKRRHSSVSDSQCEPPSVGTEYSQGASPQPQH LKKPRVVLAP E EKEALK
RAYQQKPYPSPTIEDL ATQLNLKTSTVINWFHNYRSRIRRELFIEEIQAGSQQGAGASD SPARSGRAA
PSSEGDCDGV EATEGPGSADTEEPKSQGEAREEEVPRPAEQTEPPPSGTPGDDARDDDHEGGPVEGPG
PLPSPASATATAAPA PEDAAATAAAAAPGEGAAPSSAPPPSNSSSSSAPRRPSSLQSLFGLPEAAGARD
SRDNPLRKKKAANL NSIIHRLEKAASREEPIEWEF
    
```

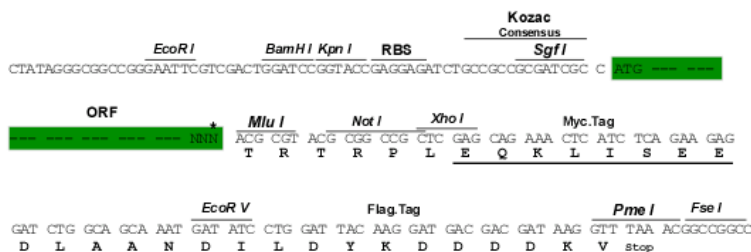
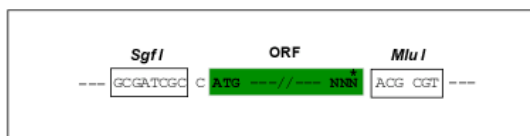
TRTRPLEQKLISEEDLAANDILDYKDDDDKV

Restriction Sites:

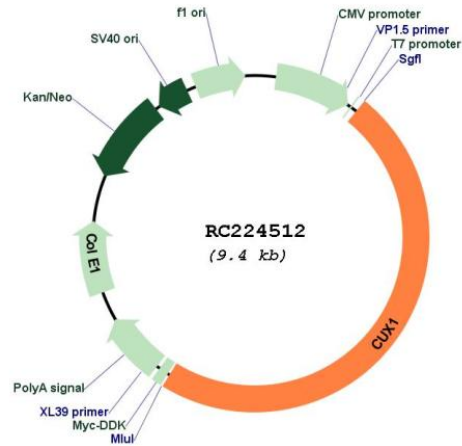
Sgfl-MluI

Cloning Scheme:

Cloning sites used for ORF Shuttling:



* The last codon before the Stop codon of the ORF

Plasmid Map:


ACCN: NM_181552

ORF Size: 4515 bp

OTI Disclaimer: The molecular sequence of this clone aligns with the gene accession number as a point of reference only. However, individual transcript sequences of the same gene can differ through naturally occurring variations (e.g. polymorphisms), each with its own valid existence. This clone is substantially in agreement with the reference, but a complete review of all prevailing variants is recommended prior to use. [More info](#)

OTI Annotation: This clone was engineered to express the complete ORF with an expression tag. Expression varies depending on the nature of the gene.

Components: The ORF clone is ion-exchange column purified and shipped in a 2D barcoded Matrix tube containing 10ug of transfection-ready, dried plasmid DNA (reconstitute with 100 ul of water).

Reconstitution Method:	<ol style="list-style-type: none">1. Centrifuge at 5,000xg for 5min.2. Carefully open the tube and add 100ul of sterile water to dissolve the DNA.3. Close the tube and incubate for 10 minutes at room temperature.4. Briefly vortex the tube and then do a quick spin (less than 5000xg) to concentrate the liquid at the bottom.5. Store the suspended plasmid at -20°C. The DNA is stable for at least one year from date of shipping when stored at -20°C.
RefSeq:	NM_181552.4
RefSeq Size:	13760 bp
RefSeq ORF:	4518 bp
Locus ID:	1523
UniProt ID:	P39880
Cytogenetics:	7q22.1
Protein Families:	Transcription Factors, Transmembrane
MW:	164.2 kDa
Gene Summary:	The protein encoded by this gene is a member of the homeodomain family of DNA binding proteins. It may regulate gene expression, morphogenesis, and differentiation and it may also play a role in the cell cycle progression. Several alternatively spliced transcript variants encoding different isoforms have been identified.[provided by RefSeq, Feb 2011]