

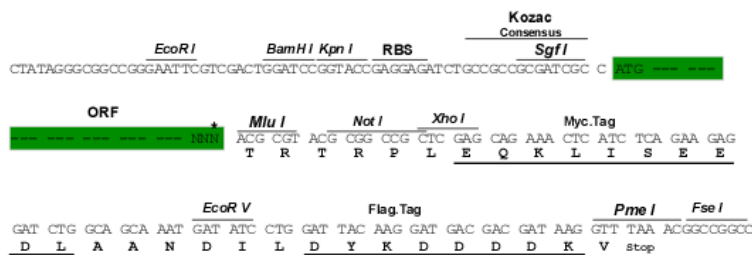
Product datasheet for RC224241

hnRNP A2B1 (HNRNPA2B1) (NM_031243) Human Tagged ORF Clone

Product data:

Product Type:	Expression Plasmids
Product Name:	hnRNP A2B1 (HNRNPA2B1) (NM_031243) Human Tagged ORF Clone
Tag:	Myc-DDK
Symbol:	hnRNP A2B1
Synonyms:	HNRNPA2; HNRNPB1; HNRPA2; HNRPA2B1; HNRPB1; IBMPFD2; RNPA2; SNRPB1
Mammalian Cell Selection:	Neomycin
Vector:	pCMV6-Entry (PS100001)
E. coli Selection:	Kanamycin (25 ug/mL)
Chromatograms:	https://cdn.origene.com/chromatograms/mg4375_a07.zip
Restriction Sites:	SgfI-MluI
Cloning Scheme:	

Cloning sites used for ORF Shuttling:



* The last codon before the Stop codon of the ORF

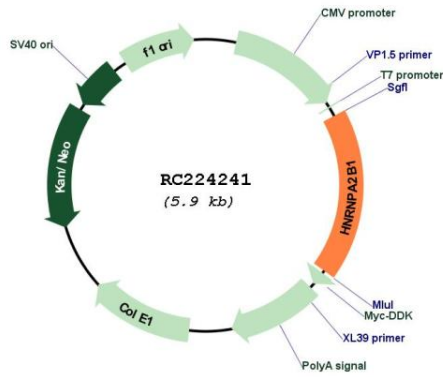
ACCN:	NM_031243
ORF Size:	1059 bp




[View online >](#)

OTI Disclaimer:	The molecular sequence of this clone aligns with the gene accession number as a point of reference only. However, individual transcript sequences of the same gene can differ through naturally occurring variations (e.g. polymorphisms), each with its own valid existence. This clone is substantially in agreement with the reference, but a complete review of all prevailing variants is recommended prior to use. More info
OTI Annotation:	This clone was engineered to express the complete ORF with an expression tag. Expression varies depending on the nature of the gene.
Components:	The ORF clone is ion-exchange column purified and shipped in a 2D barcoded Matrix tube containing 10ug of transfection-ready, dried plasmid DNA (reconstitute with 100 ul of water).
Reconstitution Method:	<ol style="list-style-type: none">1. Centrifuge at 5,000xg for 5min.2. Carefully open the tube and add 100ul of sterile water to dissolve the DNA.3. Close the tube and incubate for 10 minutes at room temperature.4. Briefly vortex the tube and then do a quick spin (less than 5000xg) to concentrate the liquid at the bottom.5. Store the suspended plasmid at -20°C. The DNA is stable for at least one year from date of shipping when stored at -20°C.
RefSeq:	NM_031243.1 , NM_031243.2 , NP_112533.1
RefSeq Size:	1780 bp
RefSeq ORF:	1062 bp
Locus ID:	3181
UniProt ID:	P22626
Cytogenetics:	7p15.2
Domains:	RRM
Protein Families:	Druggable Genome
MW:	37.2 kDa
Gene Summary:	This gene belongs to the A/B subfamily of ubiquitously expressed heterogeneous nuclear ribonucleoproteins (hnRNPs). The hnRNPs are RNA binding proteins and they complex with heterogeneous nuclear RNA (hnRNA). These proteins are associated with pre-mRNAs in the nucleus and appear to influence pre-mRNA processing and other aspects of mRNA metabolism and transport. While all of the hnRNPs are present in the nucleus, some seem to shuttle between the nucleus and the cytoplasm. The hnRNP proteins have distinct nucleic acid binding properties. The protein encoded by this gene has two repeats of quasi-RRM domains that bind to RNAs. This gene has been described to generate two alternatively spliced transcript variants which encode different isoforms. [provided by RefSeq, Jul 2008]

Product images:



Circular map for RC224241



Coomassie blue staining of purified HNRNPA2B1 protein (Cat# [TP324241]). The protein was produced from HEK293T cells transfected with HNRNPA2B1 cDNA clone (Cat# RC224241) using MegaTran 2.0 (Cat# [TT210002]).