

## Product datasheet for RC223950

### Heparan Sulfate Proteoglycan 2 (HSPG2) (NM\_005529) Human Tagged ORF Clone

#### Product data:

Product Type:	Expression Plasmids
Product Name:	Heparan Sulfate Proteoglycan 2 (HSPG2) (NM_005529) Human Tagged ORF Clone
Tag:	Myc-DDK
Symbol:	Heparan Sulfate Proteoglycan 2
Synonyms:	HSPG; PLC; PRCAN; SJA; SJS; SJS1
Mammalian Cell Selection:	Neomycin
Vector:	pCMV6-Entry (PS100001)
E. coli Selection:	Kanamycin (25 ug/mL)
ORF Nucleotide Sequence:	>RC223950 representing NM_005529 Red=Cloning site Blue=ORF Green=Tags(s)

TTTTGTAATACGACTCACTATAGGGCGGCCGGAATTCGTCGACTGGATCCGGTACCGAGGAGATCTGCC  
GCCCGATCGCC

ATGGGGTGGCGGGCGGGCGCGCTGCTGCTGGCGCTGCTGCTGCACGGGCGGCTGCTGGCGGTGACCC  
ATGGGCTGAGGGCATAACGATGGCTTGTCTCTGCCTGAGGACATAGAGACCGTCACAGCAAGCCAAATGCC  
CTGGACACATTCGTACCTTTCTGATGATGAGGACATGCTGGTGACAGCATCTCAGGAGACGACCTGGGC  
AGTGGGGACCTGGGCAGCGGGGACTTCCAGATGGTTTATTTCCGAGCCCTGGTGAATTTCACTCGCTCCA  
TCGAGTACAGCCCTCAGCTGGAGGATGCAGGCTCCAGAGAGTTTCGAGAGGTGTCCGAGGCTGTGGTAGA  
CAGCTGGAGTCGGAGTACTTAAAAATCCCGGAGACCAGGTTGTCAAGTGTGGTGTTCATCAAGGAGCTG  
GATGGCTGGGTTTTTGTGGAGCTGGATGTGGGCTCGGAAGGGAATGCGGATGGGGCTCAGATTCAGGAGA  
TGCTGCTCAGGGTCATCTCCAGCGGCTCTGTGGCCTCCTACGTCACTCTCCCCAGGGATCCAGTTCCG  
ACGCTGGGCACAGTGCCCCAGTTCCCAAGAGCCTGCACGGAGGCCGAGTTTGCCTGCCACAGCTACAAT  
GAGTGTGTGGCCCTGGAGTATCGCTGTGACCGGCGGCCGACTGCAGGGACATGTCTGATGAGCTCAATT  
GTGAGGAGCCAGTCCCTGGGTATCAGCCCCACATTTCTCTCTCGTGGAGACGACATCTTACC GCCCCG  
GCCAGAGACAACCATCATGCGACAGCCACCAGTCACCCAGCTCCTCAGCCCTGCTTCCCGTTCCGTC  
AGGCCCTGCCCTGTGGCCCCAGGAGGCCGATGCCGCAATGGGCACTGCATCCCCAGAGACTACCTCT  
GGCAGGACAGGAGGACTGCGAGGACGGCAGCGATGAGCTAGACTGTGGCCCCCGCCACCTGTGAGCC  
CAACGAGTTCCTCGCGGAATGGACATTTGTGCCCTCAAGCTGTGGCGCTGCGATGGTGACTTTGACTGT  
GAGGACCGAACTGATGAAGCCAACTGCCCAACAGCGTCCTGAGGAAGTGTGCGGGCCACACAGTTCC  
GATGCGTCTTACCAACATGTGCATCCCAGCCAGCTTCCACTGTGACGAGGAGAGCGACTGTCTGACCG  
GAGCGACGAGTTGGCTGCATGCCCCCAGGTGGTGACACCTCCCCGGGAGTCCATCCAGGCTTCCCGG  
GGCCAGACAGTGACCTTACCTGCGTGGCCATTGGCGTCCCCACCCCATCATCAATTGGAGGCTCAACT  
GGGGCCACATCCCTCTCATCCCAGGTTGACAGTGACCAGCGAGGTTGGCGTGGCACACTGATCATCCG  
TGATGTGAAGGAGTCAGACCAGGTTGCCTACACCTGTGAGGCCATGAACGCCCGGGCATGGTGTGGC



ATTCCTGACGGTGTCTTCTGAGCTCGTCCCAACGAGCAGGCCCTGCCCTGACGGCCACTTCTACCTGG  
 AGCACAGCGCCGCTGCCTGCCCTGCTTCTGCTTTGGCATCACCAGCGTGTGCCAGAGCACCCGCCGCTT  
 CCGGGACCAGATCAGGCTGCGCTTTGACCAACCCGATGACTTCAAGGGTGTGAATGTGACAATGCCTGCG  
 CAGCCCGGCACGCCACCCTCTCTCCACGCAGCTGCAGATCGACCCATCCCTGCACGAGTTCAGCTAG  
 TCGACCTGTCCCGCCGCTTCTCGTCCACGACTCCTTCTGGGCTCGCTGAACAGTTCTGGGCAACAA  
 GGTGGACTCCTATGGCGGCTCCTGCGTTACAACGTGCGCTACGAGTTGGCCCGTGGCATGCTGGAGCCA  
 GTGCAGCGCGGACGTGGTCTCGTGGGTGCCGGTACCGCTCCTCTCCGAGGCCACACACCCACCC  
 AACCTGGTGTCTGAACAGCGCCAGGTCAGTTCTCTGAGGAGCACTGGGTCCATGAGTCTGGCCGGCC  
 GGTGCAGCGCGGAGCTGCTGCAGGTGCTGCAGAGCCTGGAGGCCGTGCTCATCCAGACCGTGTACAAC  
 ACCAAGATGGCTAGCGTGGGACTTAGCGACATCGCCATGGATACCACCGTCACCCATGCCACCAGCCATG  
 GCCGTGCCACAGTGTGGAGGAGTGCAGATGCCCATTTGGCTATTCTGGCTTGTCTGCGAGAGCTGTGA  
 TGCCCACTTCACTCGGGTGCCTGGTGGGCCCTACCTGGGCACCTGCTCTGGTTGCAGTTGCAATGGCCAT  
 GCCAGCTCCTGTACCCTGTGTATGGCCACTGCCTGAATTGCCAGCACACACGGAGGGGCCACAGTGCA  
 ACAAGTGAAGGCTGGCTTCTTTGGGACGCCATGAAGGCCACGGCCACTTCTGCCGGCCCTGCCCTTG  
 CCCATACATCGATGCCTCCCGCAGATTCTCAGACACTTGTCTCTGGACACGGATGGCCAAGCCACATGT  
 GACGCCTGTGCCAGGCTACACTGGCCCGCGCTGTGAGAGCTGTGCCCCGGATACGAGGGCAACCCCA  
 TCCAGCCCGCGGGAAGTGCAGGCCCGTCAACCAGGAGATTGTGCGCTGTGACGAGCGTGGCAGCATGGG  
 GACCTCCGGGGAGGCTGCCGCTGAAGAACAATGTGGTGGGGCGCTTGTGCAATGAATGTGCTGACGGC  
 TCTTCCACCTGAGTACCCGAAACCCCGATGGCTGCCTCAAGTGTCTGATGGGTGTGAGTGGCCACT  
 GCACAGCTCTTTCATGGAGCCGTGCCAGTTGCATGGGGCCTCTGAGGAGCCTGGTCACTTCAGCCTGAC  
 CAACGCCGCAAGCACCCACACCAACGAGGGCATCTTCTCCCCACGCCCGGGAACTGGGATTCTCC  
 TCCTTCCACAGACTCTTATCTGGACCCTACTTCTGGAGCCTCCCTCACGCTTCTGGGGACAAGGTGA  
 CCTCCTATGGAGGAGAGCTGCGCTTACAGTACCCAGAGGTCCAGCCGGGCTCCACCCCTGCACCGG  
 GCAGCCGTTGGTGGTGTGCAAGGTAACAACATCATCTAGAGCACCATGTGGCCAGGAGCCAGCCCGCC  
 GGCCAGCCAGCACCTTATTGTGCTTTCCGGGAGCAAGCATGGCAGCGGCCCGATGGGAGCCAGCCA  
 CACGGGAGCACCTGCTGATGGCACTGGCAGGCATCGACACCCTCTGATCCGAGCATCTACGCCAGCA  
 GCCCGCTGAGAGCAGGCTCTGTCATCAGCATGGACGTGGCTGTGCCGAGGAAACCGGCCAGGACCCC  
 GCGCTGGAAGTGAACAGTGTCTCTGCCACCCGGGTACCGTGGGCCGTCTGCCAGGACTGTGACACAG  
 GCTACACACGCACGCCAGTGGCTCTACCTGGGTACCTGTGAACGCTGCAGTGCATGGCCACTCAGA  
 GGCTGCGAGCCAGAAACAGGTGCCTGCCAGGGTGCACAGCATCACAGGAGGGCCCTCGGTGTGAGCAG  
 TGCCAGCCAGGATACTACGGGGACGCCAGCGGGGACACCACAGGACTGCCAGTGTGCCCTGCTACG  
 GAGACCCTGCTGCCGGCCAGGCTGCCACACTTGTCTTCTGGACACAGACGGCCACCCCACTGTGATGC  
 GTGCTCCCCAGGCCACAGTGGGGTCACTGTGAGAGGTGCGCCCTGGCTACTATGGCAACCCAGCCAG  
 GGCCAGCCATGCCAGAGAGACAGCCAGGTGCCAGGGCCATAGGCTGCAACTGTGACCCCAAGGCAGCG  
 TCAGCAGCCAGTGTGATGCTGCTGGTCACTGCCAGTGAAGGCCAGGTGGAAGGCTCACTTGCAGCCA  
 CTGCCGGCCCCACCACTTCCACTGAGTGCAGCAACCCAGAGCGCTGCCTGCCCTGCTTCTGTATGGGC  
 ATCACCCAGCAGTGCAGCAGCTGCTACACACGCCACTGATCTCCACCCACTTTGCCCTGGGGACT  
 TCCAAGGCTTTGCCCTGGTGAACCCACAGCGAAACAGCCGCTGACAGGAGAATTCACTGTGGAACCCGT  
 GCCGAGGGTGGCCAGCTCTCTTTGGCAACTTTGCCAACTCGGCCATGAGTCTTCTACTGCGAGCTG  
 CCGGAGACATAACAGGGAGACAAGGTGGCGGCCTACGGTGGGAAGTTGCGATACACCCTCTCTACACAG  
 CAGGCCACAGGGCAGCCACTCTGACCCCGATGTGCAGATCACGGGCAACAACATCATGCTAGTGGC  
 CTCCCAGCCAGCGCTGCAGGGCCCTGAGAGGAGGACTACGAGATCATGTTCCGAGAGGAATTCTGGCGC  
 CGGCCCGATGGGCAGCCGCCACACGCGAGCACCTCTGATGGCACTGGCCGACCTGGATGAGCTCTGA  
 TCCGGGCCAGTCTCTCTCCGTGCCGCTGGTGGCCAGCATCAGCGCAGTCAAGCTGGAGGTGCCAGCC  
 GGGGCCCTCAAACAGACCCCGCCCTCGAGGTGGAGGAGTGGCGCTGCCCGCCAGGCTACATCGGTCTG  
 TCCTGCCAGGACTGTGCCCGGCTACACGCGCACCGGGAGTGGGCTCTACCTCGGCCACTGCGAGCTAT  
 GTGAATGCAATGGCCACTCAGACCTGTGCCACCCAGAGACTGGGGCTGCTCGCAATGCCAGCACAACGC  
 CGCAGGGGAGTTCTGCGAGCTTTGTGCCCTGGCTACTACGGAGATGCCACAGCCGGGACGCTGAGGAC  
 TGCCAGCCCTGTGCTGCCCACTGACCAACCCAGAGAACATGTTTTCCCGCACCTGTGAGAGCCTGGGAG  
 CCGGCGGGTACCCTGCACGGCCTGCGAACCCGGCTACACTGGCCAGTACTGTGAGCAGTGTGGCCAGG  
 TTACGTGGGTAACCCAGTGTGCAAGGGGGCCAGTGCCTGCCAGAGACAAACCAAGCCCACTGGTGGTC  
 GAGGTCCATCTGCTCGAAGCATAGTGCSCCAAGGTGGCTCCCACTCCCTGCGGTGTGAGTCAAGTGGGA

GCCCACCCACTACTTCTATTGGTCCCCTGAGGATGGGCGCCTGTGCCAGCGCACCCAGCAGCGACA  
 TCAAGGCTCCGAGCTCCACTTCCCCAGCGTCCAGCCCTCGGATGCTGGGGTCTACATTTGCACCTGCCGT  
 AATCTCCACCAATCCAATACCAGCCGGGACAGAGCTGCTGGTCACTGAGGCTCCAAGCAAGCCATCACAG  
 TGACTGTGGAGGAGCAGCGGAGCCAGAGCGTGCGCCCGGAGCTGACGTACCTTCATCTGCACAGCCAA  
 AAGCAAGTCCCAGCCTATACCTGGTGTGGACCCGCCTGCACAACGGGAAACTGCCACCCGAGCCATG  
 GATTTCAATGGCATCCTGACCATTGCAACGTCCAGCTGAGTGATGCAGGCACCTACGTGTGCACCGCC  
 CCAACATGTTTGCATGGACAGGACAGGCACAGCCACTCTACATGTGCAGGCCCTCGGGCACCTGTCCGGCC  
 CGTGGTCTCCATCCATCCGCCACAGCTCACAGTGCAGCCCGGCAACTGGCGGAGTTCCGCTGCAGCGCC  
 ACAGGGAGCCCCACGCCACCCTCGAGTGGACAGGGGGCCCCGGCGGCCAGCTCCCTGCGAAGGCACAAA  
 TCCACGGCGGCATCCTGCGCCTGCCAGCTGTGAGCCACGGATCAGGCCAGTACTTGTGCCGAGCCCA  
 CAGCAGCGCTGGGACAGGTTGGCAGGGCTGTGCTCCACGTGCATGGGGCGGTGGGCCAGAGTCCAA  
 GTGAGCCAGAGAGGACCCAGGTCACGCAGGCCACCGTCAAGGCTGTACTGCAGGGCTGCAGGCGTGC  
 CTAGCGCCACCATCACCTGGAGGAAGGAAGGGGGCAGCCTCCACCACAGGCCCGGTGAGAGCGCACAGA  
 CATCGGACACTGCTCATCCAGCCATCACGACTGCTGACGCCGGTCTACCTCTGCGTGGCCACCAGC  
 CCTGCAGGCACTGCCAGGCCGATCCAAGTGGTTGTCTTTACGCTCAGATGCCAGCCACCGCCGG  
 TCAAGATTGAGTCTCATCGCCTTCTGTGACAGAAGGGCAAACTCGACCTCAACTGTGTGGTGGCAGG  
 GTCAGCCCATGCCAGGTCACTGGTACAGGCGAGGGGTAGCCTGCCTCCCCACACCAGGTGCACGGC  
 TCCCGTCTGCGGCTCCCCAGGTCTCACCAGCTGATTCTGGAGAATATGTGTGCCGTGTGGAGAATGGAT  
 CGGGCCCCAAGGAGGCTCCATTACTGTGTCTGTGCTCCACGGCACCCATTCTGGCCCCAGCTACACCCC  
 AGTGCCCCGACGACCCGGCCATCCGCATCGAGCCCTCCTCCTCACACGTGGCGGAAGGGCAGACCCTG  
 GATCTGAACTGCGTGGTCCCGGGCAGGCCACGCCAGGTCACGTGGCACAAGCGTGGGGCAGCCTCC  
 CTGCCCCGACAGACCCAGGCTCGCTGCTGCGGCTGCACCAGGTGACCCCGCCGACTCAGGCGAGTA  
 TGTGTCCATGTGGTGGCCACTCCGGCCCCCTAGAGGCCCTCAGTCTGGTCAACATCGAAGCCTGTGC  
 ATCCCTGGACCCATCCCACCTGTGAGGATCGAGTCTTATCCTCCACAGTGGCCGAGGGCCAGACCTGG  
 ATCTGAGCTGCGTGGTGGCAGGGCAGGCCACGCCAGGTACATGGTACAAGCGTGGGGCAGCCTCCC  
 TGCCCGCACCCAGGTTCCGTGGCTCCCGCCTGTACATCTTCCAGGCCTCACCTGCCGATGCGGGACAGTAC  
 GTCTGCCGGGCCAGCAACGGCATGGAGGCTCCATCACGGTCACAGTAACTGGGACCCAGGGGGCAACT  
 TAGCCTACCCTGCCGGCAGCACCCAGCCATCCGCATCGAGCCCTCCTCCTCGAAGTGGCGGAAGGGCA  
 GACCCTGGATCTGAACTGCGTGGTCCCGGGCAGTCCCATGCCAGGTACGTGGCACAAGCGTGGGGC  
 AGCCTCCCTGTCGGCACCAGACCCAGGCTCCCTGCTGAGACTCTACCAAGCGTCCCCCGGACTCGG  
 GCGAGTACGTGTCCGAGTGTGGGCGAGTCCGTGCCTCTAGAGGCTCTGTCTGGTCAACATTGAGCC  
 TCGGGGCTCAGTCCCTGCACTTGGGGTACCCCCACGGTCCGGATCGAGTCATCGTCTTCCCAAGTGGCC  
 GAGGGGACAGCCCTGGACCTGAACTGCCTCGTTGCTGGTCAAGGCCATGCCAGGTACAGTGGCACAAGC  
 GCGGGGGCAGCCTCCCGGCCCGGCACCAGGTGCATGGCTCGAGGCTACGCTGCTCCAGGTGACCCAGC  
 TGATTCAGGGGAGTACGTGTGCCGTGTGGTCCGGCAGTCAAGTACCCAGGAAGCCTCAGTCTTGTCAAC  
 ATCCAGCAGCGCCTTAGTGGTCCCCTCCAGGGTGTGGCGTACCCCGTCCGCATCGAGTCTCCTCAG  
 CCTCCCTGGCCAATGGACACACCCTGGACCTCACTGCCTGGTTGCCAGCCAGGCTCCCCACACCATCAC  
 CTGGTATAAGCGTGGAGGAGCTTACCCAGCCGGCACCAGATCGTGGGCTCCCGGCTCGGGATCCCTCAG  
 GTGACTCCGGCAGACTCGGGCGAGTACGTGTGCACGTGTAACGGTGCAGGCTCCCGGGAGACCTCGC  
 TCATCGTACCATCCAGGGCAGCGGTTCCCTCCACGTGCCAGCGTCTCCCACCGATCAGGATCGAGTC  
 GTCTTCCCCACGGTGGTGAAGGGCAGACCTGGATCTGAACTGCGTGGTCCGACAGGCAGCCCCAGGCT  
 ATCATCACATGGTACAAGCGTGGGGCAGCCTTCCCTCCCGACACCAGACCCATGGCTCCCACCTGCGGT  
 TGCACCAATGTCTGTGGCTGACTCGGGCGAGTATGTGTGCCGGGCAACAACAACATCGATGCCCTGGA  
 GGCCTCCATCGTATCTCCGTCTCCCTAGCGCCGGCAGCCCTCCGCCCTGGCAGCTCCATGCCATC  
 AGAATTGAGTCATCCTCCTCACAGTGGCCGAAGGGGAGACCCTGGATCTGAACTGCGTGGTCCCCGGC  
 AGGCCATGCCAGGTCACTTGGCACAAGCGTGGGGCAGCCTCCCAGTCAACATCAGACCCGGGCTC  
 ACGGCTGCGGCTGCACCATGTGTCCCCGGCGACTCGGGTGAATACGTGTGCCGGTGTGGGCGAGTCT  
 GGCCCCCTGGAGGCTCAGTCTGGTCAACATCGAAGCCTCTGGTCAAGTGTGTCCACGTCCCCGCC  
 CAGGTGGAGCCCCACCATCCGCATCGAGCCCTCCTCCTCCCGAGTGGCAGAAGGGCAGACCCTGGATCT  
 GAAGTGGTGGTGGCCGGCAGGCCACGCCAGGTCAAGTGGCACAAGCGTGGAGGAAACCTCCCTGCC  
 CGGCACCAGGTCCACGGCCACTGCTGAGGCTGAACCAGGTGTCCCCGGCTGACTCTGGCGAGTACTCGT  
 GCCAAGTACCGGAAGCTCAGGCACCCTGGAGGCATCTGTCTGGTCAACATGAGCCCTCCAGCCAGG

ACCCATTTCTGCTCCAGGACTGGCCCAGCCCATCTACATCGAGGCCTCCTCTTCACACGTGACTGAAGGG  
 CAGACTCTGGATCTGAACTGTGTGGTGCCTGGCAGGCCATGCCAGGTACAGTGGTACAAGCGCGGGG  
 GCAGCCTCCCCGCGCCGACCAGACCCATGGCTCCCAGCTGCGGCTCCACCTCGTCTCCCCTGCCGACTC  
 AGGCGAGTATGTGTGTCGTCAGCCAGCGGCCAGGCCCTGAGCAAGAAGCCTCCTTCACAGTACCCTGC  
 CCGCCAGTGAGGGGTCTTCTACCGCTTAGGAGCCCGTCACTCCATCGACCCGCCCAGCAGCACC  
 TGCAGCAGGGCCAGGATGCCAGTTCAGTGCCTCATCCATGACGGGGCAGCCCCATCAGCCTCGAGTG  
 GAAGACCCGGAACCAGGAGCTGGAGGACAACGTCCACATCAGTCCCAATGGCTCCATCACCATCGTG  
 GGCACCCGCGCCAGCAACCACGGTACCTACCGCTGCGTGGCTCCAATGCCTACGGTGTGGCCAGAGTG  
 TGGTGAACCTCAGTGTGCACGGGCCCTACAGTGTCCGTGCTCCCCGAGGGCCCGTGTGGGTGAAAGT  
 GGGAAAGGCTGTCACCCTGGAGTGTGTCAGTGCCTGGGAGCCCCGCTCCTCTGCTCGTTGGACCCGGATC  
 AGCAGCACCCCTGCCAAGTTGGAGCAGCGGACATATGGGCTCATGGACAGCCACGCGGTGCTGCAGATTT  
 CATCAGCTAAACCATCAGATGCGGGCATTATGTGTGCCTTGCTCAGAATGCACTAGGCACAGCACAGAA  
 GCAGGTGGAGGTGATCGTGGACACGGGCGCATGGCCCCAGGGGCCCTCAGGTCCAAGTGAAGAAGCT  
 GAGCTGACTGTGGAGGCTGGACACACGGCCACCTTGCCTGCTCAGCCACAGGCAGCCCCGCGCCACCA  
 TCCACTGGTCCAAGCTGCGTTCCCCTGCCCCTGGCAGTACCGGCTGGAAGGTGACACACTCATATACC  
 CCGGTTAGCCAGCAGGACTCGGGCCAGTACATCTGCAATGCCACTAGCCCTGCCGGGCAGCTGAGGCC  
 ACCATCATCTGCACGTGGAGAGCCACCATATGCCACCACGGTCCCAGAGCAGCCTTCGGTGCAGGCAG  
 GGGAGACGGTGCAGCTCCAGTGCCTGGCTCACGGGACACCCCACTCACCTTCCAGTGGAGCCGCGTGGG  
 CAGCAGCCTTCTGGGAGGGCGACCGCCAGGAACGAGCTGCTGCCTTTGAGCGTGCAGCCCTGAGGAC  
 TCAGGCCGCTACCGCTGCCGGTCAACAACAGGTGGGCTCAGCCGAGGCCTTTGCCAGCTGCTCGTCC  
 AAGGCCCTCCGGCTCTCCTGCCACCTCCATCCCAGCAGGTCCACGCCACCGTGCAGGTACGCC  
 TCAGCTAGAGACCAAGAGCATTGGGGCCAGCGTTGAGTTCACCTGTGCTGTGCCAGCCAGCGGGGTACC  
 CAGCTCCGTTGGTTCAAGGAAGGGGTGAGTGCCTCCGGGTACAGCGTGCAGGATGGGTGCTCCGAA  
 TCAGAACTTGGACCAGAGCTGCCAAGGGACGTATATATGCCAGGCCATGGACCTTGGGGGAAGCCCA  
 GGCCAGTGCCAGCTGGTTATCCAAGCCCTGCCCTCGGTGCTCATCAACATCCGGACCTCTGTGCAGACC  
 GTGGTGGTTGGCCACGCCGTGGAGTTCGAATGCCTGGCACTGGGTGACCCCAAGCCTCAGGTGACATGGA  
 GCAAAGTTGGAGGGCACCTGCGGCCAGGCATTGTGCAGAGCGGAGGTGTTGTGAGGATCGCCACGTAGA  
 GCTGGCTGATGCGGGACAGTATCGCTGCACTGCCACCAACGCAGCTGGCACCACACAATCCACGTCTG  
 CTGCTTGTGCAAGCCTTGCCCCAGATCTCAATGCCCAAGAAGTCCGTGTGCTGCTGGTCTGCAGCTG  
 TCTTCCCCTGCATAGCCTCAGGCTACCCACTCCTGACATCAGCTGGAGCAAGCTGGATGGCAGCCTGCC  
 ACCTGACAGCCGCTGGAGAACAACATGCTGATGCTGCCCTCAGTCCGACCCAGGACGCAGGTACCTAC  
 GTCTGCACCGCCACTAACCGCCAGGGCAAGGTCAAAGCCTTTGCCACCTGCAGGTGCCAGAGCGGGTGG  
 TGCCCTACTTCACGCAGACCCCTACTCCTTCTACCGCTGCCACCATCAAGGATGCCTACAGGAAGTT  
 CGAGATCAAGATCACCTTCCGGCCGACTCAGCCGATGGGATGCTGCTGTACAATGGGCAGAAGCGAGTC  
 CCAGGGAGCCCCACCAACCTGGCCAACCGGCAGCCGACTTCACTCCTTCGGCCCTGTTGGGGGAAGGC  
 CCGAGTTCCGGTTCGATGCAGGCTCAGGCATGGCCACCATCCGCCATCCACACCACTGGCCCTGGGCCA  
 TTTCCACACCGTGACCCTGCTGCGCAGCCTCACCCAGGGCTCCCTGATTGTGGGTGACCTGGCCCCGGTC  
 AATGGGACCTCCAGGGCAAGTTCCAGGGCCTGGATCTGAACGAGGAACCTACCTGGGTGGCTATCCTG  
 ACTATGGTGCCATCCCCAAGGCGGGCTGAGCAGCGGCTTCAAGGCTGTGTCGGGAGCTGCCATCCA  
 GGGCGAGGAGATCGTCTTCCATGACCTCAACCTCACGGCGCAGGCATCTCCACTGCCCCACTGTCCG  
 GACCGGCCCTGCCAGAATGGCGGTGAGTCCATGACTCTGAGAGCAGCAGCTACGTGTGCGTCTGCCAG  
 CTGGCTTACCAGGGAGCCGCTGTGAGCACTGCGAGGCCCTGCACTGCCATCCAGAGGCCTGTGGCCCGA  
 CGCCACCTGTGTGAACCGCCTGACGGTACAGGCTACACCTGCCGCTGCCACCTGGGCCGCTCGGGTTG  
 CGGTGTGAGGAAGGTGTGACAGTACCACCCCTCGTGTGCGGTGCTGGCTCCTACCTGGCACTGCCCC  
 CCCTACCAACACACACCAGGCTACGCTGGACGTGGAGTTCAAGCCACTGCCCCCTGACGGGTCTCT  
 GCTGTTACAGCGGGGGAAGAGCGGGCTGTGGAGGACTCGTGTCCCTGGCGATGGTGGCGGCCACCTG  
 GAGTTCGCTATGAGTTGGGTGAGGGTGGCCGTTCTGCGGAGCGCCGAGCCGCTGGCCCTGGGCCGCT  
 GGCACCGTGTGTCTGAGAGCGTCTCAACAAGGACGGCAGCCTGCCGGTGAATGGTGGACGCCCTGTGCT  
 GCGCTCCTCGCCCGCAAGAGCCAGGGCTCAACCTGCACACCCTGCTCTACCTGGGGGTGTGGAGCCT  
 TCCGTGCCACTGTCCCCGGCCACCAACATGAGCGCTCACTTCCGCGGCTGTGTGGGCGAGGTGTCAGTGA  
 ATGGCAAACGGCTGGACCTCACCTACAGTTTCTAGGCAGCCAGGGCATCGGGCAATGCTATGACAGCTC  
 CCCATGTGAGCGCCAGCCTTGCCAACATGGTGGCAGTGCATGCCGCTGGCGAGTATGAGTTCAGTGC

CTGTGTCGAGATGGATTCAAAGGAGACCTGTGTGAGCACGAGGAGAACCCTGCCAGCTCCGTGAACCT  
 GTCTGCATGGGGCACCTGCCAGGGCACCCGCTGCCTCTGCCTCCCTGGCTTCTCTGGCCACGCTGCCA  
 ACAAGGCTCTGGACATGGCATAGCAGAGTCCGACTGGCATCTTGAAGGCAGCGGGGCAATGATGCCCT  
 GGGCAGTACGGAGCCTATTTCCACGATGATGGCTTCTCGCTTCCCTGGCCATGTCTTCCAGGAGCC  
 TGCCCGAGGTGCCGAGACCATCGAGCTGGAGGTTCCGACCAGCACAGCCAGTGGCTCCTGCTTGGA  
 GGTGTGGAGGTGGGAGAGGCCGCCAAGGCAAGGACTTCATCAGCTCGGGCTTCAAGACGGGCACCT  
 GTCTTCCAGGTACCAGCTGGTAGTGGGAGGCCCGCTGGTCTCTGAGGACCCCATCAATGACGGCGAGT  
 GGACCCGGGTGACAGCACTGCGGGAGGGCCGAGAGGTTCCATCCAAGTCGACGGTGAGGAGTGGTCAG  
 CGGCAGGTCCCCAGTCCCAACGTGGCAGTCAACGCCAAGGGCAACGTCTACATCGCGGAGCCCTGAC  
 GTGGCCACGCTGACCGGGGCGAGATTCTCTCGGGCATCACAGGCTGTGTCAAGAACCTGGTGTGCACT  
 CGGCCCGACCCGGCGCCCGCCCCACAGCCCTGGACCTGCAGCACCGCGCCAGCGGGGCCAACAC  
 ACGCCCTGCCCTCG

ACGCGTACGCGGCCGCTCGAGCAGAACTCATCTCAGAAGAGGATCTGGCAGCAATGATATCTGGATT  
 ACAAGGATGACGACGATAAGGTTTAA

**Protein Sequence:**

>RC223950 representing NM\_005529

Red=Cloning site Green=Tags(s)

MGWRAAGALLLALLLHGRLLAVTHGLRAYDGLSLPEDIETVTASQMRWTHSYLSDDEDMLADSI SDDL  
 SDDLGSDFQMVYFRALVNFTRSI EYSPQLEDAGSREFREVSEAVVDTLESEYLIKIPGDQVVS VFIKEL  
 DGWVVELDVGSEGNADGAQIQEMLLRVISSGSVASYVTS PQGFQFRRLGTVPQFPRACTEAEFACHSYN  
 ECVALEYRCDRRPDCRDMDELNCEPVLGISPTFSLLVETTS LPPRPETT IMRQPPVTHAPQPLLPGSV  
 RPLPCGPQEAACRNHGCI PRDYLCDGQEDCEDGSDELDCGPPPPCEPNEFP CGNGHCALKLWRCDGDFDC  
 EDRTDEANCPTKRPEEVCPTQFRVSTNMCIPASFHCDEESDCPDRSDEF GCMPPQVVTTPRESIQASR  
 GQTVTFTCVAIGVPTPIINWRLNWGHIPSHPRVTVTSEGGRTLIIRDVKESDQ GAYTCEAMNARGMVF  
 IPDGVLELVPQRAGPCPDGHFYLEHSAACLPCFCGITSVCQSTRFRDQIRLRFDQ PDDFKGVNVTMPA  
 QPGTPLLSTQLQIDPSLHEFQLVDLSRRFLVHDSFWALPEQFLGNKVDSY GGSRLYNVRYELARGMLEP  
 VQRPDVVLVAGYRLLSRGHTPTQPGALNQRQVQFSEEHVHESGRPVQRAELLQVLSLEAVLIQT VYN  
 TKMASVGLSDIAMDTTTHATSHGRAHSVEECRCPIGYSGLSCESCDAHFTRVPGGPYLGTCSGCSNGH  
 ASSCDPVYGHCLNCQHNTGEPQCNKCKAGFFGDAMKATATSCRPCPCPYIDASRRFS DTCFLDTDGQATC  
 DACAPGYTGRRCECAPGYEGNPIQPGGKCRPVNQEI VRCDERGSMGTSGEACRCKNNVVRGLCNECADG  
 SFHLSTRNPDGCLKFCMGSVRHCTSSWSRAQLHGASEEPGHFSLTNAASTHTTNEGIFSP TPGELGFS  
 SFHRLLSGPYFWSLPSRFLGDKVTSYGELRFTVTQRSQPGSTPLHGQPLVVLQGNIIIEHHAQEPSP  
 GQPSTFIVPFREAWQRPDQPATREHLLMALAGIDTLLIRASYAQQPAESRVSGI SMDVAVPEETGQDP  
 ALEVEQCSCPPGYRGPSCQDCDGYTRTPSGLYLGTCERCSCGHSEACEPETGACQGCQHHTGPRCEQ  
 CQPGYYGDAQRGTPQDCQLCPCYGDPAAGQAAHTCF LDTDGHPTCDACSPGHSGRHCERCAPGYGNPSQ  
 GQPCQRDSQVPGPIGCNCDPQGSVSSQDAAGQCQCKAQVEGLTCSHCRPHHFLSASNPDGCLPCFCMG  
 ITQQCASSAYTRHLISTHFAPGDFQGFALVNPQRNSRLTGEFTVEPVPEGAQLSFGNFAQLGHESFYWQL  
 PETYQGDKVAAYGGKLRYLTSYTAGPQGSPLSDPDVQITGNNIML VASQPALQGPERRSYEIFREFFWR  
 RPDGQPATREHLLMALADLDELLIRATFSSVPLVASISAVSLEVAQPGPSNRPRALEVEECRPPGYIGL  
 SCQDCAPGYTRTGSGLYLGHCELCENGHSDLCHPETGAC SQQHNAAGEFCELCAPGYGDATA GTPED  
 CQPCACPLTNPENMFSRTCESL GAGGYRCTACEPGYTGYCEQCQGPYVGNPSVQGGQCLPETNQAPLVV  
 EVHPARSIVPQGGSHSLRCQVSGSPPHYFYWSREDGRPVPSGTQQRHQGSELHFP SVQPSDAGVYICTR  
 NLHQSNTRSRAELLVTEAPSKPITVTVEEQRSQSVRPGADVTFICTAKSKSPAYTLVWTRLHNGKLPTRAM  
 DFNGILTIRNVQLSDAGTYVCTGSNMFAMDQGTATLHVQASGTL SAPVVISIHPPQLTVQPGQLAEFRCSA  
 TGSPTPLEWTGGPGGQLPAKAQIHGGILRLPAVEPTDQAQYLCRAHSSAGQQVARAVLHVHGGGPRVQ  
 VSPERTQVHAGRTVRLYCRAAGVPSATITWRKEGGS LPPQARSERTDIATLLIPAITTADAGFYLCVATS  
 PAGTAQARIQVVVLSASDASPPPVKI ESSSPSVTEGQTL DLNCVVAGSAHAQVTWYRRGGS LPPHTQVHG  
 SRLRLPQVSPADSGEYVCRVENGSGPKEASITVSVLHGTHSGPSYTPVPGSTRPIRIEPSSSHVAEQTL  
 DLNCVVPQAHAQVTWHKRGSLPARHQTHGSLRLHQVTPADSGEYVCHVVGTS GPLEASVLTIEASV  
 IPGPIPPVRIESSSTVAEQTLDLSCVVAGQAHAQVTWYKRGGS LPARHQVRSRLYIFQASPADAGQY  
 VCRASNGMEASITVTVTGTQGANLAYPAGSTQPIRIEPSSSQVAEQTL DLNCVVPQSHAQVTWHKRG

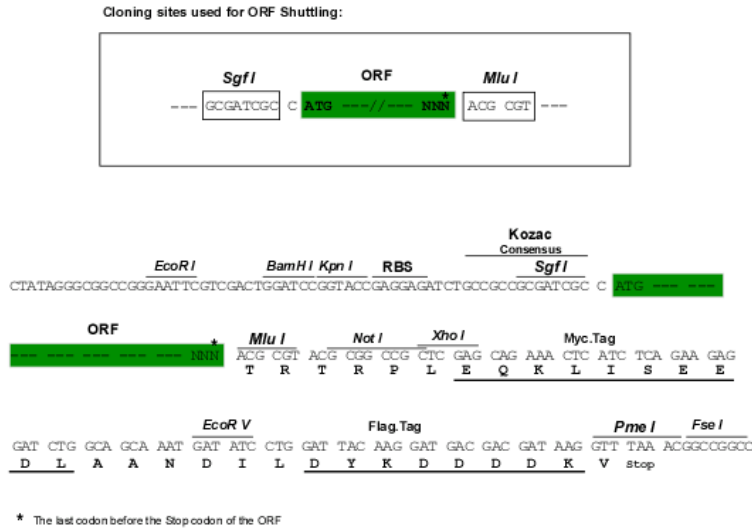
SLPVRHQTHGSLRLRYQASPADSGEYVCRVLGSSVPLEASVLTIEPAGSVPALGVTPTVRIESSSSQVA  
 EGQTLDLNCLVAGQAHAQVTWHKRGGSLPARHQVHGSRLRLQVTPADSGEYVCRVVGSSGTQEASVLT  
 IQRLSGSHSQGVAYPVRIESSASLANGHTLDLNCVASQAPHTITWYKRGGSLPSRHQIVGSRLRIPQ  
 VTPADSGEYVCHVSNAGSRETSLIVTIQGGSSSHVPSVSPPIRIESSPTVVEGQTLDLNVCVVARQPQA  
 IITWYKRGGSLPSRHQTHGSHLRLHQMSVADSGEYVCRANNIDALEASIVISVSPSAGSPSAPGSSMPI  
 RIESSSSHVAEGETLDLNCVVPQQAHAQVTWHKRGGSLPSHHQTRGSRLRLHHVSPADSGEYVCRVMGSS  
 GPLEASVLTIEASGSSAVHVPAPGGAPPRIEPSSSRVAEGQTLDLKCVVPQQAHAQVTWHKRGGNLP  
 RHQVHGPLLRLNQVSPADSGEYSCQVTGSSGTLEASVLTIEPSSPGPISAPGLAQPIYIEASSSHVTEG  
 QTLDLNVCVVPQQAHAQVTWYKRGGSLPARHQTHGSQLRLHLVSPADSGEYVCRAASGPGPEQASFTVT  
 PPSEGSSYRLRSPVISIDPPSSTVQGGQDASFKCLIHDGAAPISLEWKTRNQELEDNVHISPNGSIITIV  
 GTRPSNHGTYRCVASNAYGVAQSVVNLVHGPPTVSVLPEGPVWVKVGKAVTLECVSAGEPRSSARWTRI  
 SSTPAKLEQRTYGLMDSHAVLQISSAKPSDAGTYVCLAQNALGTAQKQVEIVDTGAMAPGAPVQAEAA  
 ELTVEAGHTATLRCSATGSPAPTIHWSKLRSLPWQYRLEGDTLIIPRVAQQDSGQYICNATSPAGHAA  
 TIILHVESPPYATTVPEHASVQAGETVQLQCLAHGTPPLTFQWSRVGSSLPGRATARNELLHFERAAPED  
 SGRYRCRVTNKVGSAEAFQQLVQGGPGLPATSIPAGSTPTVQVTPQLETKSIGASVEFHCAVPSDRGT  
 QLRWFKEGGQLPPGHSVQDGLRIQNLQDSCQGTYICQAHGPWGKAQASACLVIQALPSVLIINIRTSVQT  
 VVVGHAVEFECLALGDPKPQVTWSKVGGHLRPGIVQSGGVVRIAHVELADAGQYRCTATNAAGTTQSHVL  
 LLVQALPQISMPQEVVPAAGSAAVFPICIASGYPTPDISWSKLDGSLPPDSRLENMMLPSVRPQDAGTY  
 VCTATNRQGVKFAHLQVPERVVPYFTQTPYSFLPLPTIKDAYRKFEIKITFRPDSADGMLLYNGQKRV  
 PGSPTNLANRQPDFISFGLVGGRPEFRFDAGSGMATIRHPTPLALGHFHTVTLRLSLTQGSIVGDLAPV  
 NGTSQGFQGLDNEELYLGYPDYGAIPKAGLSSGFIGCVRELRIQGEIIVFHDNLTAHGISHCPTCR  
 DRPCQNGGQCHDSESSSYVCVCPAGFTGSRCEHSQALHCHPEACGPDATCVNRPDGRGYTCRCHLGRSGL  
 RCEEVTVTTPSLSGAGSYLALPALTNTHHELRLDVEFKPLAPDGVLLFSGGKSGPVEDFVSLAMVGGHL  
 EFRYELGSLAVLRSAPLALGRWHRVSAERLNKDGSLRVNGGRPVLRSSPGKSQGLNLHTLLYLGVEP  
 SVPLSPATNMSAHRGCVGEVSVNGKRLDLYSFLGSQIGQCYSPPCERQPCQHGATCMPAGEYEFQC  
 LCRDGFKGDLCEHEENPCQLREPLHGGTCQGTCLCLPGFSGPRCQQGSGHGAESDWHLEGSGGNDAP  
 GQYGAYFHDDGFLAFPGHVSRLPEVPETIELEVRTSTASGLLLWQGVVEGEAGQKDFISLGLQDGH  
 VFRYQLGSGEARLVSEDPINDGEWHRVTALREGRRGSIQVDGEELVSGRSPGNVAVNAKGNVYIGGAPD  
 VATLTGGRFSSGITGCVKNLVLHSARPGAPPQPLDLQHRAQAGANTRPCPS

TRTRPLEQKLI SEEDLAANDILDYKDDDDKV

Chromatograms: [https://cdn.origene.com/chromatograms/mg3377\\_d05.zip](https://cdn.origene.com/chromatograms/mg3377_d05.zip)

Restriction Sites: Sgfl-Mlul

## Cloning Scheme:



ACCN: NM\_005529

ORF Size: 13176 bp

OTI Disclaimer: Due to the inherent nature of this plasmid, standard methods to replicate additional amounts of DNA in E. coli are highly likely to result in mutations and/or rearrangements. Therefore, OriGene does not guarantee the capability to replicate this plasmid DNA. Additional amounts of DNA can be purchased from OriGene with batch-specific, full-sequence verification at a reduced cost. Please contact our customer care team at [custsupport@origene.com](mailto:custsupport@origene.com) or by calling 301.340.3188 option 3 for pricing and delivery.

The molecular sequence of this clone aligns with the gene accession number as a point of reference only. However, individual transcript sequences of the same gene can differ through naturally occurring variations (e.g. polymorphisms), each with its own valid existence. This clone is substantially in agreement with the reference, but a complete review of all prevailing variants is recommended prior to use. [More info](#)

OTI Annotation: This clone was engineered to express the complete ORF with an expression tag. Expression varies depending on the nature of the gene.

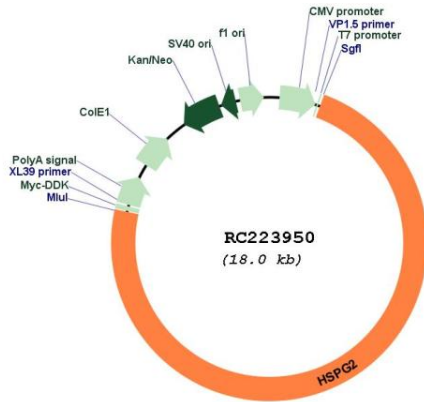
Components: The ORF clone is ion-exchange column purified and shipped in a 2D barcoded Matrix tube containing 10ug of transfection-ready, dried plasmid DNA (reconstitute with 100 ul of water).

- Reconstitution Method:
1. Centrifuge at 5,000xg for 5min.
  2. Carefully open the tube and add 100ul of sterile water to dissolve the DNA.
  3. Close the tube and incubate for 10 minutes at room temperature.
  4. Briefly vortex the tube and then do a quick spin (less than 5000xg) to concentrate the liquid at the bottom.
  5. Store the suspended plasmid at -20°C. The DNA is stable for at least one year from date of shipping when stored at -20°C.


<b>Note:</b>	Plasmids are not sterile. For experiments where strict sterility is required, filtration with 0.22um filter is required.
<b>RefSeq Size:</b>	14294 bp
<b>RefSeq ORF:</b>	13176 bp
<b>Locus ID:</b>	3339
<b>UniProt ID:</b>	<a href="#">P98160</a>
<b>Cytogenetics:</b>	1p36.12
<b>Domains:</b>	LamB, SEA, LamG, EGF_Lam, ldl_recept_a, ig, IGv, IGc2, IG, EGF, EGF
<b>Protein Families:</b>	Druggable Genome
<b>Protein Pathways:</b>	ECM-receptor interaction
<b>MW:</b>	468.91 kDa
<b>Gene Summary:</b>	<p>This gene encodes the perlecan protein, which consists of a core protein to which three long chains of glycosaminoglycans (heparan sulfate or chondroitin sulfate) are attached. The perlecan protein is a large multidomain proteoglycan that binds to and cross-links many extracellular matrix components and cell-surface molecules. It has been shown that this protein interacts with laminin, prolargin, collagen type IV, FGFBP1, FBLN2, FGF7 and transthyretin, etc., and it plays essential roles in multiple biological activities. Perlecan is a key component of the vascular extracellular matrix, where it helps to maintain the endothelial barrier function. It is a potent inhibitor of smooth muscle cell proliferation and is thus thought to help maintain vascular homeostasis. It can also promote growth factor (e.g., FGF2) activity and thus stimulate endothelial growth and re-generation. It is a major component of basement membranes, where it is involved in the stabilization of other molecules as well as being involved with glomerular permeability to macromolecules and cell adhesion. Mutations in this gene cause Schwartz-Jampel syndrome type 1, Silverman-Handmaker type of dyssegmental dysplasia, and tardive dyskinesia. Alternative splicing of this gene results in multiple transcript variants. [provided by RefSeq, May 2014]</p>



Product images:



Circular map for RC223950



Western blot validation of overexpression lysate (Cat# [LY417246]) using anti-DDK antibody (Cat# [TA50011-100]). Left: Cell lysates from untransfected HEK293T cells; Right: Cell lysates from HEK293T cells transfected with RC223950 using transfection reagent MegaTran 2.0 (Cat# [TT210002]).