

Product datasheet for RC223932

ACAT1 (ACACA) (NM_198837) Human Tagged ORF Clone

Product data:

Product Type:	Expression Plasmids
Product Name:	ACAT1 (ACACA) (NM_198837) Human Tagged ORF Clone
Tag:	Myc-DDK
Symbol:	ACAT1
Synonyms:	ACAC; ACACAD; ACC; ACC1; ACCA
Mammalian Cell Selection:	Neomycin
Vector:	pCMV6-Entry (PS100001)
E. coli Selection:	Kanamycin (25 ug/mL)
ORF Nucleotide Sequence:	>RC223932 representing NM_198837 Red=Cloning site Blue=ORF Green=Tags(s)

TTTTGTAATACGACTCACTATAGGGCGGCCGGAATTCGTCGACTGGATCCGGTACCGAGGAGATCTGCC
GCC**CGATCGCC**

ATGGAGGGTTCTCCAGAGGAAAAAAGGAAATGAGATATTACATGCTTCAAAGGTCCAGCATGTCTGGCT
TGCACCTAGTAAAGCAGGGCCGAGACAGAAAGAAAATAGATTCTCAACGAGATTTCACTGTGGCTTCTCC
AGCAGAATTTGTTACTCGCTTTGGGGAAATAAAGTGATTGAGAAGGTTCTTATTGCTAACAAATGGCATT
GCAGCAGTGAAATGCATCGGTCTATCCGTAGGTGGTCTTATGAAATGTTTCGAAATGAACGTGCAATTA
GATTCGTTGTCATGGTCACACCTGAAGACCTTAAAGCCAATGCAGAATACATTAAGATGGCAGATCACTA
TGTGCCAGTGCCTGGAGGACAAACAACAACACTATGCAAAATGTGGAATTAATTCCTTGATATTGCTAAA
AGGATCCCAGTACAAGCAGTGTGGGCTGGCTGGGGTCATGCTTCTGAGAATCCCAAACCTACCGGAATTC
TCTTGAAAAATGGCATTGCCTTCATGGGTCTCCAAGCCAGGCCATGTGGGCTTTAGGGGATAAGATTGC
ATCTTCCATAGTGGCTCAAACCTGCAGGTATCCCAACTCTCCCTGGAGCGGCAGTGGTCTTCGTGTGGAC
TGGCAGGAAAAATGATTTTTCAAACGTATCTTAAATGTTCCCAAGGAGCTATATGAAAAAGGTTATGTGA
AAGATGTGGATGATGGGCTACAGGCAGCTGAGGAAGTTGGATATCCAGTAATGATCAAGGCCCTCAGAGGG
AGGAGGAGGGAAGGGAATTAGAAAAGTCAACAATGCAGATGACTCCCTAATCTCTTCAGACAGGTTCAA
GCTGAAGTTCCTGGATCTCCCATATTTGTGATGAGACTAGCCAAACAATCTCGTATCTGGAGGTGCAGA
TCTTAGCGGACCAATATGGCAATGCTATCTCTTTGTTGGTCTGATTGCTCTGTACAACGCAGGCATCA
GAAGATTATTGAAGAAGCACCTGCTACTATTGCTACTCCAGCAGTATTTGAACACATGGAACAGTGTGCG
GTGAAACTTGCCAAAATGGTGGTTATGTGAGTGTGGGACTGTGGAATACCTGTACAGCCAGGATGGCA
GCTTCTACTTTCTGGAATTGAATCCTCGGCTGCAGGTAGAGCACCTTGTACAGAGATGGTGGCTGATGT
CAATCTCCCTGCAGCACAGCTCCAGATTGCCATGGGGATTCTCTATATAGAATCAAGGATATCCGTATG
ATGTATGGGGTATCTCCCTGGGGTATTCTCCATTGATTTTGAAGATTCTGCACACGTTCTTGTCCAA
GGGGCCATGTTATTGCTGCTCGGATCACTAGTAAAAATCCAGATGAGGGTTTTAAGCCCAGCTCAGGAAC
AGTTCAGGAGCTAAATTTCCGCAGCAATAAGAATGTTTGGGGATTTTCAGTGTGCTGCTGCAGGGGGA



[View online »](#)

CTTCATGAATTTGCTGATTCTCAGTTTGGTCACTGCTTTTCTTGGGGAGAAAACAGAGAAGAGGCAATTT
 CAAACATGGTGGTGGCTTTGAAGGAGCTGTCTATTGCGGGTGACTTTGAACTACAGTTGAATACCTGAT
 CAAATTGTTAGAGACTGAAAGCTTTAGATGAACAGAATTGATACTGGCTGGCTGGACAGACTGATAGCA
 GAAAAAGTACAGGCTGAGCGACCTGACACCATGTTGGGGTGTGTGTGGTGCCTCCACGTGGCAGATG
 TGAGCCTGCGGAATAGCGTCTCTAACTTCTTCACTCCTAGAAAAGGGTCAAGTCTTCTGCTCATACT
 ACTTCTGAATACAGTAGATGTTGAACTTATCTATGAGGGAGTCAAGTATGTACTTAAGGTGACTCGACAG
 TCCCCCAACTCCTATGTGGTGATCATGAATGGTCAATGTGTAGAAGTAGATGTACATCGGTGAGTGACG
 GTGGACTGCTCTTGTCTATGATGGCAGCAGTTACTACTGATATGAAAGAGGAAGTGGATAGATATCG
 CATCACAATTGGCAATAAAACCTGTGTGTTTGAAGAAGAAAATGACCCATCGGTGATGCGCTCACCTTCT
 GCTGGGAAGTAAATCCAGTACATTGTAGAAGATGGAGGTCATGTGTTGCGCGCCAGTGCTATGCTGAGA
 TTGAGGTAATGAAGATGGTAATGACCTAACAGCTGTGGAGTCTGGCTGTATCCATTACGTCAAGCGACC
 TGGAGCAGCTCTGACCTGGCTGTGTACTAGCCAAAATGCAACTGGACAACCCAGCAAGGTTACAGCAG
 GCTGAACCTCACACAGGTAGTCTGCCACGGATCCAGAGCACGGCACTCAGAGGCGAGAACTCCATCGAG
 TGTTCCATTATGCTCTGGATAATCTGGTCAATGTAATGAATGGATACTGCCTTCCAGATCCTTTCTTTAG
 CAGCAAGGTAAAAGACTGGGTAGAGCGATTGATGAAAACCCTCAGAGATCCCTCCCTGCCTCCTAGAA
 TTGCAAGATATTATGACCAGTGTGTCTGGCCGATTCCCCCAATGTGGAGAAAGTCTATCAAGAAGGAAA
 TGGCTCAGTATGCTAGCAACATCACATCAGTCTCTGTCAAGTTCCAGCCAGCAGATTGCAAAATCCT
 AGATAGCCATGCAGCTACATTGAACCGGAAATCTGAACGGGAAGTCTTCTTTATGAATACTCAGAGCATT
 GTTCAGCTGGTACAGAGGTACCGAAGTGGCATCCGAGGCCACATGAAGGCTGTGGTGTGGATCTGCTCC
 GGCAGTACCTGCGAGTAGAGACACAATCCAGAATGGTCACTATGACAAATGTGTATTGCGCCTCCGAGA
 AGAGAATAAAGTGACATGAACACTGTACTGAACTACATCTTCTCACGCTCAAGTACCAAGAAGAAT
 CTTCTGGTCACAATGCTTATTGATCAGTTGTGTGGCCGGGACCCTACTCTCACTGATGAGCTGCTGAATA
 TTCTCACAGAGCTAACTCAACTCAGTAAGACCACCAATGCCAAAGTAGCACTTCGAGCAGCCAGTTCT
 TATTGCCTCCCATTTGCCATCATATGAGCTTCGCCATAACCAAGTAGAGTCTATCTTCTATCAGCTATT
 GACATGTATGGACATCAATTTTGCATTGAGAACCTGCAGAACTCATCCTATCAGAAACATCTATTTTTG
 ATGTCCTACCAAATCTTCTATCACAGCAACCAAGTAGTGAGGATGGCAGCTCTGGAGGTGATGTTTCG
 AAGGGCTTATATTGCCTATGAACTAACAGCGTACAACACCGCCAGCTTAAGGACAACACCTGTGTGGT
 GAATTCAGTTTATGCTGCCACATCTCATCAAACAGAGGGAACATCCCTACGTAACAGAAATGCTCT
 TCTCTCAACCTCAACCACTATGGCATGACCCATGTAGCTAGTGTGAGGATGACTGTTGGACAACCT
 ATTCACCTCCACTTGTGAGCGGATGGCGGAATGGTCTCTTTTCGGACTTTTGAAGATTTTGTGAGGATC
 TTTGATGAAGTGTGGGCTGCTTCTGACTCCCCACCCAGAGTCCCACATTCCCTGAGGCAGGTACACA
 CGTCTCTTATGATGAGGATAAGGTTCCAGGGATGAACCAATTCACATTCTCAATGTGGCTATCAAGAC
 TGACTGTGATATTGAGGATGACAGGCTGGCAGCTATGTTGAGAGAATTTACCCAGCAAAATAAAGCTACC
 CTGTTGACCATGGGATCCGGCGCTTACTTTCCTGGTTGCACAAAAGGATTTGAGAAAAGCAGGTCAACT
 ATGAGGTGGATCGGAGATTTTATAGAGAATCCCTAAATTTTTTACATTCGAGCAAGGGATAAGTTTGA
 GGAGGATCGTATCTATCGTCACTGGAGCTGCTGCTGGCTTCCAGTTAGAGCTGAACCGGATGAGAAAT
 TTTGACCTCACTGCCATCCATGTGCTAATCACAAGATGCACCTGTATCTCGGGGAGCAAGGTGGAAG
 TGGGCACAGAAGTGACAGACTACAGGTTCTTGTTCGTGCAATCATCAGGCATTTGATCTGGTACCCAA
 GGAAGCTTCTTTTGAATATCTGCAAAAATGAAGGGGAGCGGCTACTCCTGGAAGCCATGGATGAGTTGGAA
 GTTGCTTTTAAACAATACAAATGTCGCACTGACTGTAACCACATCTTCTCAACTTTGTGCCACGGTTA
 TCATGGACCCATCAAAGATTGAGGAATCCGTGCGGAGCATGGTAATGCGGTATGGAAGTCGCTGTGGAA
 ATTGCGCGTCTCCAGGCAGAACTGAAAATCAACATTGCGCTGACGCCAACTGGAAAAGCAATCCCATC
 CGCCTCTTCTGACAAACGAGTCTGGCTATTACTTGGATATCAGCCTATAACAAGGAGTACTGACTCCA
 GGACAGCACAGATCATGTTTTCAGGCATATGGAGACAAACAGGGACCCTGCATGGAATGTTAATCAATAC
 TCCATATGTGACCAAAGACCTGTGCAATCAAAGAGGTTCCAGGCACAATCCTTAGGGACAACATACATA
 TATGATATCCAGAGATGTTTTCGGCAGTCCCTGATCAAACCTGCGGAGTCTATGTCCACTCAAGCATTT
 TTCCATCTCCCCCTGCTTCTGACATGCTGACTTACTGAACTGGTACTGGATGATCAAGGTGAGCT
 GGTCCACATGAACAGGCTTCCAGGAGGAAATGAGATTGGCATGGTAGCTTGGAAAATGACCTTTAAAGT
 CCTGAATATCCAGAAGGCCGAGATATCATTGTTATTGGCAATGACATCACATACCGAATTGGGTCCTTTG
 GGCTCAAGAGGATTTGTTATTTCTCAGAGCTTCCGAACTTGCTAGGGCAGAAAGTATTCCACGCATCTA
 TGATACAGCCAACAGTGGAGCAAGAATCGGACTGGCAGAAAGAAATTCGCCATATGTTTATGTGGCTGG
 GTAGATCTGAGGATCCTTACAAGGGATACAGGTATTTATCTGACTCCTCAAGATTATAAGAGAGTCA

GTGCTCTCAACTCTGTCCATTGTGAACACGTGGAAGATGAAGGAGAATCCAGGTACAAGATAACAGATAT
TATTGGGAAAGAAGAGGGGAATTGGACCCGAGAACCTTCGAGGTTCTGGAATGATTGCTGGAGAATCCTCA
TTGGCCTATAATGAGATCATTACCATCAGCCTGGTGACGTGCCGGGCCATTGGGATTGGGGCTTACCTTG
TCCGGCTGGGACAGAGAACCATCCAGGTTGAGAATTCTCACTTAATTCTAACAGGAGCTGGAGCCCTCAA
CAAAGTCTCGGGCGGGAAGTGTACACCTCCAATAACCAGCTGGGGGCATCCAGATTATGCACAACAAT
GGGGTGACCCACTGCACGTGTGTGTGATGACTTTGAAGGGTTCCTCACTGTCTGCACTGGCTGTCTTACA
TGCCCAAGAGCGTGACAGTTTCAGTTCCCTCTTCTGAACTCAAAGGATCCTATAGACAGAATCATCGATT
TGTTCCCAAAAAGACCCATACGATCCTCGATGGATGCTAGCAGGCCGTCTCACCAACCCAAAAAGGT
CAGTGGTTGAGTGGCTTTTTTACTATGGATCTTCTCAGAGATTATGCAGCCCTGGGCACAGACTGTGG
TGGTTGGTAGAGCCAGGCTAGGAGGAATACCTGTGGGAGTTGTTGCTGTAGAAACCCGAACAGTAGAACT
AAGTATCCAGCTGATCCAGCAAACCTGGATTCTGAAGCCAAGATAATCCAGCAGGCTGGCCAGGTTTGG
TTCCAGATTCTGCGTTAAGACGTATCAGGCCATCAAGGACTTCAACCGGAAGGGCTGCCTCTGATGG
TCTTTGCCAAGTGGAGAGGCTTCTCTGGTGAATGAAAGATATGTACGACCAAGTGTGAAGTTTGGTGC
TTACATTGTGGATGGCTTGAGGGAGTGTGCCAGCCTGTGCTGGTTTACATTCTCCCCAGGCTGAGCTG
CGGGTGGCTCCTGGGTGGTATTGACTCCTCCATCAACCCCGGCACATGGAGATGTATGCTGACCGAG
AAAGCAGGGGATCTGTTCTGGAGCCAGAAGGGACAGTAGAAATCAAATCCGCAGAAAGGATCTGGTGAA
AACCATGCGTCCGGTGGACCCAGTCTACATCCACTTGGCTGAGCGATTGGGGACCCAGAGCTAAGCACA
GCTGAGCGGAAGGAGTTGGAGAACAAGTTGAAGGAGCGGGAGGAATTCCTAATCCCATTTACCATCAGG
TAGCCGTGCAGTTTGTGACTTGCACGACACACCAGGCCGATGCAGGAGAAGGGTGTATTAGCGATAT
CCTGGATTGAAAAACATCCCGTACCTTCTTCTACTGGCGGCTGAGGCGTCTTCTGCTGGAGGACCTGGTC
AAGAAGAAAATCCACAATGCCAACCTGAGCTGACTGATGGCCAGATTCAAGCCATGTTAAGGCGTGGT
TTGTGGAAGTGAAGGAACAGTGAAGGCTTATGTTTGGACAATAATAAGGATCTGGCGGAGTGGCTAGA
GAAACAGCTGACAGAGGAGGATGGTGTTCCTCGGTAATAGAGGAAAACATCAAATGCATCAGCAGAGAC
TACGTCTCAAGCAAATCCGCAGCTTGGTCCAGGCCAATCCAGAGGTTGCCATGGATTCCATCATCCATA
TGACGCAGCAGATATCACCCACTCAGCGAGCAGAAGTCATACGGATCCTCTCCACAATGGATTCCCCTTC
CACG

ACGCGTACGCGGCCGCTCGAGCAGAACTCATCTCAGAAGAGGATCTGGCAGCAAATGATATCCTGGATT
ACAAGGATGACGACGATAAGGTTTAA

Protein Sequence: >RC223932 representing NM_198837
 Red=Cloning site Green=Tags(s)

MEGSPEENKEMRYMLQRSSMSGLHLVKQGRDRKKIDSQRDFTVASPAEFVTRFGGNKVIKVLIANNGI
 AAVKCMRSIRRWSYEMFRNERAIRFVVMVTPEDLKANA EYIKMADHYVPVPGPNNNNYANVELILDIAK
 RIPVQAVWAGWGHASENPKLPELLLNKNGIAFMGPPSQAMWALGDKIASSIVAQTAGIPTLPWSGSLRVD
 WQENDFSKRILNVPQELYEKGYVKD VDDGLQAAEEVGYPMVIKASEGGGKGIKRVNADDFPNLFQVQ
 AEVPGSPIFVMRLAKQSRHLEVQILADQYGN AISLFGDCSVQRRHQKIEEAPATIATPAVFEHMEQCA
 VKLAKMVG YVSAGTVEYLYSQDGSFYFLELNPRLQVEHPCTEMVADVNL PAAQLQIAMGIPLYRIKDIRM
 MYGVSPWGDSPIDFEDSAHVPCPRGHVIAARITSENPDEGFKPSSGTVQELNFRSNKNVWGYFSVAAAGG
 LHEFADSGFHGCF SWGENREEAISNMVVALKEL SIRGDFRTTVEYL IKLLETESFQMNRI DTGWLDRLIA
 EKVQAERPDTMLGVVCGALHVADVSLRNSVSNFLHSLERGVLP AHTLLNTVDVELIYEGVKYVLK VTRQ
 SPNSYVVMNGSCVEVDVHRLSDGGLLLSYDGSSYTTYMKEEVDRYRITIGNKTCVFEKENDPSVMRSPS
 AGKLIQYI VEDGGHVFAGQCYAEIEVMKMVMTL TAVESGCIHYV KRPGAALDPGCVLAKMQLDNP SKVQQ
 AELHTGSLPRIQSTALRGEKLRHFHYVLDNLVNMNGYCLPDPFFSSKVKDWVERLMKTLRDP SPLLE
 LQDIMTSVSGRIPPVNEKSIKKEMAQYASNITSVLCQFP SQQIANILDSHAATLNRKSEREVFFMNTQSI
 VQLVQYRSGIRGHMKAVVMDLLRQYLRVETQFQNGHYDKCVFALREENKSDMNTVLNYIFSHAQVTKKN
 LLVTMLIDQLCGRDPTL TDELLNILTEL TQLSKTTNAKVALRARQVLIASHLPSYELRHNQVESIFLSAI
 DMYGHQFCIENLQKIL SETSIFDVL PNFYHSNQVVRMAALEVYVRRAYIAYELNSVQHRQLKDN TCVV
 EFQFMLPTSHPNRGNIPTLN RMSFSSNLNHYGMTHVASVSDVLLDNSFTPPCQRMGMV SFRTFEDFVRI
 FDEVMGCFSDSPPQSPTFPEAGHTSLYDEDKVPRDEPIHILNVAIKTDCDIEDDLAAMFREFTQ QNKAT
 LVDHGIRRLTFLVAQKDFRKQVNYEVD RRFHREFPKFFTFRARDKFEEDRIYRHLEPALAFQLELNRM RN
 FDLTAIPCANHMKMHL YLGA AKVEVGTEVTDYRFFVRAIIRHSDLVTKEASFEYLQNEGERLLLEAMDELE
 VAFNNTNVRTDCNHI FLNFVPTVIMDP SKIEESVRSVMRYGSRLWKLRLVQAE LKINIRLTPTGKA IPI
 RLFLTNESGYLDI SLYKEVTD SRTAQIMFQAYGDKQGPLHGMLINTPYVT KDLLQSKRFQAQSLGT TYI
 YDIPEMFRQSLIKLWESMSTQAF LPSPLPSDMLTYTELVLDDQGGQLVHMNRLPGGNEIGMVAWKMTFKS
 PEYPEGRDIIVIGNDITYRIGSFGPQEDLLFLRA SELARAEGIPRIYVSANSGARIGLAE EIRHMFHVAW
 VDPEDPYGYRYLYLTPQDYKRVSALNSVHCEHVEDEGESRYKITDIIGKEEGIGPENLRGSGMIAGESS
 LAYNEIITISLVCRAIGIGAYLVRLGQRTIQVENS HLITGAGALNKVLGREVYTSNNQLGGIQIMHNN
 GVTHCTVCDDFEGVFTVLH WLSYMPKSVHSSVPLLN SKDPIDRIIEFVPTKTPYDPRWMLAGRPHPTQKG
 QWLSGFFDYGSFSEIMQPWAQT VVVGARLGGIPVGVAVETRTVELSIPADPANLDSEAKIIQQAGQVW
 FPDSAFKTYQAIKDFNREGLPLMV FANWRGFSGGMKDMYDQVLKFGAYIVDGLRECCQPVLYIPPQAE L
 RGGSWVVIDSSINPRHMEMYADRESRGSVLEPEGTVEIKFRRKDLVKTMRVDPVYIHLAERLGTPELST
 AERKELENKLEREEFLIPIYHQVAVQFADLHDT PGRMQEKGVISDILDWKT SRTFFYWRLLRLLLEDLV
 KKKIHANPELTDGQIQAMLRWFVEVEGT VKAYVWDNNKDLAEWLEKQLTEEDGVH SVIEENIKCISR D
 VYLKQIRSLVQANPEVAMDSIIHMTQHISPTQRAEVIRILSTMDSPST

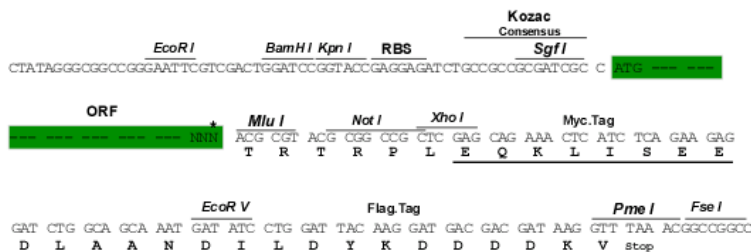
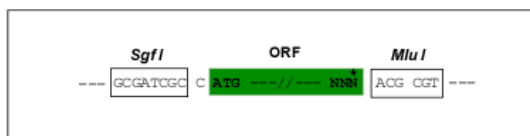
TRTRPLEQKLI SEEDLAANDILDYKDDDDKV

Chromatograms: https://cdn.origene.com/chromatograms/mk8044_b03.zip

Restriction Sites: SgfI-MluI

Cloning Scheme:

Cloning sites used for ORF Shutting:



* The last codon before the Stop codon of the ORF

ACCN: NM_198837

ORF Size: 6864 bp

OTI Disclaimer: The molecular sequence of this clone aligns with the gene accession number as a point of reference only. However, individual transcript sequences of the same gene can differ through naturally occurring variations (e.g. polymorphisms), each with its own valid existence. This clone is substantially in agreement with the reference, but a complete review of all prevailing variants is recommended prior to use. [More info](#)

OTI Annotation: This clone was engineered to express the complete ORF with an expression tag. Expression varies depending on the nature of the gene.

Components: The ORF clone is ion-exchange column purified and shipped in a 2D barcoded Matrix tube containing 10ug of transfection-ready, dried plasmid DNA (reconstitute with 100 ul of water).

Reconstitution Method:

1. Centrifuge at 5,000xg for 5min.
2. Carefully open the tube and add 100ul of sterile water to dissolve the DNA.
3. Close the tube and incubate for 10 minutes at room temperature.
4. Briefly vortex the tube and then do a quick spin (less than 5000xg) to concentrate the liquid at the bottom.
5. Store the suspended plasmid at -20°C. The DNA is stable for at least one year from date of shipping when stored at -20°C.

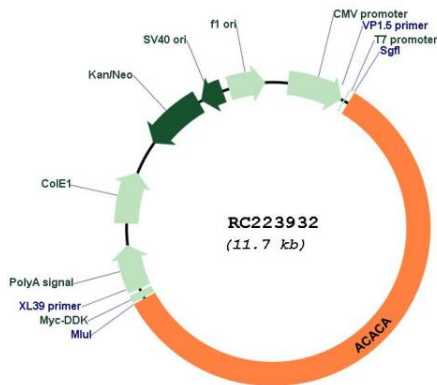
RefSeq: [NM_198837.1](#), [NP_942134.1](#)
RefSeq Size: 9655 bp

RefSeq ORF: 6867 bp


Locus ID: 31

UniProt ID: [Q13085](#)

Cytogenetics:	17q12
Protein Families:	Druggable Genome
Protein Pathways:	Fatty acid biosynthesis, Insulin signaling pathway, Metabolic pathways, Propanoate metabolism, Pyruvate metabolism
MW:	259.5 kDa
Gene Summary:	Acetyl-CoA carboxylase (ACC) is a complex multifunctional enzyme system. ACC is a biotin-containing enzyme which catalyzes the carboxylation of acetyl-CoA to malonyl-CoA, the rate-limiting step in fatty acid synthesis. There are two ACC forms, alpha and beta, encoded by two different genes. ACC-alpha is highly enriched in lipogenic tissues. The enzyme is under long term control at the transcriptional and translational levels and under short term regulation by the phosphorylation/dephosphorylation of targeted serine residues and by allosteric transformation by citrate or palmitoyl-CoA. Multiple alternatively spliced transcript variants divergent in the 5' sequence and encoding distinct isoforms have been found for this gene. [provided by RefSeq, Jul 2008]

Product images:


Circular map for RC223932



Western blot validation of overexpression lysate (Cat# [LY404781]) using anti-DDK antibody (Cat# [TA50011-100]). Left: Cell lysates from untransfected HEK293T cells; Right: Cell lysates from HEK293T cells transfected with RC223932 using transfection reagent MegaTran 2.0 (Cat# [TT210002]).