

Product datasheet for **RC223740**

USP44 (NM_001042403) Human Tagged ORF Clone

Product data:

Product Type:	Expression Plasmids
Product Name:	USP44 (NM_001042403) Human Tagged ORF Clone
Tag:	Myc-DDK
Symbol:	USP44
Mammalian Cell Selection:	Neomycin
Vector:	pCMV6-Entry (PS100001)
E. coli Selection:	Kanamycin (25 ug/mL)



[View online »](#)

ORF Nucleotide Sequence:

>RC223740 representing NM_001042403
 Red=Cloning site Blue=ORF Green=Tags(s)

TTTTGTAATACGACTCACTATAGGGCGGCCGGAATTCGTGACTGGATCCGGTACCGAGGAGATCTGCC
 GCC**CGCATCGCC**

ATGCTAGCAATGGATACGTGCAAACATGTTGGGCAGCTGCAGCTTGTCTAAGACCATTCCAGCCTCAACC
 CTCAGAAATGGCACTGTGTGGACTGCAACACGACCGAGTCCATTTGGGCTTGCCTTAGCTGCTCCCATGT
 TGCTGTGGAAGATATATTGAAGAGCATGCACTCAAGCACTTTCAAGAAAGCAGTCATCCTGTTGCATTG
 GAGGTGAATGAGATGTACGTTTTTTGTTACCTTTGTGATGATTATGTTCTGAATGATAACGCAACTGGAG
 ACCTGAAGTTACTACGACGTACATTAAGTGCCATCAAAGTCAAATATCACTGCACAACCTCGTAGTGG
 GAGGTTTTTACGGTCCATGGGTACAGGTGATGATTCTTATTTCTACATGACGGTGCCCAATCTCTGCTT
 CAAAGTGAAGATCAACTGTATACTGCTCTTTGGCACAGGAGAAGGATACTAATGGGTAATCTTTTCGAA
 CATGGTTTGAACAATCACCCATTGGAAGAAAAAGCAAGAAGAACCATTTTCAGGAAAAATAGTAGTAAA
 AAGAGAAGTAAAGAAAAGACGGCAGGAATTGGAGTATCAAGTTAAAGCAGAATTGGAAAGTATGCCTCCA
 AGAAAGAGTTTACGTTTACAAGGCTCGCTCAGTCGACCATAATAGAAATAGTTTCTGTTGAGGTGCCAG
 CACAAACGCCAGCATCACCGCAAAAAGATAAAGTACTCTCTACCTCAGAAAAATGAAATATCTCAAAAAGT
 CAGTGACTCCTCAGTTAAACGAAGGCCAATAGTAACTCCTGGTGTAAACAGGATTGAGAAATTTGGGAAAT
 ACTTGCTATATGAATCTGTTCTTCAGGTATTGAGTCACTTACTTATTTTTCGACAATGTTTTTAAAGC
 TTGATCTGAACCAATGGCTGGCTATGACTGCTAGCGAGAAGACAAGATCTTGAAGCATCCACCAGTCAC
 AGATACAGTAGTATATCAAATGAATGAATGTGAGGAAAAAGATACAGGTTTTGTTGCTCCAGACAATCA
 AGTCTGTATCAGGACTAAGTGGTGGAGCATCAAAGGTAGAAAGATGAACTTATTTCAGCCAAAGGAGC
 CAACCTCACAGTACATTTCTTTGTCATGAATTGCATACTTTGTTCCAAGTCATGTGGTCTGAAAGTG
 GCGGTTGGTCTCACCATTTGCTATGCTACACTCAGTGTGGAGACTCATTCTGCCTTTCTGTTGTTACGCC
 CAACAAGACGCTCAGGAATTTCTTTGTGAACCTTTAGATAAAAATACAACGTGAATTAGAGACAACCTGGTA
 CCAGTTTACCAGCTCTTATCCCCACTTCTCAAAGGAAACTCATCAAAACAAGTTCTGAATGTTGTAATAA
 CATTTTTCATGGACAACCTCTTAGTCAGGTTACATGTCTTGATGTGACAACAAATCAAATACCATAGAA
 CCTTTCTGGGACTTGTCAATGGAGTTTCCAGAAAGGTATCAATGCAGTGGAAAAGATATTGCTTCCAGC
 CATGTCTGGTTACTGAAATGTTGGCCAAATTTACAGAACTGAAGCTTTAGAAGGAAAAATCTACGTATG
 TGACCAGTGAACCTCAAAGCGTAGAAGGTTTTCTCCTCAAACAGTTGACTCACAGAAGCCAGAAAACAA
 CTTATGATATGCCACCTACCTCAGGTTCTCAGACTGCACCTCAAACGATTGAGTGGTCCAGGACGTAAAT
 ACCGAGAGAAGATTGGTGTTCATGTTGGCTTTGAGGAAATCTTAAACATGGAGCCCTATTGCTGCAGGGA
 GACCCTGAAATCCCTCAGACCAGAATGCTTTATCTATGACTTGTCCGCGGTGGTGTGCACCATGGGAAA
 GGATTTGGCTCAGGGCACTACACTGCCTACTGCTATAATTCTGAAGGAGGTTCTGGGTACTGCAATG
 ATTCAAACTAAGCATGTGCACTATGGACGAAGTATGCAAGGCTCAAGCTTATATCTTGTGTTTATACCCA
 ACGAGTACTGAGAAATGGACATTCTAACTTTTGCCTCCAGAGCTCCTGTTGGGGAGCCAACATCCCAAT
 GAAGACGCTGATACCTCGTCTAATGAAATCCTTAGC

ACGCGTACGCGGCCGCTCGAGCAGAACTCATCTCAGAAGAGGATCTGGCAGCAAATGATATCCTGGATT
 ACAAGGATGACGACGATAAGGTTTAA

Protein Sequence: >RC223740 representing NM_001042403
Red=Cloning site Green=Tags(s)

MLAMDTCKHVGQLQLAQDHSSLNPQKWHVCDCNTTESIWACLSCSHVACGRYIEEHALKHFQESSHPVAL
 EVNEMYVFCYLDDYVLNDNATGDLKLLRRTL SAIKSONYHCTTRSGRFLRSMGTGDDSYFLHDGAQSL
 QSEDLQYALWHRRLMGKIFRTWFEQSPIGRKKQEEPFQEKIVVKREVKKRRQLEYQVKALESMP
 RKSLRLQGLAQSTIIIEIVSVQVPAQTPASPAKDKVLSTSENEISQKVSDDSSVKRRPIVTPGVTGLRNLGN
 TCYMNSVLQVLSHLLIFRQCFLKLDLNQWLAMTASEKTRSCKHPPVTDTVVYQMNECQEKDTGFVCSRQS
 SLSSGLSGGASKGRKMELIQPKEPTSQYISLCHLHTLFQVMWSGKVALVSPFAMLHVSVWRLIPAFRGYA
 QQDAQEFLCELLDKIQRELETTGTSPLALIPTSQRKLIKQVLNVVNNIFHGQLLSQVTCLACDNKSNTIE
 PFWDLSEFFPERYQCSGKDIASQPCLVTEMLAKFTETEALGKIYVCDQCNSKRRRFSKSPVVLTEAQKQ
 LMIHLPQVLRHLKRFWRWGRNNREKIGVHVGFEEILNMEPYCCRETLKSLRPECFIYDLSAVVMHHGK
 FFGSGHYTAYCYNSEGGFWVHCNDSKLSMCTMDEVCKAQAYILFYTORVTENGSKLLPPELLLSQHPN
 EDADTSSNEILS

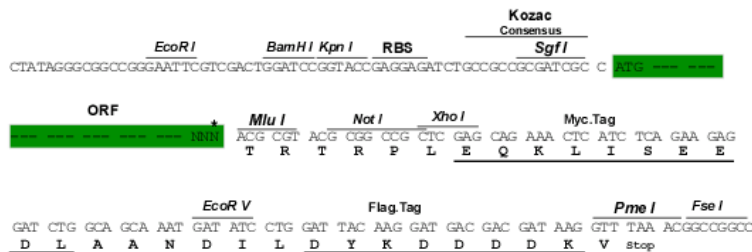
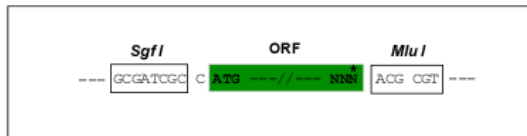
TRTRPLEQKLI SEEDLAANDILDYKDDDDKV

Chromatograms: https://cdn.origene.com/chromatograms/mg2877_c02.zip

Restriction Sites: SgfI-MluI

Cloning Scheme:

Cloning sites used for ORF Shuttling:



* The last codon before the Stop codon of the ORF

ACCN: NM_001042403

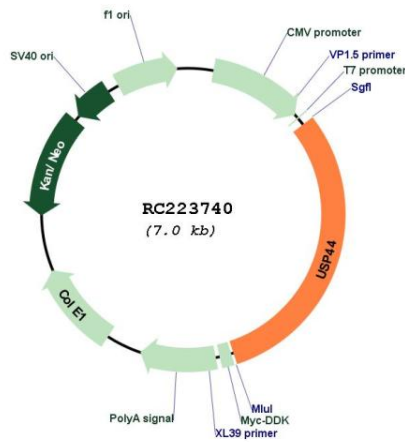
ORF Size: 2136 bp

OTI Disclaimer: The molecular sequence of this clone aligns with the gene accession number as a point of reference only. However, individual transcript sequences of the same gene can differ through naturally occurring variations (e.g. polymorphisms), each with its own valid existence. This clone is substantially in agreement with the reference, but a complete review of all prevailing variants is recommended prior to use. [More info](#)

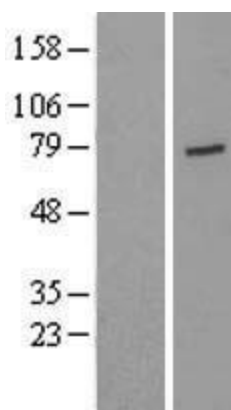
OTI Annotation: This clone was engineered to express the complete ORF with an expression tag. Expression varies depending on the nature of the gene.

Components:	The ORF clone is ion-exchange column purified and shipped in a 2D barcoded Matrix tube containing 10ug of transfection-ready, dried plasmid DNA (reconstitute with 100 ul of water).
Reconstitution Method:	<ol style="list-style-type: none"> 1. Centrifuge at 5,000xg for 5min. 2. Carefully open the tube and add 100ul of sterile water to dissolve the DNA. 3. Close the tube and incubate for 10 minutes at room temperature. 4. Briefly vortex the tube and then do a quick spin (less than 5000xg) to concentrate the liquid at the bottom. 5. Store the suspended plasmid at -20°C. The DNA is stable for at least one year from date of shipping when stored at -20°C.
RefSeq:	<u>NM_001042403.3</u>
RefSeq Size:	3334 bp
RefSeq ORF:	2139 bp
Locus ID:	84101
UniProt ID:	<u>Q9H0E7</u>
Cytogenetics:	12q22
Protein Families:	Druggable Genome, Protease
MW:	81 kDa
Gene Summary:	The protein encoded by this gene is a protease that functions as a deubiquitinating enzyme. The encoded protein is thought to help regulate the spindle assembly checkpoint by preventing early anaphase onset. This protein specifically deubiquitinates CDC20, which stabilizes the anaphase promoting complex/cyclosome. [provided by RefSeq, Dec 2016]

Product images:



Circular map for RC223740



Western blot validation of overexpression lysate (Cat# [LY420881]) using anti-DDK antibody (Cat# [TA50011-100]). Left: Cell lysates from untransfected HEK293T cells; Right: Cell lysates from HEK293T cells transfected with RC223740 using transfection reagent MegaTran 2.0 (Cat# [TT210002]).



Coomassie blue staining of purified USP44 protein (Cat# [TP323740]). The protein was produced from HEK293T cells transfected with USP44 cDNA clone (Cat# RC223740) using MegaTran 2.0 (Cat# [TT210002]).