

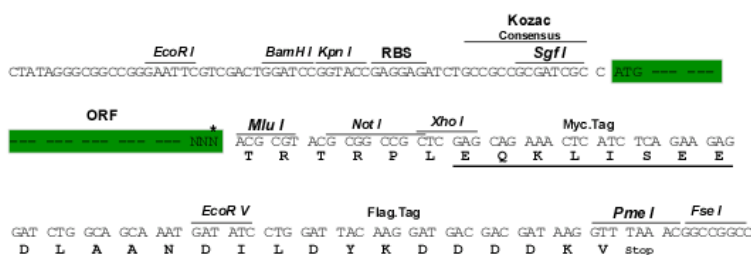
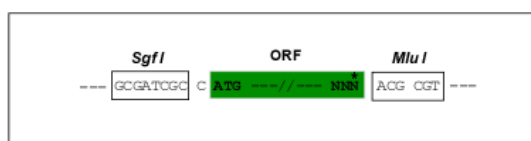
Product datasheet for RC223403

SLC2A13 (NM_052885) Human Tagged ORF Clone

Product data:

Product Type:	Expression Plasmids
Product Name:	SLC2A13 (NM_052885) Human Tagged ORF Clone
Tag:	Myc-DDK
Symbol:	SLC2A13
Synonyms:	HMIT
Mammalian Cell Selection:	Neomycin
Vector:	pCMV6-Entry (PS100001)
E. coli Selection:	Kanamycin (25 ug/mL)
Chromatograms:	https://cdn.origene.com/chromatograms/mg3474_e06.zip
Restriction Sites:	SgfI-MluI
Cloning Scheme:	

Cloning sites used for ORF Shuttling:



* The last codon before the Stop codon of the ORF

ACCN: NM_052885

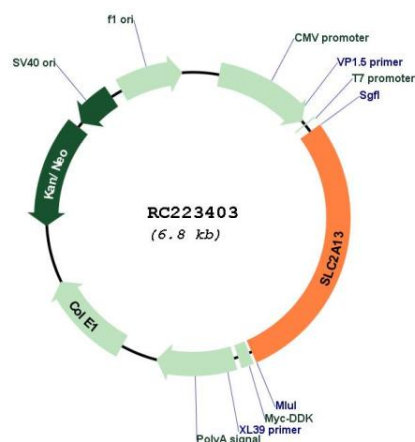
ORF Size: 1944 bp




[View online »](#)

OTI Disclaimer:	The molecular sequence of this clone aligns with the gene accession number as a point of reference only. However, individual transcript sequences of the same gene can differ through naturally occurring variations (e.g. polymorphisms), each with its own valid existence. This clone is substantially in agreement with the reference, but a complete review of all prevailing variants is recommended prior to use. More info
OTI Annotation:	This clone was engineered to express the complete ORF with an expression tag. Expression varies depending on the nature of the gene.
Components:	The ORF clone is ion-exchange column purified and shipped in a 2D barcoded Matrix tube containing 10ug of transfection-ready, dried plasmid DNA (reconstitute with 100 ul of water).
Reconstitution Method:	<ol style="list-style-type: none"> 1. Centrifuge at 5,000xg for 5min. 2. Carefully open the tube and add 100ul of sterile water to dissolve the DNA. 3. Close the tube and incubate for 10 minutes at room temperature. 4. Briefly vortex the tube and then do a quick spin (less than 5000xg) to concentrate the liquid at the bottom. 5. Store the suspended plasmid at -20°C. The DNA is stable for at least one year from date of shipping when stored at -20°C.
Note:	Plasmids are not sterile. For experiments where strict sterility is required, filtration with 0.22um filter is required.
RefSeq:	NM_052885.4
RefSeq Size:	3261 bp
RefSeq ORF:	1947 bp
Locus ID:	114134
UniProt ID:	Q96QE2
Cytogenetics:	12q12
Domains:	sugar_tr
Protein Families:	Transmembrane
MW:	68 kDa
Gene Summary:	H(+)-myo-inositol cotransporter (PubMed:11500374). Can also transport related stereoisomers (PubMed:11500374).[UniProtKB/Swiss-Prot Function]

Product images:



Circular map for RC223403



Western blot validation of overexpression lysate (Cat# [LY432337]) using anti-DDK antibody (Cat# [TA50011-100]). Left: Cell lysates from untransfected HEK293T cells; Right: Cell lysates from HEK293T cells transfected with [RC223403] using transfection reagent MegaTran 2.0 (Cat# [TT210002]).