

Product datasheet for RC223385

NOXO1 (NM_172168) Human Tagged ORF Clone

Product data:

Product Type:	Expression Plasmids
Product Name:	NOXO1 (NM_172168) Human Tagged ORF Clone
Tag:	Myc-DDK
Symbol:	NOXO1
Synonyms:	P41NOX; P41NOXA; P41NOXB; P41NOXC; SH3PXD5; SNX28
Mammalian Cell Selection:	Neomycin
Vector:	pCMV6-Entry (PS100001)
E. coli Selection:	Kanamycin (25 ug/mL)
ORF Nucleotide Sequence:	>RC223385 representing NM_172168 Red=Cloning site Blue=ORF Green=Tags(s)

TTTTGTAATACGACTCACTATAGGGCGGCCGGAATTCGTCGACTGGATCCGGTACCGAGGAGATCTGCC
GCC**CGATCGCC**

ATGGCAGGCCCGATACCCAGTTTCAGTGCAAGGGGCAGCCCTGGTGCAGATCAAGAGGCTCCAAACGT
TTGCCCTTCTGTGCGTGGTGCAGACGGCAGCGACACCTTCGTGCGCAGGAGTTGGGACGAATTCAGGCA
GCTCAAGAAGACCCTCAAGGAGACCTTCCCGTGGAGGGGGCCTGCTGCGGAGATCTGACCGGTTCTC
CCAAAGCTTCTCGGTCAAGCCAGCCTGGATGCACCACTGTTGGACGCGTGGGGCGCAGAGCCCGGCC
TGGCGCGCTGCAGCTGTTGAAACCTATTCTCGGAGGCTGCTGGCGACTGCAGAGCGCTGGCACGGAG
CCCGACGATCACTGGCTTCTCGCACCGCAACCCCTGGACCTGGAGCCCGCTGCCACCCGGCAGCCGG
GTGATCCTGCCACCCAGAGGAGCAGCCTCTTCTCGCGCTGCGGGCCGCTCTCCATCCACAGTCTGG
AGGCTCAGAGCCTGCGCTGCCTGCAGCCCTTGTACCCAGGACACGCGGGATAGGCCTTTTCAGGCGCA
GGCCCAGGAGAGCCTGGACGTGCTGCTGCGGCACCCCTCAGGCTGGTGGCTGGTGGAGAACAAGACCGG
CAGACCGCTGGTTTCCAGCGCCCTACCTGGAGGAGCGGCCCGGGCCAAAGCCGGGAGGGAGGCCCGT
CCCTAGGAGCAGCGGTCCCAAGTTCTGTGCTTCCCGCGCTACGAGAGCAGCCGCGCAGATGAGCTGTC
CGTGCCCGGGGGCGCGCTGCGCGTGTGGAAACGTCAGACCGCGGCTGGTGGCTATGCAGGTACGGC
GACCGGGCGGGCTACTCCCGCGGTGCTGCTGCGGCCGAAGGGCTGGGCGCTCTCTGAGCGGGACGG
GGTCCGTGGAGGAGACGACCCGCGGGTGGAGCCCGGGCTTCCCTGAACCCTCCAGGCCACCGCCCC
TCCCCCACCCTGCCACCCGACCTTCCCGGGGCCATCCAGAGCCGCTGCTGCACCGTACACGCAGG
GCCCTGGAGCGCGCCACGGCGCCAGGGCCGCTCGAGGGTGCCTGGACTCTGTGCCGACCCACGA
CGGAGCAG

AG**CGGACCG**ACGCGTACGCGGCCGCTCGAGCAGAACTCATCTCAGAAGAGGATCTGGCAGCAAATGATATCC
TGGATTACAAGGATGACGACGATAAGGTTTAA



[View online »](#)

Protein Sequence: >RC223385 representing NM_172168
Red=Cloning site Green=Tags(s)

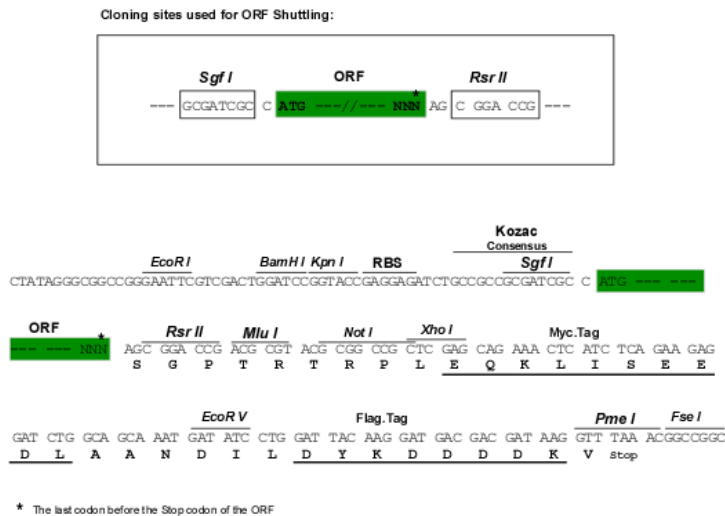
MAGPRYPVSVQGAALVQIKRLQTFASFVRWSDGSDTFVRRSWDEFRLKKTLLKETFPVEAGLLRRSDRVL
 PKLLGQASLDAPLLGRVGRTSRGLARLQLETTYRLLATAERVARSPITGFFAPQPLDLEPALPPGSR
 VILPTPEEQPLSRAAGRLSIHSLEAQLRCLQPFCTQDTRDRPFQAQAQESLDVLLRHPSGWMLVENEDR
 QTAWFPAPYLEEAAPGQGREGSPSLGSSGPQFCASRAYESSRADEL SVPAGARVRVLETSDRGWMLCRYG
 DRAGLLPAVLLRPEGLGALLSGTGFRGGDDPAGEARGFPEPSQATAPPPTVPTRPSPGAIQSRCCVTVTR
 ALERRPRRQGRPGCVDSVPHPTTEQ

SGPTRTRRLEQKLI SEEDLAANDILDYKDDDDKV

Chromatograms: https://cdn.origene.com/chromatograms/mk8055_g05.zip

Restriction Sites: SgfI-RsrII

Cloning Scheme:



ACCN: NM_172168

ORF Size: 1128 bp

OTI Disclaimer: The molecular sequence of this clone aligns with the gene accession number as a point of reference only. However, individual transcript sequences of the same gene can differ through naturally occurring variations (e.g. polymorphisms), each with its own valid existence. This clone is substantially in agreement with the reference, but a complete review of all prevailing variants is recommended prior to use. [More info](#)

OTI Annotation: This clone was engineered to express the complete ORF with an expression tag. Expression varies depending on the nature of the gene.

Components: The ORF clone is ion-exchange column purified and shipped in a 2D barcoded Matrix tube containing 10ug of transfection-ready, dried plasmid DNA (reconstitute with 100 ul of water).

Reconstitution Method:

1. Centrifuge at 5,000xg for 5min.
2. Carefully open the tube and add 100ul of sterile water to dissolve the DNA.
3. Close the tube and incubate for 10 minutes at room temperature.
4. Briefly vortex the tube and then do a quick spin (less than 5000xg) to concentrate the liquid at the bottom.
5. Store the suspended plasmid at -20°C. The DNA is stable for at least one year from date of shipping when stored at -20°C.

RefSeq: [NM_172168.3](#)

RefSeq Size: 1147 bp

RefSeq ORF: 1131 bp

Locus ID: 124056

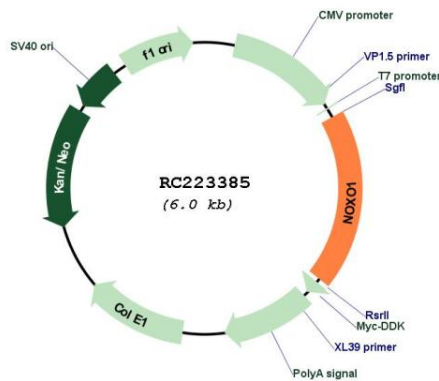
UniProt ID: [Q8NFA2](#)

Cytogenetics: 16p13.3

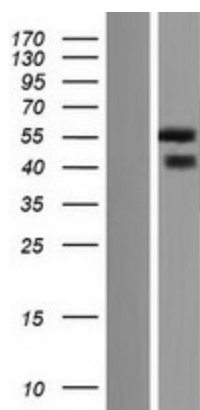
MW: 41.1 kDa

Gene Summary: This gene encodes an NADPH oxidase (NOX) organizer, which positively regulates NOX1 and NOX3. The protein contains a PX domain and two SH3 domains. Alternatively spliced transcript variants encoding multiple isoforms have been observed for this gene. [provided by RefSeq, Jun 2012]


Product images:



Circular map for RC223385



Western blot validation of overexpression lysate (Cat# [LY406779]) using anti-DDK antibody (Cat# [TA50011-100]). Left: Cell lysates from untransfected HEK293T cells; Right: Cell lysates from HEK293T cells transfected with RC223385 using transfection reagent MegaTran 2.0 (Cat# [TT210002]).



Coomassie blue staining of purified NOXO1 protein (Cat# [TP323385]). The protein was produced from HEK293T cells transfected with NOXO1 cDNA clone (Cat# RC223385) using MegaTran 2.0 (Cat# [TT210002]).