

Product datasheet for RC223355

Ryanodine Receptor 3 (RYR3) (NM_001036) Human Tagged ORF Clone

Product data:

Product Type:	Expression Plasmids
Product Name:	Ryanodine Receptor 3 (RYR3) (NM_001036) Human Tagged ORF Clone
Tag:	Myc-DDK
Symbol:	Ryanodine Receptor 3
Synonyms:	RYR-3
Mammalian Cell Selection:	Neomycin
Vector:	pCMV6-AC-Myc-DDK (PS100007)
E. coli Selection:	Ampicillin (100 ug/mL)
ORF Nucleotide Sequence:	>RC223355 representing NM_001036. Blue=ORF Red=Cloning site Green=Tag(s)

```
GCTCGTTTGTAGTGAACCGTCAGAATTTGTAAACGACTCACTATAGGGCGCCGGGAATTCGTCGACTG
GATCCGGTACCGAGGAGATCTGCCGCCGCGATCGCC
ATGGCCGAAGGGGGAGAAGGAGGCGAGGACGAGATCCAGTTTCTGAGGACTGAGGATGAAGTGGTACTC
CAGTGCATCGCCACCATTATAAGGAGCAGAGGAAGTTCTGCCTGGCAGCCGAGGGACTTGGGAATCGC
CTGTGCTTCTTGGAAACCACTTCAGAAGCCAAGTACATTCCTCCAGATCTCTGCGTCTGCAATTTTGTG
CTGGAACAGTCCCTATCTGTGAGAGCCCTGCAGGAAATGCTTGCCAACACAGGTGAAAATGGCGGCGAA
GGGGCAGCACAAAGGAGGTGGCCACAGGACCCTGTTATACGGCCATGCAGTTCTCCTGAGGCACTCTTTC
AGCGGAATGTATCTAACATGCTTGACTACATCAAGATCCCAGACAGACAACTTGCCTTTGATGTAGGT
CTACGGGAACATGCCACAGGAGAAGCCTGTTGGTGGACTATACATCCTGCTTCCAAACAGAGGTCGGAA
GGAGAGAAAGTTCGAATTGGCGATGACCTCATCCTCGTCAGCGTGTCTCTGAAAGATACCTTCATCTC
TCAGTATCAAATGGTAACATACAAGTGGATGCCTCCTTTATGCAAACACTCTGGAATGTACATCCTACG
TGCTCAGGAAGTAGCATCGAAGAAGGATACCTACTTGGTGGGCATGTAGTACGCTTTTTCCATGGTCAT
GATGAATGTTTGACGATACCATCTACAGACCAGAAATGATCCCAGCACAGGAGGATTTCTACGAAGCT
GGGGGAGCTGGGACTCGAGCCAGGTCTCTTTGGAGAGTGGAAACCCTTCGGATAAGCTGGAGTGGCAGT
AACATCAGATGGGGCCAGGCTTTCCGACTCCGGCATCTACCACAGGCCACTACCTGGCCTTGACAGAA
GACCAAGGCCTTATACTGCAAGACCGGGCAAAGTCAGACACCAAGTCCACAGCTTTCTTTCCGGGCA
TCAAAGGAACTCAAGGAGAAATTAGACTCCAGTCACAAGCGAGACATAGAAGGCATGGGAGTTCAGAA
ATCAAAGTATGGAGATTCTGTCTGCTTTGTGACGATATAGCCAGTGGTCTGTGGGTGACCTACAAAGCA
CAAGACGCCAAAACCTCCCGCCTGGGACCTCTAAAAAGAAAGGTCATACTCCATCAGGAAGGCCACATG
GATGATGGATTAACACTGCAGAGATGCCAGCGTGAGGAGTCCCAGGCTGCTCGGATCATCCGGAACACT
ACAGCCTTATTCAGCCAGTTTGTGAGTGGAAACAATCGCACAGCTGCCCCATCACCTGCCTATAGAA
GAAGTCTGCAGACCCTACAGGACTTGATCGCCTACTTCCAGCCCCAGAGGAGGAGATGCGACATGAA
GACAAGCAGAACAAGCTCCGCTCACTCAAAAACAGACAAAATCTTTTCAAGGAAGAGGGAATGTTGGCC
CTTGTCTAAATTGCATTGACCGCTTAAATGTCTACAATAGCGTAGCACACTTTCAGGGATTGCAAGG
```



[View online »](#)

GAAGAGAGTGGCATGGCCTGAAAGAAATCTGAACCTCCTCTACAAATTGCTGGCTGCTCTCATTCCG
 GGAAACAGAAACAATTGCGCTCAATTCTCCAATAACCTTGATTGGCTCATCAGTAAATTGGACAGACTA
 GAATCTTCCTCAGGTATCTTGGAAAGTTTGCACTGCATCTTAACTGAAAGCCCAGAAGCCTTAAATCTG
 ATAGCGGAGGGCCACATCAAGTCGATCATCTCCCTGTTGGATAAGCACGGGCGGAATCACAAGTTCTG
 GATATCCTGTGCTCCCTGTCTCTGCAATGGGGTTGCAGTGAGAGCCAACCAGAATCTGATCTGTGAC
 AACTTGTGCCCGGAGAAAACCTACTCCTGCAGACAGACTGATTAACGATGTAACCAAGTATCCGGCCA
 AACATCTTCCTGGGAGTCGCGGAGGGCTCAGCCAGTACAAGAAGTGGTACTTCGAGCTGATTATCGAC
 CAGGTGGACCCCTTCTAACAGCAGAGCCACACATCTGCGGGTGGGCTGGGCCTTCTTCAGGCAT
 GCCCATACCCAGGAGGTGGAGAAGGATGGGGAGGCAATGGTGTGGTGACGACCTGTACTCCTATGGC
 TTTGATGGACTTCACCTTGGTCAAGCCGATACCCAGAGCTGTGGCTTCCATCAACCAGCACCTCCTG
 AGATCGGATGACGTGGTAAAGCTGCTGCCTGGACCTCGGGTGCCAGCATCTCATTCCGCATCAATGGG
 CAGCCCGTGCAGGGGATGTTGAGAAGTCAACACAGACGGGCTCTTCTCCCTGTGATGAGCTTTTCA
 GCAGGTGTCAAAGTACGTTTCTGATGGGTGGACGTATGGAGAGTTAAGTTCCTGCCTCCCTCTGGC
 TATGCCCTTGTATGAAGCCTTACTTCCAAAAGAGAAGATGAGATTGGAGCCTGTCAAAGAATATAAA
 CGTGATGCTGATGGCATTAGAGATCTTGGGTACCACCCAGTCTCTCCCAAGCCTTTTCATCCCA
 TGCCCGTAGACACCAGTCAGGTTATTTGCCACCTCACCTAGAAAAGATCCGAGACAGACTAGCTGAA
 AACATCCATGAGCTTTGGGAATGAATAAAATAGAAGTGGCTGGACTTTCGGCAAGATACGAGATGAC
 AATAAAAGACAACACCCTTGCTTGTGGAGTTTCAAAGCTCCCAGAACTGAGAAGAACTATAACCTG
 CAAATGTCAACTGAAACCTTAAAAACCTCTTGGCCCTGGGGTCCACATTGCTCATGTTAACCCAGCT
 GCTGAGGAGGATCTCAAGAAGGTCAAAGTGCACAAAACATATGATGTCCAACGGCTATAAGCCAGCC
 CCTTTGGATTTGTCTGATGTGAAGCTGTACCTCCTCAAGAAATTTAGTGGATAAGCTTGCAAAAAT
 GCACACAATGTTGGGCAAAAGACAGAATAAAACAAGGATGGACCTATGGCATCCAACAGGATTTGAAG
 AACAAAAGAAATCCCGTCTGGTGCATATGCATTACTGGATGAGCGTACCAAGAAGTCAAACAGGGAC
 AGCCTGCGGGAAGCTGTGCGCACTTTTGTGGTTACGGGTATAACATTGAGCCATCAGACCAAGAATA
 GCTGACTCGGCTGTGGAGAAGGTCAGCATAGACAAGATCCGATTTTTCCGGGTAGAGCGATCTTATGCA
 GTGAGATCTGAAAGTGGTATTTTGTGTTGAAGTGGTACTGGAGGAGACATGCGAGTCGGCTGGGCG
 AGGCCAGGCTGTCGACCTGATGTCGAGCTGGGGCCGATGACCAAGCCTTTGTGTTGAAGGCAACAGG
 GGCCAGGCTTGGCATCAAGGAAGTGGGTATTTGGGCGTACCTGGCAGCCAGGGGATGTGGTCGGATGT
 ATGATTAACCTGGATGATGCTTCAATGATCTTCACACTGAATGGGGAGCTGCTGATCACCACAAAGGC
 TCTGAAGTTCCTCGCTGACTACGAGATTGAGAATGGCTTCGTGCCATCTGCTGTCTGGTCTATCT
 CAGATCGCCCGCATGAATCTCGGGACAGATGCCAGTACCTTCAAGTTTTATACCATGTGCGGTCTCAA
 GAGGGCTTTGAGCCTTTTGTCTGCAACATGAACAGAGATGTTGCTATGTGGTTCAGCAAGCGCCTCCCG
 ACGTTTGTCAACGTGCCAAAGGATCATCCACACATAGAGGTCATGAGGATTGATGGCACCATGGACAGC
 CCTCCGTGCTCAAGGTGACGCATAAGACATTTGGCACACAGAATAGCAATGCCGACATGATCTATTGC
 CGCTTGAGCATGCCTGTCGAGTGCCACTCCTCCTTCAAGCACAGCCCTGTCTGGACAGTGAAGCTTTC
 CAGAAAAGGAAACAGATGCAAGAAATACTCTCTCATAACAACACAGTGTACTACGCCATCCGCATC
 TTTGCTGGACAGGATCCATCCTGTGTCTGGGTGGATGGGTGACTCCAGACTATCACTTGTACAGTGAA
 AAGTTTGACCTGAATAAAAACTGCACAGTACTGTCACCCTAGGGGATGAAAGAGGCCGGTCCATGAA
 CGGAGCAACGTGGACCTGGAGATCGGCTGTCTCGTGGATCTGGCCATGGGCATGTTGTCTTCTCAGCC
 AATGGAAGGAACTGGGCACCTGTACCAGGTGGAGCCTAATACCAAAGTGTTCACAGCAGTCTTCTG
 CAGCCTACAAGTACTTCTTTGTTTCAAGTTTGAAGTGGAAAGCTGAAGAACGCAATGCCCTGTGAGCG
 GCCATATTCAGGAGTGAAGAGAAGAACCAGTCCACAGTGTCCACCTCGGCTGGACGTCCAACCATC
 CAGCCCGTGTCTGGAGCCGATGCCAACAGCTTCTGAAGGTGGAGACCGAGCGTGTGAGCGAGCGC
 CACGGCTGGGTGGTGCAGTGCCTGGAGCCCTGCAGATGATGGCGCTCCACATCCCGGAGGAGAACAGG
 TGTGTGGATATCCTGGAGCTCTGTGAGCAGGAGGACCTGATGCGGTTCCATTACCACACGCTGAGGCTC
 TACAGCGCGGTGTGCGCCCTGGGAAACAGCCGCTGGCCTACGCCCTGTGAGCCAGTGGACCTCTCC
 CAGCTCTTCTATGCCATTGACAACAAGTACCTCCCGGCCTCTTCGATCTGTTTCTATGACCTGCTC
 ATCAGCATCCACCTGGCCAGCGCAAGGAGAGGAACTGATGATGAAGAACGAGTACATCATCCCCATT
 ACCAGCACCAAGGAATATCTGCCTTCCCGGACGAGTCCAAGAGGCATGGACTGCCTGGGGTGGGC
 CTGAGAACATGTCTAAGCCCGGTTTCAAGTCTCCACCCCTTGTCTTGTGACTGGTGGAGGATCAC
 CAAAAGCAGAGCCCCGAGATTCCCTTGGAGAGTCTCAGGACGAAGGCTCTGAGTATGCTGACAGAGGCA

GTGCAGTGCACGGGGCCACATCCGAGACCCTGTAGGGGGTCTGTGGAGTTCCAGTTTGTGCCTGTG
 CTGAAACTCATTGGAACCTGCTGGTCATGGGCGTGTGGATGATGATGATGTTCCGGCAGATCCTCCTC
 CTGATTGATCCCTCTGTGTTTGGGGAGCATAGTGCGGGGACAGAGGGAGGAGCAGAAAAGGAGGAAGTG
 ACCCAGGTGGAGGAGAAGGCTGTGGAGGCTGGGGAGAAGGCCGGCAAGGAGGCTCCTGTCAAAGGCTTG
 TTGCAGACTCGATTACCCGAATCCGTCAAGCTGCAGATGTGTGAGCTCCTCAGCTATCTCTGCGACTGT
 GAGCTGCACACCGAGTGGAGGCCATTGTGGCATTGGTGACATTTATGTCTCCAAGCTGCAGGCAAT
 CAGAAGTCCGCTACAATGAGCTCATGCAGGCCCTGAACATGTCTGCGGCCCTGACTGCCGGAAGACC
 AAGGAGTTCGCTCACCCACAGGAGCAGATCAACATGCTGCTTAACCTTCAACTGGGAGAGAAGCTGC
 CCCTGCCAGAGGAGATTGCGGGAGGAGCTGTATGATTTCCATGAGGACCTTCTCCTTCACTGTGGGGTT
 CCTTTGGAAGAAGAGGAAGAGGAGGAGGAGACACCTCCTGGACAGGAAAACCTGTGCCTTGGTTTAC
 AAAATCAAAGGCCACCCAAGCCAGAGAAGGAGCAGCCGACGGAGGAGGAGAGATGCCCCACAACA
 TTGAAGGAACCTATCTCACAGACGATGATCTGCTGGGCCAGGAGGACCAGATCCAGGATTCAGAGCTG
 GTCGAATGATGTTCAACCTCCTCCGAGGCAGTATGACAGCATTGGGGAGCTGCTGCAGGCGCTGCGG
 AAGACCTACACCATCAGCCACACCTCTGAAGCGACACCATCAACCTGCTGGCTGCCCTGGGCCAAATC
 CGCTCCCTCCTCAGTGTGAGGATGGGCAAGGAAGAGGAGTTGCTCATGATCAATGGGCTGGGAGACATA
 ATGAACAACAAGGTGTTTTACCAGCATCCCAACCTCATGAGAGTCTGGGCATGCACGAGACGGTATG
 GAGGTGATGGTGAACGTGTTGGGTACAGAGAAAATCTCAGATTGCATTTCAAAGATGGTTGCTAGCTGC
 TGCCGTTTCTTTGCTATTTCTGTGCAATTAGCCGGCAAAATCAGAAGGCCATGTTTGGAGCATCTGAGT
 TATCTTCTGGAGAATAGCAGTGTGGCCTAGCCTCCCCGTCGATGAGGGGATCCACCCCGCTGGATGTG
 GCAGCTTCTCTGTGATGGACAACAATGAGTTAGCGCTGAGCTTAGAGGAACAGACCTCGAGAAGGTG
 GTGACCTACTTGGCAGGCTGTGGCCTACAGAGCTGCCCATGCTTCTGGCCAAAGGATACCTGATGTC
 GGCTGGAACCCATTGAAGGGGAACGCTACCTGTCTTCTGAGGTTTGTGCTCTTGTGAACAGTGAAG
 AGTGTGAAGAAAACGCCAGCGTTGTGGTCAAGCTGCTCATCAGACGCCAGAGTCTCGGCCGGGCC
 CTGCGGGGTGAGGGGGAAACGGGCTCTTGGCAGCCATGCAGGGTGCCATTAAGATCTCTGAGAACCCA
 GCGCTCGACCTCCCTCTCAAGGATACAAAAGAGAAGTCAACACGGAGGACGATGAAGAGGAAGAAGAA
 ATCGTGATATGGGCAATGCAATTATGTCATTTTATCGGCCCTTATAGATCTACTGGGCCGCTGTGCT
 CCTGAAATGCACCTCATCCAGACAGGAAAGGGGAAGCCATCCGCATCAGGTCCATCCTGCGCTCCCTG
 GTCCCCACAGAAGACCTGGTTGGGATCATCAGCATCCCTTGAAACTGCCCTCCCTCAACAAAGATGGG
 TCGGTGAGTGCAGATATGGCGGCAATTTCTGCCCTGACCACAAGGCACCTATGGTGTGTTCTTG
 GACCGGTTTATGGCATTAAAGATCAAACCTTTTCTGCTCCACTTGTGGAGTTGGATTTTACCTGAC
 CTAAGAGCTTCTGCTCTCTAGATACAGTTTCCCTAAGCACAGAGGCTGCGCTTGCCTAAATAGG
 TATATATGTTCTGCTGTGCTCCCGCTCCTCACAAGATGTGCCCTCTCTTGGCCGAACAGAACACTGC
 ACCTCTCTGATTGATTCCACACTGCAGACAATATACAGGCTATCCAAGGGACGTTCCCTACCAAAGCA
 CAAAGGGACACTATAGAAGAATGTTTGGCTTGCATTTGCAATCACTTGGGCCTTCCATGTTACAGCAA
 CTCCTGCGACGCCTCGTTTTGATGTGCCGCAACTCAATGAATACTGCAAAATGCCTCTCAAGCTTCTG
 ACGAATCACTATGAACAGTGTGGAAAGTATTACTGCCTGCCTTCAGGATGGGGGAGCTACGGGCTAGCT
 GTGGAAGAAGAGCTGCACCTAACGGAGAAGCTTTTCTGGGGGATTTTACTCGCTCTCCATAAGAAA
 TATGACCCAGATCTTTCCGAATGGCCCTGCCTGTCTCAGTGTATAGCTGGGGCTTGCACCCAGAT
 TATTTAGATACCAAGATCACAGCCAGTGGAGAAACAGATCTCAGTGGATGCGGATGGCAACTTTGAC
 CAAAACCTATTAACACCATGAATTTTTCTTGCCTGAAAAATTGGAATACATCGTCACCAAGTATGCT
 GAGCATTACATGATAAATGGGCCTGTGACAAGAGTCAAGTGGATGGAATATGGGATTTCCCTGGAT
 GAAAATGTGAAGACCCACCCACTGATAAGGCCTTTCAAGACATTAACGGAGAAGGAGAAGGAAATTTAT
 CGCTGGCTGCGCGAGAGTCCCTGAAAACCATGCTGGCTGTGGGCTGGACTGTGGAGAGGACCAAAGAG
 GGAGAAGCTTTGGTTCAACAGCGGGAAAATGAGAAGCTTCAAGTGTGTCCAGGCAACACAGGGCAAC
 AGCTACAGTCTGCTCCCTCGACCTCTCAAACGTTGTGCTCTCCAGAGAGCTCCAGGGAATGGTGGAG
 GTCGTGGCTGAGAACTATACAATATCTGGCCAAGAAGAAGCTGGAGCTGGAGAGCAAAGGTGGT
 GGCAGCCACCCTCTTCTGGTACCATATGACACCTTACTGCCAAGGAAAAGTTCAAGGACGGGAGAG
 GCACAGGACCTGTTAAGTTCCTCAAGTGAATGGCATCATAGTTTCCAGGGGATGAAGGATATGGAG
 CTGGATGCCTCCTCCATGGAGAAGAGGTTTGCCTATAAGTTCTTGAAGAAGATCCTGAAATACGTTGAT
 TCTGCTCAAGAAATTTATTGCCATTTAGAAGCCATTGTGACAGTGGGAAAACCTGAAAAGTCTCCCGT
 GACCAGGAGATCAAATCTTTGCCAAAGTTCTCTCCCGTGGTTGACCAGTACTTACCAGTCAATTGC
 CTCTACTTCTTGTGATCCCTCTGAAGCCCTTAGCAGCAGCGGATATGCCTCCCATGAAGGAAAGAA

ATGGTGGCCGGCCTGTTCTGCAAACCTGCCGCTCTCGTTAGACACAGAATTTCCCTCTTTGGTAGTGAT
 TCTACTACAATGGTGAGCTGTCTTACATCTTAGCTCAGACACTTGACACAAGGACTGTCATGAAGTCA
 GGCTCAGAGCTGGTGAAGGCTGGGTTACGAGCATTCTTTGAAAATGCTGCAGAAGATTTGGAGAAGACT
 TCAGAAAACCTGAAACTTGGGAAGTTACCCATTCCCGAACGCAGATTAAGGCGTTTCTCAGAATATT
 AACTACACTACAGTGGCTCTGCTCCCCATCCTGACGTCCATCTTTGAGCACGTCAGTCTCAGCATCAGTTT
 GGAATGGATCTACTCTTGGGTGATGTGCAGATTTTCATGCTACCACATACTGTGCAGCCTCTACTCCCTT
 GGGACGGGAAAGAACATTTATGTTGAAAGGCAACGCCCTGCCCTTGAGAATGTCTGGCCTCGTGGCA
 GCTGCCATACCAGTGGCATTCTGGAGCCACCCTTAATCGCTACAATCCACTCTCGGTCTTCAACACC
 AAAACCCCGAGGAGAGGTCTATTCTGGGGATGCCAGACACGGTGAAGACATGTGTCCTGACATCCCC
 CAGCTGGAAGGCCTGATGAAGGAAATCAACGACCTGGCCGAGTCAGGGGCCCGGTACACAGAGATGCC
 CATGTCATCGAGGTGATCTTACCATGCTCTGCAACTACTTGTCTACTGGTGGGAGCGGGTCTGAG
 AACCTGCCCCCAGCACAGGGCCATGCTGCACCAAGGTCACCTCTGAACACCTCAGTCTCATCTGGGC
 AACATTCTGAAAATCATCAACAACCTGGGCATCGATGAGGCCTCTGGATGAAGCGCATTGCAGTG
 TATGCACAGCCCATCATCAGCAAAGCCAGGCCGACCTGCTGAGAAGCCACTTCATCCAACTCTGGAG
 AAGCTGAAGAAAAGGCTGTCAAGACGGTGCAGGAGGAGCAGTTGAAAGCCGATGGCAAAGGGGAC
 ACCCAGGAGGCAGAACTCCTCATCTGGACGAGTTCGCGTCTCTGCAGAGATCTATGCCTTCTAC
 CCCATGCTGATCCGCTACGTGGACAACAACAGATCTAACTGGCTGAAAAGTCTGATGCTGATTCTGAC
 CAGCTCTTCCGCATGGTGGCAGAAGTCTTATTCTGTGGTGTAAATCTCATAACTTCAAGAGAGAAGAG
 CAAAATTTTGTGATTGAGAATGAAATTAATTTGGCATTTTTAACTGGAGACAGCAAAAGCAAGATG
 TCAAAAGCCATGCAAGTAAAGTCTGGAGGACAAGACCAGGAGCGGAAGAAGACAAAGCGGGGAGAC
 TTGATTTCCATCCAGACCTCCCTCATCGTGGCTGCACTCAAGAAAATGCTGCCATTGGTTTGAATATG
 TGTACTCCAGGCGACCAGGAGCTGATCTCCCTCGAAAAATCGCGATACAGCCATAGGGACACAGATGAA
 GAGGTCAGAGAACATCTGCGGAACAACCTGCACCTTGCAGGAAAAGTCTGATGACCCAGCTGTAAAATGG
 CAACTGAACCTCTACAAGGATGTTCTGAAGAGTGAAGAACCTTTCAATCCGAAAAAGACAGTGGAGCGT
 GTGCAGAGAATTTAGCAGCTGTCTTCCACCTGGAACAGGTGGAACAGCCTTTGAGGTCCAAGAAGGCC
 GTCTGGCACAACCTGTTATCAAAGCAACGGAAACGGGCGAGTGGTGGCCTGTTTCAGGATGGCCCTCTC
 TACAACCTGCCAGGCACCGCTCTATTAACCTCTTCTCCATGGCTATCAGAGATTTTGGATAGAAAACA
 GAGGAGTATTCTTTGAAGAGAACTAGTACAGGATTTGGCTAAATCTCCAAAGTGGAAGAGGAGGAG
 GAGGAAGAGACAGAAAAACAACCTGACCCACTACATCAGATCATTCTCTATTTTAGCCGCAACGCTCTC
 ACGGAGAGGAGCAAAATTTGAAGACGACCCTTTGTACACCTCTATTCCAGCATGATGGCCAAGATTGT
 CAAAGTGGTGGATGAAGAAGAAGATGAAGACAAGGAAAAACATTGAAAGAGAAGAGATGGAGAAG
 CAAAAACCCCTCTATCAGCAAGCTCGGCTGCATGAGCGTGGTGCAGAGATGGTCTTCAAGATGATA
 AGCGCTAGCAAAGGTGAGATGAGCCCCATGGTGGTTGAGACGCTGAAGCTGGGGATCGCCATTCTGAAC
 GGAGGCAATGCTGGTGTGCAACAGAAAATGCTAGATTACCTAAAGGAGAAAAAGGATGCTGGATTCTTT
 CAAAGCCTTTCTGGTCTTATGCAGTCTTGCAGTGTCTTGATTTGAAATGCATTTGAGAGGAGAATAAA
 GCTGAAGGCCTGGGGATGGTGAAGGAACTCATTGTTGCGGAACTGGTGAAGGAACTGCTC
 CAGAATGACGAGTTACGCGTGTCTCTTAGATTCTACAGTACTTTGTGAGGGACATAACAGTGAC
 TTTCAGAACTTCTGCGGACTCAGATGGGCAACACCACCCTGAATGTCATCATCAGCACTGTGGAC
 TACCTTCTGCTCTGCAGGAATCAATCAGTGATTTCTACTGGTATTATTACAGGAAAGACATCATTGAT
 GAATCTGGACAGCAAAATTTTCCAAAGCTCTGGCAGTCACCAAGCAGATTTTCAATTCTTACAGAA
 TACATCCAGGGCCCTTGATTGTAATCAACAGAGCCTGGCTCACAGCAGGCTGTGGGACGAGTGGTT
 GGCTTCTCCATGCTTTGCTAATATGCAGATGAACTCTCTCAGGATCCAGTCAGATCGAGTCTG
 AAGGAACTCTGGATCTCTTACAGGACATGGTGGTGTGCTTCTGCTCCCTGGAAGGGAATGTGGTA
 AATGGCACCATTGGCAAGCAGATGGTTGACACACTGGTGAATCATCTACCAATGTAGAAATGATCTTG
 AAATCTTTGACATGTTCTTGAACCTTAAAGACTTAACAGCTCAGACACCTTCAAAGAATATGACCCA
 GATGGTAAAGGAATTATCTCAAAAAAGAATTCCAGAAGGCCATGGAAGGGCAAAAACAGTACACGCAG
 TCAGAGATTGACTTTCTCTGTCTGTGCAGAAGCTGATGAGAATGACATGTTTAAATACGTTGATTTT
 GTAGACCGGTTCCATGAGCCAGCCAAGGACATAGGGTTAATGTGGCTGTGTTATTGACAAATCTTCT
 GAACACATGCCAAACGATTTCCCGCTGAAGTGTCTGTTGGACCCAGCAGAAAGTGTGCTAAATTACTTC
 GAACCCTACCTAGGACGCATCGAGATCATGGTGGGGCCAAGAAGATTGAGCGTGTTTATTTTGGATC
 AGTGAATCCAGTCGCACTCAGTGGGAGAAGCCCCAGGTGAAGGAATCTAAGCGACAGTTCATTTTGT
 GTTGTCAATGAAGGTGGGAGCAGGAAAAGATGGAGCTGTTTGTGAACCTCTGTGAGGACACCATCTTT

```

GAAATGCAGTTAGCATCTCAGATCTCTGAATCCGATTGAGCTGACAGGCCAGAAGAGGAGGAAGAAGAT
GAAGATTCTTCTACGTGTAGAAATTGCGGGTGAAGAGGAAGAAGACGGGTCTCTTGAGCCGGCCTCT
GCATTTGCTATGGCCTGTGCCTCTGTGAAGAGGAATGTCACCGACTTCTTGAAGAGAGCAACCCTGAAG
AACCTCAGGAAGCAGTACAGGAACGTGAAAAAGATGACTGCGAAGGAGCTGGTGAAGGTGCTTCTTCC
TTTTCTGGATGCTGTTCTGTTGGGCTATTCCAGTTGCTTCCACCATCTGGGAGGAATCTTTCAGATC
CTCTGGAGCACAGTGTGGAGGGGGCCTGGTGAAGGGGCAAAGAACATCAGAGTGACCAAGATCCTG
GTTGACATGCCTGACCCAAACCAATTTGGTATCCATGATGACACTATGGAGGCTGAGAGGGCAGAGGTG
ATGGAGCCAGGTATCACCAGTAACTAGTACACTTCAATAAGGGGGAGAAGGGGAGATACAGATATCATG
TCAGACCTCTTTGGACTCCACCCAAAGAAAGAGGGCAGCTTAAAGCATGGGCCTGAAGTGGGTTTGGGT
GACCTCTCAGAAATTATTGGCAAGGATGAACCCCTACATTAGAGAGTACTGTACAGAAGAAGAGGAAA
GCTCAGGCAGCAGAAATGAAAGCAGCAATGAAGCAGAAGGAAAAGTAGAATCCGAGAAGGCAGACATG
GAAGATGGAGAGAAGGAAGACAAAGACAAAGAAGAGGAGCAAGCTGAGTACCTGTGGACAGAAGTGACA
AAAAAGAAGAAGCGGGTGTGGTCAAGGTTGAGAAGCGGAAGCTTTCACAGCCAATTTCTTTAAA
GGGCTGGAATCTATCAGACCAAGTACTGCATTACCTGGCCAGGAATTTCTACAACCTGAGGTTCTT
GCTCTGTTGTAGCCTTCTGCTATCAACTCATCTGCTTTTTTATAAGGCTACTGAAGAACCTTTAGAA
GAAGAGACAGAGGATGTTGCAAACCTATGGAATTCCTTTAATGACGAGGAAGAGGAAGAAGCGATGGTA
TTCTTTGCTCCTCAGGAGAGCACCGGTATATGGCACCACCTGCGTGCCTGGCCATCATCCATACC
ATCATCTCTAGTCTGTGTGGTGGGCTACTACTGCTGAAGGTGCCTTTGGTGGTTTTCAAAGGGAA
AAAGAAATCGCCAGGAAGCTGGAGTTTGTATGGCCTATATACCCGAACAGCCATCTGAAGATGACATC
AAGGGGACAGTGGGACCGCTTGGTATCAACACACCATCTTTCTAATAACTACTGGGACAAGTTTGTGA
AAGAGAAAGGTGATCAACAAGTATGGAGATCTCTACGGAGCAGAAGCATTGCTGAACTTCTGGGTTT
GACAAAAATGCTCTTACTTTAGCCAGTAGAAGAGACCAAAGCAGAAGCGGCTTCTCTGGTGCATGG
CTAAGTCCATAGACATGAAGTACCATACTGGAAGCTTGGAGTTGTTTTTACTGACAACCTCTTTCTC
TACCTTGCCTGGTATACAACCATGTGAGTCTGGGCCACTACAATAACTTCTTTCTTCTGCTCACCTA
TTGGACATCGCAATGGGCTTCAAGACACTGAGGACCATTCTGTACTGTAACACAAATGGCAAACAG
TTGGTTCTGACTGTCGGTCTCCTGGCCGTGGTGGTTTATCTTACTGTGGTGGCTTCAACTCTTC
CGCAAGTTCTACAACAAAGCGAAGACGATGACGAGCCCGATAGAAGTGCACGACATGATGACGTGT
TACCTTTTCCACATGTACGTGGGAGTGAAGCAGGAGGTGGCATTGGTATGAAATTGAAGACCCTGCT
GGTATCCTTATGAAATGTATCGCATTGCTTTGACATTACCTTTTTCTTCTTCTGTCATTGTCATCTTG
CTGGCCATCATTCAAGGCTTATTATTGATGCTTTGAGAGCTAAGAGACCAGCAGGAACAAGTACGA
GAAGATATGGAGACTAAATGTTTCATCTGTGGGATTGGCAATGACTACTTTGACACAACCCCTCATGGT
TTTGAAACACATACATTACAAGACACAACCTAGCCAACCTACTTGTCTTTCTGATGATTTGATTAAT
AAAGATGAAACAGAGCACACGGGTGAGGAATCTTATGTCTGGAAGATGTACCAAGAAAGGTGTTGGGAT
TTCTTCCAGCCGGTACTGCTTTCGTAACAATATGAAGATCAGCTTGGAA
AGCGGACCGACGCGTACGCGGCCGCTCGAGCAGAAACTCATCTCAGAAGAGGATCTGGCAGCAAATGAT
ATCCTGGATTACAAGGATGACGACGATAAGGTTTAA
    
```

Protein Sequence:

>Peptide sequence encoded by RC223355
 Blue=ORF Red=Cloning site Green=Tag(s)

```

MAEGGEGGEDEIQFLRTEDEVVLQCIATIHKEQRKFLAAEGLGNRLCFLEPTSEAKYIPDLCVCFV
LEQSLSVRALQEMLANTEGNGGAAQGGHRTLLYGHAVLLRHSFSGMYLTCLTTSRSQTDKLAFDVG
LREHATGEACWWTIHPASKQRSEGEKVRIGDDLILVSVSSERYLHLVSNNGNIQVDASFMQTLWNVHPT
CSGSSIEEGYLLGGHVRLFHGHDECLTIPSTDQNDQSHRRIFYEAGGAGTRARSLWRVEPLRISWGS
NIRWQAFRLRHLTTGHYALTEDQGLILQDRAKSDTKSTAFSFRASKELKEKLDSSHKRDI EGMGVPE
IKYGDSVCFVQHIASGLWVYKAQDAKTSRLGPLKRVILHQEGHMDLGLTLQRCQREESQAARIIRNT
TALFSQFVSGNNRTAAPITLPIEEVLQTLQDLIAYFQPPEEEMRHEDKQNKLRSLKNRQNLFKEEGMLA
LVLNCIDRLNVYNSVAHFAGIAREESGMWKEILNLLYKLLAALIRGNRNNCAQFSNNLDWLI SKLDRL
ESSSGILEVLHCILTESPEALNIAEGHIKSIISLLDKHGRNHKVL DILCSLCLCNGVAVRANQNLICD
NLLPRRNLQLQTRLINDVTSIRPNIFLGVAEQSAQYKKWYFELIIDQVDPFLTAEPHLRVGWASSSGY
APYPGGGEGWGGNGVGDLLSYGFDGLHLWSGRIPRAVASINQHLLRSDDVVSCCLDLGVPSISFRING
QPVQGMFENFNTDGLFFPVMSFSAGVKVRFMLMGRRHGEFKFLPPSGYAPCYEALLPKMKRLEPVKEYK
RDADGIRDLLGTTQFLSQASFIPCPVDSQVILPPHLEKIRDRLAENIHELWGMNKIELGWTFGKIRDD
    
```

NKRQHPCLVEFSKLPETEKNYNLQMSTETLKTLLALGCHIAHVNPAAEEDLKKVKLPKNYMSNGYKPA
 PLDLSDVKLLPPQEILVDKLAENAHNVWAKDRIKQGWYGIQQDLKNKRNPRLVPYALLDERTKKSNRD
 SLREAVRTFVGYGNYIEPSDQELADSAVEKVSIDKIRFFRVERSYAVRSGKWYFEFEVVTGGDMRVGWA
 RPGCRPDVELGADDQAFVFEENRQRWHQSGSYFGRTWQPQGDVVGCMINLDDASMIFTLNGELLITNKG
 SELAFADYEIENGFVPIICLGLSQIGRMNLGTDASTFKFYTMCGLQEGFEPFVNMNRDAMWFSKRLP
 TFVNVPKDHPHIEVMRIDGTMDSPPCLKVTHKTFGTQNSNADMIYCRLSMPVECHSSFHSPCLDSEAF
 QKRKQMQEILSHTTTQCYAIRIFAGQDPSCVWVWVTPDYHLYSEKFDLNKNCTVTVTLGDGRGVHE
 SVKRSNCYMWGGDIVASSQRSNRSNVDLIEIGCLVDL AMGMLSF SANGKELGTCYQVEPNTKVFPVFL
 QPTSTSLFQFELGKLNAMPLSAAIFRSEEKNPVQP PRLDVQTIQPVLSMRPNSFLKVETERVSE
 HGWVVQCLEPLQMMALHIPEENRCVDILELCEQEDLMRFHYHTLRLYSAVCALGNSRVAYALCSHVDLS
 QLFYAIDNKYLPGLLRSGFYDLLISIHLSAKERKLMKNEYIIPITSTTRNICLFPDESKRHGLPGVG
 LRTCLKPGFRFSTPCFVVTGEDHQKQSP EIPLESRLTKALSMLTEAVQCSGAHIRDPVGGSEVFQFV
 LKLTIGTLLVMGVFDDDDVRQILLLIDPSVFGESAGTEEGAEKEEVTQVEEKAVEAGEKAGKEAPVKGL
 LQTRLPESVKLMCELLSYLDCCELQHRVEAIVAFGDIYVSKLQANQKFRYNELMQALNMSAAL TARKT
 KEFRSPPQEIQINMLLNFLQGENCPCPEEIREELYDFHEDLLLHCGVPLEEEEEEEEDTSWTGKLCALVY
 KIKGPPKPEKEQPTEEEEERCPTTLKELISQTMICWAQEDQIQDSELVMMFNLLRRQYDSTIGELLQALR
 KTYTISHTSVSDTINLLAALGQIRSLLSVRMGKEEELLMINGLDIMNNKVYFQHPNLMRVLGMHETVM
 EVMNVNLGTEKSQIAFPKMVASCCRFLCYFCRISRQNKAMFEHLSYLLENSSVGLASPSMRGSTPLDV
 AASSVMDNNELALSLEEDLEKVVYTLAGCGLQSCPMLLAKGYPDVGNWPIEGERYLSFLRFVFNSE
 SVEENASVVVKKLIRRPECFGPALRGEENGLLAAMQGAIKISENPALDLP SQYKREVSTEDDEEEEEE
 IVHMGNAIMSFYSALIDLLGRCAPEMHLIQTGKGEAIRIRSILRSLVPTEDLVGIIISPLKPLSLNKDG
 SVSEPDMAANFCPDHKAPMVLFLDRVYGIKQDTFLLHLLLEVGLPDLRASASLDTVSLSTTEAALALNR
 YICSAVPLLRTRCAPL FAGTEHCTSLIDSTLQTIYRLSKGRSLTKAQRDTIEECLLAICNHLRPSMLQQ
 LLRRLVFDVPQLNEYCKMPLKLLTNHYEQCWYCYCLPSGWGSYGLAVEEELHLTEKLFWGFDSL SHKK
 YDPDLFRMALPCLSAIAGALPPDYLDTRITATLEKQISVDADGNFDPKPKINTMNFSLPEKLEYIVTKYA
 ESHDKWACDKSQSGWKYGISLDENVKTHPLIRPFKTLTEKEKEIYRWPARESLKTM LAVGWTVERTKE
 GEALVQQRENEKLRVSQANQNSYSPAPLDL SNNVLSRELQGMVEVVAENYHNIWAKKKKLELESKGG
 GSHPLLVPYDTLTAKEKFKDREKAQDLFKFLQVNGIIVSRGMKDMELDASSMEKRFAYFKLKKILKYVD
 SAQEFIAHLEAIVSSGKTEKSPRDQEI KFFAKVLLPLVDQYFTSHCLYFLSSPLKPLSSSGYASHKEKE
 MVAGLFCKLAALVRHRISLFGSDSTTMVSLHILAQTLDTRTVMKSGSELVKAGLRAFFENAEDLEKT
 SENLKLKGFTHSRTQIKGVSQNINYTTVALLPILTSIFEHVTQHQFGMDLLLGDVQISCYHILCSLYSL
 GTGKNIYVERQRPALGECLASLAAAIPVAFLEPTLNRYNPLSVFNKTPRERSILGMPDVTEDMCPDIP
 QLEGLMKEINDLAESGARYTEMPHIVIEVILPMLCNYLSYWWERGPENLPPSTGPCCTKVTSEHLSLILG
 NILKIINNNGLIDEASWMKRIAYVAQPIISKARPDLRSHFIPTLEKLEKKA VKTVQEEELKADGKGD
 TQEAELLILDEFVLCRDLYAFYPMILIRYVDNRSNWLKSPDADSDQLFRMVAEVF ILWCKSHNFKREE
 QNFVIQNEINNLAFLTGDSKSKMSKAMQVKSGGQDQERKTKRRGDLYSIQTSLIVAALKKMLPIGLNM
 CTPGDQELISLAKSRYSHRDTDEEVREHLRNNLHLQEKSDPAVKWQLNLKDV LKSEEPFNPEKTVER
 VQRI SAAVFHLEQVEQPLRSKKA VWHKLLSKQRKRAVVACFRMAPLYNLPRHRSINLFLHGYQRFIET
 EEYSFEEKLVQDLAKSPKVEEEEEETE KQPDPLHQIILYF SRNAL TERSKLEDDPLYTSYSSMMAKSC
 QSGDEEDEDKEKTFEEKEMEKQKTL YQARLHERGAAEMVLQMI SASKGEMSPMVVETLKLGIATLN
 GGNAGVQQKMLDYLKEKKDAGFFQSL SGLMQSCSVL DLNAFERQNKAEGLGMVTEEGTLIVRERGEKVL
 QNDEFTRDLFRFLQLLCEGHNSDFQNF LRTQMGN TTTVNVII STVDYLLRLQESISDFYWYYSKDIID
 ESGQHNSKALAVTKQIFNSL TEYIQGPCIGNQQSLAHSRLWDAVVGFLHVFANMQMKSQDSSQIELL
 KELLDLLQDMVVMLLSLEGNVNGTIGKQMVDTL VESSTNVEMILKFFDMFLKLDLTSSTDFKEYDP
 DGKGIISKKEFQKAMEGQKQY TQSEIDFLLS CAEADENDMFNYVDFVDRFHEPAKDIGFNVA VLLTNLS
 EHM PND SRLKCLLDPAESVLNYFEPYLGRIEIMGGAKKIERVYFEISESSRTQWEKPQVKESKRQFIFD
 VVNEGGEQEKMELFVNFCEDTIFEMQLASQISESDSADRPEEEEEDEDSSVYLEIAGEEEEE DGSLEPAS
 AFAMACASVKNVTDFLKRATLKNLRKQYRNVKMTAKELVKVLF SFFWMLFVGLFQLLFTILGGIFQI
 LWSTVFGGGLVEGAKNIRVTKILGDMPPDTQFGIHDDTMEAEAEVMEPGITTEL VHF IKGEKGD DIM
 SDLFG LHPKKEGSLKHGPEVGLGDLSEIIGKDEPPTLESTVQKKRKAQAAEMKAANEAGKVESEKADM
 EDGEKEDKDEEEQAEYLWTEVTKKKKRRCGQKVEKPEAFTANFFKGLEIYQTKLLHYLARNFYNL RFL
 ALFVAFAINFILLFYKVTEEPLEEEETEDVANLWNSFNDEEEEEEAMVFFVLQESTGYMPTLRALAIHT

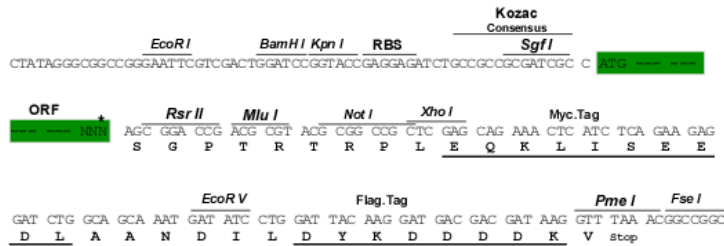
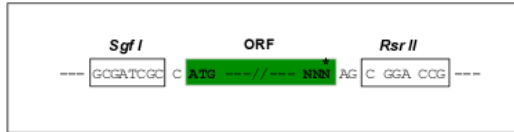
IISLVCVVGYYCLKVPLVFKREKEIARKLEFDGLYITEQPSEDDIKGQWDRVLINTPSFPNNYWDKFV
 KRKVIINKYGDLYGAERIAELLGLDKNALDFSPVEETKAEASLVSWSIDMKYHIWKLGVVFTDNSFL
 YLAWYTTMSVLGHYNNFFFAAHLLDIAMGFKTLRILSSVTHNGKQLVLTVGLLAVVVYLTVVAFNFF
 RKFYNKSEDDDEPDMKCDDMMTCYLFHMYVGVRRAGGGIGDEIEDPAGDPYEMYRIVFDITFFFVIVIL
 LAIQGLIIDAFGELRDQQEQVREDMETKCFICGIGNDYFDTTPHGFETHLQEHNLANYLFFMLMYLIN
 KDETEHTGQESYVWVMYQERCWDFFPAGDCFRKQYEDQLG
 SGPTRTRPLEQKLISEEDLAANDILDYKDDDDKV

Restriction Sites:

SgfI-RsrII

Cloning Scheme:

Cloning sites used for ORF Shutting:



* The last codon before the Stop codon of the ORF

ACCN:

NM_001036

ORF Size:

14610 bp

OTI Disclaimer:

Due to the inherent nature of this plasmid, standard methods to replicate additional amounts of DNA in E. coli are highly likely to result in mutations and/or rearrangements. Therefore, OriGene does not guarantee the capability to replicate this plasmid DNA. Additional amounts of DNA can be purchased from OriGene with batch-specific, full-sequence verification at a reduced cost. Please contact our customer care team at custsupport@origene.com or by calling 301.340.3188 option 3 for pricing and delivery.

The molecular sequence of this clone aligns with the gene accession number as a point of reference only. However, individual transcript sequences of the same gene can differ through naturally occurring variations (e.g. polymorphisms), each with its own valid existence. This clone is substantially in agreement with the reference, but a complete review of all prevailing variants is recommended prior to use. [More info](#)

OTI Annotation:

This clone was engineered to express the complete ORF with an expression tag. Expression varies depending on the nature of the gene.

Components:

The ORF clone is ion-exchange column purified and shipped in a 2D barcoded Matrix tube containing 10ug of transfection-ready, dried plasmid DNA (reconstitute with 100 ul of water).

Reconstitution Method:

1. Centrifuge at 5,000xg for 5min.
2. Carefully open the tube and add 100ul of sterile water to dissolve the DNA.
3. Close the tube and incubate for 10 minutes at room temperature.
4. Briefly vortex the tube and then do a quick spin (less than 5000xg) to concentrate the liquid at the bottom.
5. Store the suspended plasmid at -20°C. The DNA is stable for at least one year from date of shipping when stored at -20°C.

RefSeq: [NM_001036.2](#), [NP_001027.2](#)

RefSeq Size: 15563 bp

RefSeq ORF: 14613 bp

Locus ID: 6263

UniProt ID: [Q15413](#)

Cytogenetics: 15q13.3-q14

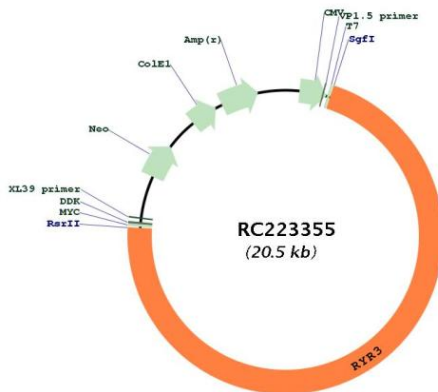
Protein Families: Druggable Genome, Transmembrane

Protein Pathways: Alzheimer's disease, Calcium signaling pathway

MW: 552.1 kDa

Gene Summary: The protein encoded by this gene is a ryanodine receptor, which functions to release calcium from intracellular storage for use in many cellular processes. For example, the encoded protein is involved in skeletal muscle contraction by releasing calcium from the sarcoplasmic reticulum followed by depolarization of T-tubules. Two transcript variants encoding different isoforms have been found for this gene. [provided by RefSeq, Sep 2011]

Product images:



Circular map for RC223355