

## Product datasheet for **RC223255**

### **C10orf90 (NM\_001004298) Human Tagged ORF Clone**

#### **Product data:**

Product Type:	Expression Plasmids
Product Name:	C10orf90 (NM_001004298) Human Tagged ORF Clone
Tag:	Myc-DDK
Symbol:	C10orf90
Synonyms:	bA422P15.2; FATS
Mammalian Cell Selection:	Neomycin
Vector:	pCMV6-Entry (PS100001)
E. coli Selection:	Kanamycin (25 ug/mL)



[View online »](#)

ORF Nucleotide  
Sequence:

>RC223255 representing NM\_001004298  
Red=Cloning site Blue=ORF Green=Tags(s)

TTTTGTAATACGACTCACTATAGGGCGGCCGGGAATTCGTCGACTGGATCCGGTACCGAGGAGATCTGCC  
GCCGCGATCGCC

ATGCTCAAACGTCTGGAGAAGGATTACGGGACAGCTACCACAGTAGAAGAGATCAAATTGCCCTTAAAA  
ATCTCCAGTCTGATGTCACAGAGGCAAAATCTGACTTCACCAAGGAGACCCTGGCATCACAAAACACAAA  
AATGATTTTCATCCATAGTCATCTCCAGATGATTGATGAGAATAAGTCAAGAGAAAAACAGGGCCTCTTG  
CCCCTACCGTGTGCCATTGCTCAGTCTCGTGCACATCACGCCAAGCAATCTCTGGCTAACCCGAGCGGAG  
TCAACATTCACAGAGCATTGCGTTACTCCGGGCAGATTAGGAATCCCGGCACCCTCAGATGAGCGAGG  
ACCTGAGGCAGAGCTGCCGCCAAAGAGGAGAGACCCTGTGGGGGCCCCGCAGAGGGTTTGCATCCATC  
ACCATCACGGCCAGACCGTGGGCCCCAGCCCGGCCCTGGTGTGGGGGACTGCTGGGGACTCTCTGT  
GCCCAAGTGCAGGGCTGAGGACACACTGTTCCAGGCGCCCCGGCTCTGGCCAATGGCGCCATCCAGG  
TCGGCATCAGAGATCTTTGCCCTGCACAGATTCTCCAGAAACAGCTCCGTGGTGGCGCTGAAGGTTCCC  
GAGGCCACACTGGGTTGTGTGAGAGACGCAAGTACTGGGTACCCATGCAGACGACAAAGAGACCAGTT  
TTTCTCCAGACACCCACTGTCCAGAAAGAGCCCGCTGGTGTTCAGTTCCTGTGTCCACCTCAGGGTGT  
TCAGCAGTGTCCAGATCAATCTATTACGTAGACAAGTCTCTCTCCGTCCCAATTGAGCCACCTCAAATT  
GCCAGCCCCAAAATGCACAGATCCGTCCTGTGCGTCAACCTCAATTGTAGTTCACACAGATTAACAGCAG  
ATGGAGTAGATGGCCTAGTGAACAGAGAGCCAATAAGCGAAGCCCTGAAGCAGGAGCTCCTGGAGGGAGA  
CCAGGACCTCGTAGGCCAGCGCTGGAACCCAGGTTTACAAGAAAGTCACTGAAGGAAACCCATCGTTG  
AGGCGGGTGCATTTGGGGACCGCGCTTGTCTTGGAGTGGTCTTTTCCATTGGAAAACACAGAATTGG  
CAAATGTGGGAGCTAACCAAGTCACTGTAAGAAAAGGGGAAAAGGACCATAACAACCTATTGTCCAGCCAG  
CGATCATGCCAACCAACTGTCCATTACATTCCTGGCTGGAGTTACAGGGCAGTACACACAAAAGTATTT  
TCTGGAAGCAGCAAGAGGCAACAAGGAGAAGTATGTATGACTGTGTCTGCTCCTCCAGTGGAAACAGAAGC  
CCACTAGACATTTCTTCCCATTGGGGATAGCTCTCCAAGCGATGACTGTCTGTCTAGAGACCTTCTGA  
GCCACAGAGAGACGACATCAAAGCTTCTGAAACCCAGAATCCTTTTCTGGGTTTCTTTGCCCTTA  
CAAGATGTATGTGCATCTCTGCAGGAAGACAATGGTGTTCAGATAGAAAGCAAGTCCCCAAAGGAGATT  
ACACATGCTGTGACTTGGTTGTAATAAAGGAATGTAAGAAGAGTGGGACCCACCACACCTGAGCC  
CTCCCCAGCAGCACCTCGCCAGCACCCCGCATGGAGCAGGGAGCCCTGGCCTGTCCGAAGACTGTTCT  
GAGTCTCAGCAAACGCTGCAAGATCTTTGACCTTGAAGAAGCACTGGAAGTTCGTAAGCCTCAGTTCA  
TTTCTCGCTCACAAAGACGGCTGAAGAAGCTTGAACACATGGTCCAGCAGAGGAAAGCCAGCGGAAGGA  
GGACCTGAGGCAGAAGCAGAGCCTCCTTCCCATCCGCACCAGCAAGAAGCAGTTCACGATTTCCCATCCT  
CTGAGTGATAACTTGTCAAACCCAAAGAACGGTGCAATTCAGAGAAGGAGATGCATATGCGATCTAAGA  
GAATCTATGATAACTTGGCGGAAGTTAAAAAGAAAAAAGAAGAACAAGGAAAAGGGTGATCTTACAAAG  
TAACAGACTCCGTGCCGAAGTCTTCAAAAAGCAATTACTGGACCAGCTCCTTCAAAGGAATGCGGTC

AGCGGACCGACGCGTACGCGGCCGCTCGAGCAGAAACTCATCTCAGAAGAGGATCTGGCAGCAAATGATATCC  
TGGATTACAAGGATGACGACGATAAGGTTTAA

**Protein Sequence:** >RC223255 representing NM\_001004298  
Red=Cloning site Green=Tags(s)

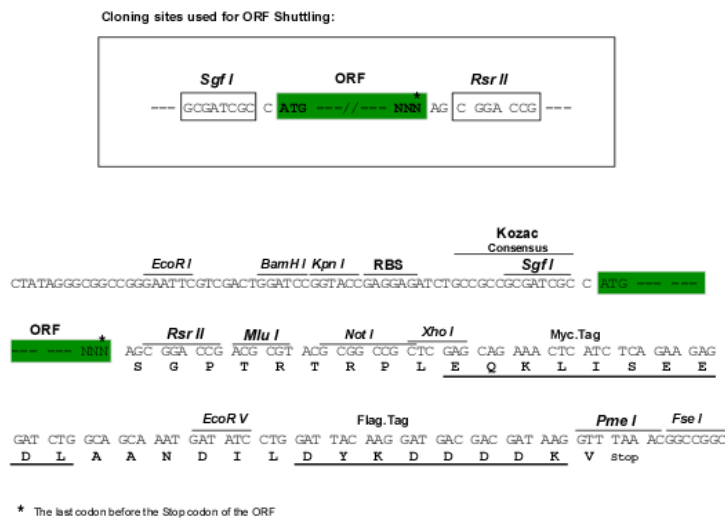
```
MLKLSGEGLRDSYHSRRDQIALKNLQSDVTEAKSDFTKETLASQNTKMISSIVISQMIDENKSRNENRSL
PLPCAIAQSRRAHAKQSLANRSGVNIHRAFALLPGRLGIPAPSDERGPEAELPPKEERPCGGPRRGFASI
TITARRVGP PARALVWGTAGDSLCPKCAEDTLFQAPPALANGAHPGRHQRSFACTEFSRNSSVRLKVP
EAHTGLCERRKYWVTHADDKETSFSPTPLSGKSPLVFSSCVHLRVSQQCPDSIYYVDKSLSVPIEPPQI
ASPKMHRSVLSLNLNCSHRLTADGVDGLVNRPISEALKQELLEGDQDLVGQRWNPGLQESHKQETPSL
RRVHLGTGACPWSGSFLENTELANVGANQVTVRKGEKDHTTHCHASDHANQLSIHIPGWSYRAVHTKVF
SGSSKRQQGEVCMVTSAPPVEQKPTRHFLPIGDSSPSDDCLSRDLSEPTERRHQSF LKPRILFPGFLCPL
QDVCASLQEDNGVQIESKFKGQDYTCDDL VVKIKECKKSEDPTTPEPSPAAPSPAPRDGAGSPGLSEDCS
ESQQTPARSLTLQEALEVRKQFISRSQERLKKLEHMQQRKAQRKEDLRQKQSLPIRTSKKQFTIPHP
LSDNLFKPKERCISEKEMHMRKRIYDNLPEVKKKKKEQQRKRVILQSNRLRAEVFKKQLLDQLLQRNAV
```

SGPTRRRLEQKLISEEDLAANDILDYKDDDDKV

**Chromatograms:** [https://cdn.origene.com/chromatograms/mk8073\\_e01.zip](https://cdn.origene.com/chromatograms/mk8073_e01.zip)

**Restriction Sites:** SgfI-RsrII

**Cloning Scheme:**



**ACCN:** NM\_001004298

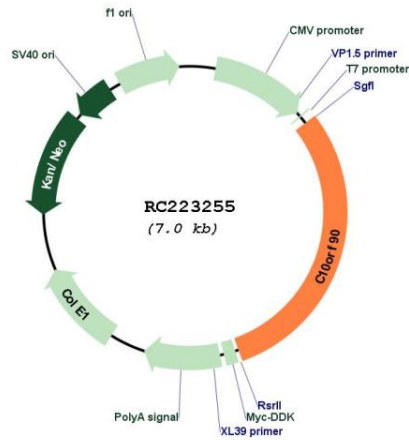
**ORF Size:** 2097 bp

**OTI Disclaimer:** The molecular sequence of this clone aligns with the gene accession number as a point of reference only. However, individual transcript sequences of the same gene can differ through naturally occurring variations (e.g. polymorphisms), each with its own valid existence. This clone is substantially in agreement with the reference, but a complete review of all prevailing variants is recommended prior to use. [More info](#)

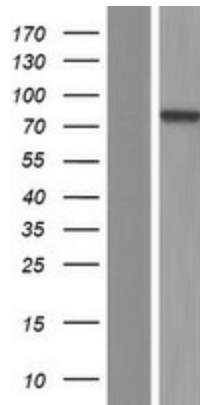
**OTI Annotation:** This clone was engineered to express the complete ORF with an expression tag. Expression varies depending on the nature of the gene.

<b>Components:</b>	The ORF clone is ion-exchange column purified and shipped in a 2D barcoded Matrix tube containing 10ug of transfection-ready, dried plasmid DNA (reconstitute with 100 ul of water).
<b>Reconstitution Method:</b>	<ol style="list-style-type: none"><li>1. Centrifuge at 5,000xg for 5min.</li><li>2. Carefully open the tube and add 100ul of sterile water to dissolve the DNA.</li><li>3. Close the tube and incubate for 10 minutes at room temperature.</li><li>4. Briefly vortex the tube and then do a quick spin (less than 5000xg) to concentrate the liquid at the bottom.</li><li>5. Store the suspended plasmid at -20°C. The DNA is stable for at least one year from date of shipping when stored at -20°C.</li></ol>
<b>RefSeq:</b>	<u><a href="#">NM_001004298.3</a></u>
<b>RefSeq Size:</b>	3097 bp
<b>RefSeq ORF:</b>	2100 bp
<b>Locus ID:</b>	118611
<b>UniProt ID:</b>	<u><a href="#">Q96M02</a></u>
<b>Cytogenetics:</b>	10q26.2
<b>MW:</b>	77.7 kDa
<b>Gene Summary:</b>	Tumor suppressor that is required to sustain G2/M checkpoint after DNA damage. Acts as a p53/TP53 activator by inhibiting MDM2 binding to p53/TP53 and stimulating non-proteolytic polyubiquitination of p53/TP53. Exhibits ubiquitin ligase (E3) activity and assemble ubiquitin polymers through 'Lys-11'- (K11-), 'Lys-29'- (K29-) and 'Lys-63'- (K63)-linkages, independently of the ubiquitin-conjugating enzyme (E2). Promotes p53/TP53-dependent transcription of CDKN1A/p21, leading to robust checkpoint response. Mediates CDKN1A/p21 protein stability in a ubiquitin-independent manner. Interacts with HDAC1 and prevents binding of HDAC1 to CDKN1A/p21 and facilitates the acetylation and stabilization of CDKN1A/p21 (By similarity). May have a role in the assembly of primary cilia (Probable).[UniProtKB/Swiss-Prot Function]

Product images:



Circular map for RC223255



Western blot validation of overexpression lysate (Cat# [LY424076]) using anti-DDK antibody (Cat# [TA50011-100]). Left: Cell lysates from untransfected HEK293T cells; Right: Cell lysates from HEK293T cells transfected with RC223255 using transfection reagent MegaTran 2.0 (Cat# [TT210002]).