

Product datasheet for RC223199

MBNL1 (NM_207297) Human Tagged ORF Clone

Product data:

Product Type:	Expression Plasmids
Product Name:	MBNL1 (NM_207297) Human Tagged ORF Clone
Tag:	Myc-DDK
Symbol:	MBNL1
Synonyms:	EXP; MBNL
Mammalian Cell Selection:	Neomycin
Vector:	pCMV6-Entry (PS100001)
E. coli Selection:	Kanamycin (25 ug/mL)
ORF Nucleotide Sequence:	>RC223199 representing NM_207297 Red=Cloning site Blue=ORF Green=Tags(s)

TTTTGTAATACGACTCACTATAGGGCGGCCGGAATTCGTCGACTGGATCCGGTACCGAGGAGATCTGCC
GCC**CGATCGCC**

ATGGCTGTTAGTGTACACCAATTCGGGACACAAAATGGCTAACACTGGAAGTATGTAGAGAGTTCCAGA
GGGGGACTTGCTCACGGCCAGACACGGAATGTAATTTGCACATCCTTCGAAAAGCTGCCAAGTTGAAAA
TGGACGAGTAATCGCCTGCTTTGATTTCATTGAAAGGCCGTTGCTCCAGGGAGAAGTCAAATATCTTCAT
CCACCCCCACATTTAAAAACGCAGTTGGAGATAAATGGACGCAATAACTTGATTCAGCAGAAGAATATGG
CCATGTTGGCCAGCAAATGCAACTAGCCAATGCCATGATGCCTGGTGGCCCATACAACCCGTGCCAAT
GTTTTTCAGTTGCACCAAGCTTAGCCACCAATGCATCAGCAGCCGCTTTAATCCCTATCTGGGACCTGTT
TCTCCAAGCCTGGTCCCAGCAGAGATCTTGCCGACTGCACCAATGTTGGTTACAGGGAATCCGGGTGCC
CTGTACCTGCAGCTGCTGCAGCTGCTGCACAGAAATTAATGCGAACAGACAGACTTGAGGTATGTCGAGA
GTACCAACGTGGCAATTGCAACCGAGGAGAAAAATGATTGTCGGTTTGCTCATCCTGCTGACAGCACAATG
ATTGACACCAATGACAACACAGTCACTGTGTATGGATTACATCAAAGGGAGATGCTCTCGGAAAAAGT
GCAAATACTTTTCATCCCCCTGCACATTTGCAAGCCAAGATCAAGGCTGCCAATACCAGGTCAACCAAGGC
TGCAGCTGCACAGGCTGCAGCCACCGCAGCTGCCATGGGAATTCCTCAAGCTGTACTTCCCCATTACCA
AAGAGGCTGCTCTTGAAAAAACCAACGGTGCCACCGCAGTCTTTAACACTGGTATTTTCCAATACCAAC
AGGCTCTAGCCAACATGCAGTTACAACAGCATAACAGCATTCTCCACCAGGCTCAATATTGTGCATGAC
ACCCGCTACAAGTGTGATACCCATAATATCTGCCGAACATCTGAC

ACGCGTACGCGGCCGCTCGAGCAGAACTCATCTCAGAAGAGGATCTGGCAGCAAATGATATCCTGGATT
ACAAGGATGACGACGATAAGGTTTAA



[View online »](#)

Protein Sequence: >RC223199 representing NM_207297
Red=Cloning site Green=Tags(s)

MAVSVTPIRDTKWLTLEVCREFQRGTC SRPDTECKFAHPSKSCQVENGRVIACFDSLKGRC SRENCKYLH
 PPPHLKTQLE INGRNLIQQKNMAMLAQQMQLANAMMPGAPLQPVPMF SVAPSLATNASAAAFNPYLGPV
 SPSLVPAEILPTAPMLVTGNPGVPVPA AAAAAAQKLMRTDRLEVCREYQRGNCNRGENDCRF AHPADSTM
 IDTNDNTVTVCMDYIKGRCSREKCKYFHPPAHLQAKIKAAQYQVNQAAAAQAAATAAAMGIPQAVLPPLP
 KRPALEKTINGATAVFNTGIFQYQQALANMQLQQHTAFLPPGSILCMT PATSV DTHNICRTSD

TRTRPLEQKLISEEDLAANDILDYKDDDDKV

Chromatograms: https://cdn.origene.com/chromatograms/mk8053_e06.zip

Restriction Sites: SgfI-MluI

Cloning Scheme:



ACCN: NM_207297

ORF Size: 1026 bp

OTI Disclaimer: The molecular sequence of this clone aligns with the gene accession number as a point of reference only. However, individual transcript sequences of the same gene can differ through naturally occurring variations (e.g. polymorphisms), each with its own valid existence. This clone is substantially in agreement with the reference, but a complete review of all prevailing variants is recommended prior to use. [More info](#)

OTI Annotation: This clone was engineered to express the complete ORF with an expression tag. Expression varies depending on the nature of the gene.

Components: The ORF clone is ion-exchange column purified and shipped in a 2D barcoded Matrix tube containing 10ug of transfection-ready, dried plasmid DNA (reconstitute with 100 ul of water).

Reconstitution Method:

1. Centrifuge at 5,000xg for 5min.
2. Carefully open the tube and add 100ul of sterile water to dissolve the DNA.
3. Close the tube and incubate for 10 minutes at room temperature.
4. Briefly vortex the tube and then do a quick spin (less than 5000xg) to concentrate the liquid at the bottom.
5. Store the suspended plasmid at -20°C. The DNA is stable for at least one year from date of shipping when stored at -20°C.

RefSeq: [NM_207297.2](#)

RefSeq Size: 5277 bp

RefSeq ORF: 1029 bp

Locus ID: 4154

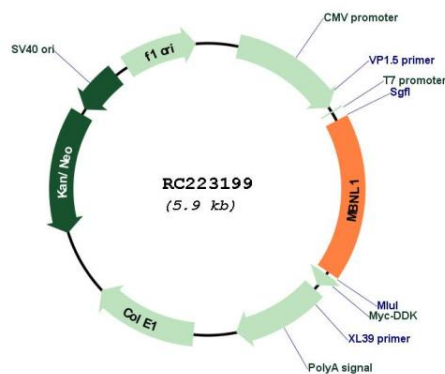
UniProt ID: [Q9NR56](#)

Cytogenetics: 3q25.1-q25.2

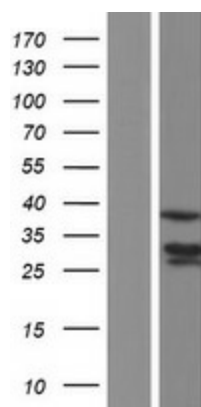
MW: 36.9 kDa

Gene Summary: This gene encodes a member of the muscleblind protein family which was initially described in *Drosophila melanogaster*. The encoded protein is a C3H-type zinc finger protein that modulates alternative splicing of pre-mRNAs. Muscleblind proteins bind specifically to expanded dsCUG RNA but not to normal size CUG repeats and may thereby play a role in the pathophysiology of myotonic dystrophy. Mice lacking this gene exhibited muscle abnormalities and cataracts. Several alternatively spliced transcript variants have been described but the full-length nature of only some have been determined. The different isoforms are thought to have different binding specificities and/or splicing activities. [provided by RefSeq, Sep 2015]

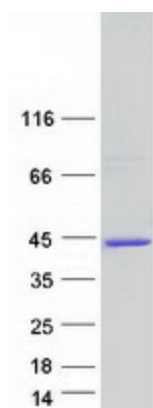
Product images:



Circular map for RC223199



Western blot validation of overexpression lysate (Cat# [LY404080]) using anti-DDK antibody (Cat# [TA50011-100]). Left: Cell lysates from untransfected HEK293T cells; Right: Cell lysates from HEK293T cells transfected with RC223199 using transfection reagent MegaTran 2.0 (Cat# [TT210002]).



Coomassie blue staining of purified MBNL1 protein (Cat# [TP323199]). The protein was produced from HEK293T cells transfected with MBNL1 cDNA clone (Cat# RC223199) using MegaTran 2.0 (Cat# [TT210002]).