

Product datasheet for **RC223149**

TTC39B (NM_152574) Human Tagged ORF Clone

Product data:

Product Type:	Expression Plasmids
Product Name:	TTC39B (NM_152574) Human Tagged ORF Clone
Tag:	Myc-DDK
Symbol:	TTC39B
Synonyms:	C9orf52
Mammalian Cell Selection:	Neomycin
Vector:	pCMV6-Entry (PS100001)
E. coli Selection:	Kanamycin (25 ug/mL)



[View online »](#)

ORF Nucleotide Sequence:

>RC223149 representing NM_152574
 Red=Cloning site Blue=ORF Green=Tags(s)

TTTTGTAATACGACTCACTATAGGGCGGCCGGAATTCGTCGACTGGATCCGGTACCGAGGAGATCTGCC
 GCC**CGCATCGCC**

ATGGCGCTCTTAGGCAGCCGAGCGGAGCTGGAAGCGGACGAGGACGTTTTCGAAGATGCCTTGAAACCA
 TCTCAATATCTTCTCACTCAGATATGGCAACAAGCAGCCTTCACTTTGCATCATGTGATACACAACAGGC
 GCCCAGACAGCGCGGAGCGTCTACTGTCAAGCAGTTCATCATCAACCAAGGTGGATCTCAAGAGTGGCCTC
 GAAGAATGTGCTGTGGCATTGAACCTATTTCTAAGCAACAATTTACAGACGCCTTAGAATTGCTTCGCC
 CCTGGGCTAAGGAGAGTATGTACCATGCCTTGGGCTACAGTACCATTGTGGTGTTCAGGCTGTCCTGAC
 CTTGAGCAACAGGACATCCAGAACGGCATTCTGCCATGAAGGACGCTTACAAACCTGCCAAAAATAC
 AGGAAAAATACACAGTTGTAGAATCTTCTCAAGTCTCTTTCTAGAGGATCCCTGGAGCAACTGAGTG
 AAGAGGAAATGCATGCTGAAATCTGTTATGCCGAGTGTCTCTACAGAAAGCTGCACTCACGTTTGTGCA
 GGATGAAATATGATCAACTTCATCAAAGTGGACTCAAATTAGAACAAGTTACCAATATATAAAGAA
 TGTCTTTCTATCCTGCATGAAATTCAGAAGAACAACCTCAGCAGGAATCTTCTATGAGTTTGAAGGGG
 GTGTCAAGCTTGGCAGTGGGCTTTAATTTGATGCTGTCCCTTTTACCAGCAAGGATTATCAGACTACT
 AGAATTTATTGGATTTTCTGGGAATAGGGAGTTGGGCTCCTGCAGTTACGTGAAGGTGCTTCAGGAAGG
 AGCATGAGGTCTGCAGTGTGCTGCTAACCATCTTAGCTTTTCACTTACATCTCCCTAATACTTGGTA
 CAGGAGAAGTGAATGTTGCGGAAGCAGAGCGTCTCCTGGCACCCTTCTCCAGCAGTTTCCAATGGCTC
 ACTCGTGTGTTTTATCATGCCGAATAGAGTTGCTGAAAGGGAATCTTGAAGAGGCACAAGAAGTATTT
 CAAAAATGCATTTCAAGTCAAGAAGAATGGAAACAGTTTACCATCTCTGCTACTGGGAGCTAATGTGGA
 TTAATGTTTTCCAACAAAACCTGGATGCAGGCATATTACTATTAGATCTGCTTTGCAAGAGAGATAAATG
 GTCCAAGGCAACTTATGTGTTCTTGAAAGCAGCAATTTGAGTATGCTTCCAGAGGAGGATGTAGTAGCA
 ACGAATGAGAATGTGGAACCTTTATTCAGACAGGTGGACAGCTTGAAGCAGAGAATTGCCGGAAATCTA
 TCCCTACTGAGAAGTTTCTGTGAGGAAGGCTCGGCGTACTCCGCTCCTTACCTGCACCTGTGAAGCT
 CATCTTACCTGCCCTGGAATGATGTATGTCTGGAATGGTTTTTCAATAGTGAGCAAAAAGAAAAGACCTT
 TCTGAAAATCTGTAGTAACTGTTGAAAAGCTGAGGCAGCTTACAAAGTCAAATTTTAAACAGCTTCT
 CTGTGGATGATGAGTCTTAGTGAAGTACTTAAAGGATGTTGCCTCAAGAACTTACAGCGGCCCTTGCA
 AGCTGAACTATGTTACAATCATGTTGTGAAAAGTAAAAGCTACTGAAGTATGACCACTACCTAGTGCCG
 TCACTCTATTTGAATTGCATCTTTGTATAAAAGCCAGGGGAAATTGACAAGGCCATAAAGTTCTAG
 AACTGCAAGGAACAACCTACAAAGATTACTCCCTGGAGTCCAGACTACACTTCAAGATTCAGGCAGCTCT
 TCACCTCTGGAGAAAACCTTCTCAGAT

ACGCGTACGCGGCCGCTCGAGCAGAAACTCATCTCAGAAGAGGATCTGGCAGCAATGATATCCTGGATT
 ACAAGGATGACGACGATAAGGTTTAA

Protein Sequence:

>RC223149 representing NM_152574
 Red=Cloning site Green=Tags(s)

MALLGSRAELEADEDVFEDELETISISSHSDMATSSLHFASCDTQQAPRQRGASTVSSSSSTKVDLKSGL
 EECAVALNLFSLNKFTDALELLRPWAKESMYHALGYSTIVVLQAVLTFEQQDIQNGISAMKDALQTCQKY
 RKKYTVVESFSSLLSRGSLEQLSEEEMHAEICYAECLLQKAALTFVQDENMINFIKGLKIRTSYQIYKE
 CLSILHEIQKNLQOEFYEFEGGVKLGSGAFNMLSLLPARIIRLLEF IGFSGNRELGLLQLREGASGR
 SMRSALCCLTILAFHTYISLILGTGEVNVAEERLLAPFLQFPNGSLVLFYHARIELLKGNLEEAQEVF
 QKCSIVQEEWKQFHHLCYWELMWINVFQQNMQAYYSDLLCKESKWSKATYVFLKAAILSMLPEEDVVA
 TNENVVTLFRQVDSLKQRIAGKSIPTEKFAVRKARRYSASLPAPVKLILPALEMMYVWNGFSIVSKRKDL
 SENLLVTVEKAEAAALQSQNFNSFSVDDECLVKLLKGCCLKNLQRPLQAELCYNHVVESEKLLKYDHVLP
 FTLFELASLYKSQGEIDKAIKFLETARNNYKDYSLESRLHFRIQAALHLWRKPSSD

TRTRPLEQKLISEEDLAANDILDYKDDDDKV

Chromatograms: https://cdn.origene.com/chromatograms/mg2950_h07.zip

Restriction Sites: SgfI-MluI

Cloning Scheme:



ACCN: NM_152574

ORF Size: 1848 bp

OTI Disclaimer: The molecular sequence of this clone aligns with the gene accession number as a point of reference only. However, individual transcript sequences of the same gene can differ through naturally occurring variations (e.g. polymorphisms), each with its own valid existence. This clone is substantially in agreement with the reference, but a complete review of all prevailing variants is recommended prior to use. [More info](#)

OTI Annotation: This clone was engineered to express the complete ORF with an expression tag. Expression varies depending on the nature of the gene.

Components: The ORF clone is ion-exchange column purified and shipped in a 2D barcoded Matrix tube containing 10ug of transfection-ready, dried plasmid DNA (reconstitute with 100 ul of water).

Reconstitution Method:

1. Centrifuge at 5,000xg for 5min.
2. Carefully open the tube and add 100ul of sterile water to dissolve the DNA.
3. Close the tube and incubate for 10 minutes at room temperature.
4. Briefly vortex the tube and then do a quick spin (less than 5000xg) to concentrate the liquid at the bottom.
5. Store the suspended plasmid at -20°C. The DNA is stable for at least one year from date of shipping when stored at -20°C.

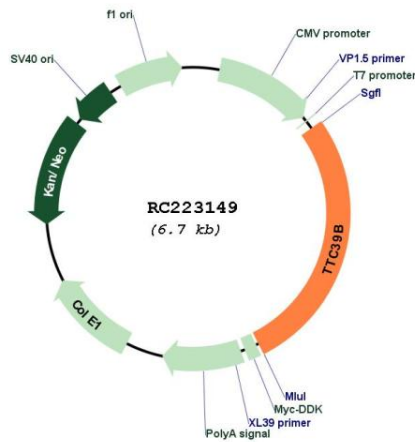
RefSeq: [NM_152574.1](#), [NP_689787.1](#)

RefSeq Size: 2428 bp

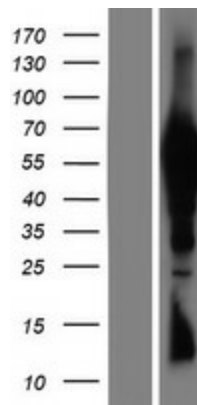
RefSeq ORF: 2049 bp

Locus ID: 158219
UniProt ID: [Q5VTQ0](#)
Cytogenetics: 9p22.3
MW: 76.8 kDa
Gene Summary: Regulates high density lipoprotein (HDL) cholesterol metabolism by promoting the ubiquitination and degradation of the oxysterols receptors LXR (NR1H2 and NR1H3). [UniProtKB/Swiss-Prot Function]


Product images:



Circular map for RC223149



Western blot validation of overexpression lysate (Cat# [LY407444]) using anti-DDK antibody (Cat# [TA50011-100]). Left: Cell lysates from untransfected HEK293T cells; Right: Cell lysates from HEK293T cells transfected with RC223149 using transfection reagent MegaTran 2.0 (Cat# [TT210002]).



Coomassie blue staining of purified TTC39B protein (Cat# [TP323149]). The protein was produced from HEK293T cells transfected with TTC39B cDNA clone (Cat# RC223149) using MegaTran 2.0 (Cat# [TT210002]).