OriGene Technologies, Inc.
9620 Medical Center Drive, Ste 200
Rockville, MD 20850, US
Phone: +1-888-267-4436
https://www.origene.com
techsupport@origene.com
EU: info-de@origene.com
CN: techsupport@origene.cn

Product datasheet for RC223073

TNK1 (NM_003985) Human Tagged ORF Clone

Product data:

Product Type:	Expression Plasmids
Product Name:	TNK1 (NM_003985) Human Tagged ORF Clone
Tag:	Myc-DDK
Symbol:	TNK1
Synonyms:	KOS1
Mammalian Cell Selection:	Neomycin
Vector:	pCMV6-Entry (PS100001)
E. coli Selection:	Kanamycin (25 ug/mL)

View online »

This product is to be used for laboratory only. Not for diagnostic or therapeutic use.
©2024 OriGene Technologies, Inc., 9620 Medical Center Drive, Ste 200, Rockville, MD 20850, US

ORF Nucleotide Sequence:

>RC223073 representing NM_003985
Red=Cloning site Blue=ORF Green=Tags(s)

TTTTGTAATACGACTCACTATAGGGCGGCCGGGAATTCGTCGACTGGATCCGGTACCGAGGAGATCTGCC
GCCGCGATCGCC

ATGCTTCCTGAGGCTGGCTCTCTGTGGCTACTGAAGCTGCTCCGGGACATCCAGTTGGCCCAGTTTTACT
GGCCCATCCTTGAGGAGCTTAATGTCACTCGGCCAGAGCACTTCGACTTTGTAAAGCCTGAGGACCTGGA
CGGCATTGGCATGGGCCGGCCTGCCCAGCGCAGACTGTCCGAAGCTCTGAAAAGGCTACGTTCTGGGCCT
AAGTCTAAGAACTGGGTCTACAAGATCCTTGGAGGTTTTGCCCCTGAGCACAAGGAGCCCACCCTGCCCT
CGGACAGCCCACGGCACCTCCCTGAGCCAGAGGGGGGCCTCAAGTGTCTGATCCCAGAGGGTGCTGTTTG
CAGAGGGGAGCTGCTGGGTTCAGGCTGCTTCGGTGTGGTGCACCGAGGGCTGTGGACGCTGCCCAGTGGC
AAGAGTGTCCCAGTGGCTGTCAAGTCCCTCCGGGTAGGTCCCGAAGGCCCGATGGGCACAGAACTGGGGG
ACTTCCTGCGAGAGGTATCGGTCATGATGAACTTGGAGCACCCACACGTGCTGCGTCTGCACGGCCTTGT
ACTGGGCCAGCCTCTGCAGATGGTGATGGAGCTGGCGCCACTGGGCTCCCTGCACGCGCGCCTAACGGCC
CCGGCCCCGACACCCCCGCTGCTCGTGGCCCTGCTCTGCCTCTTCCTGCGGCAGCTGGCGGGAGCCATGG
CGTACCTGGGGGCCCGCGGGCTGGTGCACCGAGACCTCGCTACGCGCAACCTACTGCTGGCGTCGCCGCG
CACCATCAAGGTGGCTGACTTCGGGCTGGTGCGGCCTCTGGGCGGTGCCCGGGGCCGCTACGTCATGGGC
GGGCCCCGCCCTATCCCCTACGCCTGGTGTGCCCCAGAGAGCCTGCGCCACGGAGCCTTCTCGTCTGCCT
CGGACGTGTGGATGTTTGGGGTGACGCTGTGGGAGATGTTCTCCGGGGGCGAGGAACCCTGGGCCGGGGT
CCCACCGTACCTCATCCTGCAGCGGCTGGAGGACAGAGCCCGGCTGCCTAGGCCTCCCCTCTGCTCCAGG
GCCCTCTACTCCCTCGCCTTGCGCTGCTGGGCCCCCCACCCTGCCGACCGGCCTAGCTTTTCCCACCTGG
AGGGGCTGCTGCAAGAGGCCGGGCCTTCGGAAGCATGTTGTGTGAGGGATGTCACAGAACCAGGCGCCCT
GAGGATGGAGACTGGTGACCCCATCACAGTCATCGAGGGCAGCCCCGACTCCACAATCTGGAAGGGCCAG
AATGGTCGCACCTTCAAAGTGGGCAGCTTCCCAGCCTCGGCAGTGACGCTGGCAGATGCGGGGGGCTTGC
CAGCCACCCGTCCAGTCCACAGAGGCACCCCTGCCCGGGGAGATCAACACCCAGGAAGCATAGATGGAGA
CAGAAAGAAGGCAAATCTTTGGGATGCGCCCCCAGCACGGGGCCAGAGGAGGAACATGCCCCTGGAGAGG
ATGAAAGGCATTTCCAGGAGTCTGGAGTCAGTTCTGTCCCTCGGTCCTCGTCCCACAGGGGGTGGTTCAA
GCCCCCCTGAAATTCGACAAGCCAGAGCTGTGCCCCAGGGACCTCCAGGCCTGCCTCCACGCCCACCTTT
ATCCTCTAGCTCTCCTCAGCCCAGCCAGCCCTCTAGGGAGAGGCTTCCCTGGCCCAAAAGAAAACCCCCA
CACAATCACCCCATGGGAATGCCTGGAGCCCGTAAAGCCGCTGCCCTCTCTGGAGGCCTCTTGTCCGATC
CTGAGTTGCAGAGGAAGATTATGGAGATGGAGCTGAGTGTGCATGGGGTCACCCACCAGGAGTGCCAGAC
AGCACTAGGAGCCACTGGGGGAGATGTGGTTTCTGCCATCCGGAACCTCAAGGTAGATCAGCTCTTCCAC
CTGAGTAGCCGGTCCAGAGCTGACTGCTGGCGCATCCTGGAGCATTACCAGTGGGACCTCTCAGCTGCCA
GCCGCTATGTCCTGGCCAGGCCC

ACGCGTACGCGGCCGCTCGAGCAGAAACTCATCTCAGAAGAGGATCTGGCAGCAAATGATATCCTGGATT
ACAAGGATGACGACGATAAGGTTTAA

This product is to be used for laboratory only. Not for diagnostic or therapeutic use.
©2024 OriGene Technologies, Inc., 9620 Medical Center Drive, Ste 200, Rockville, MD 20850, US

Protein Sequence:

```
>RC223073 representing NM_003985
Red=Cloning site Green=Tags(s)

MLPEAGSLWLLKLLRDIQLAQFYWPILEELNVTRPEHFDFVKPEDLDGIGMGRPAQRRLSEALKRLRSGP
KSKNWVYKILGGFAPEHKEPTLPSDSPRHLPEPEGGLKCLIPEGAVCRGELLGSGCFGVVHRGLWTLPSG
KSVPVAVKSLRVGPEGPMGTELGDFLREVSVMMNLEHPHVLRLHGLVLGQPLQMVMELAPLGSLHARLTA
PAPTPPLLVALLCLFLRQLAGAMAYLGARGLVHRDLATRNLLLASPRTIKVADFGLVRPLGGARGRYVMG
GPRPIPYAWCAPESLRHGAFSSASDVWMFGVTLWEMFSGGEEPWAGVPPYLILQRLEDRARLPRPPLCSR
ALYSLALRCWAPHPADRPSFSHLEGLLQEAGPSEACCVRDVTEPGALRMETGDPITVIEGSPDSTIWKGQ
NGRTFKVGSFPASAVTLADAGGLPATRPVHRGTPARGDQHPGSIDGDRKKANLWDAPPARGQRRNMPLER
MKGISRSLESVLSLGPRPTGGGSSPPEIRQARAVPQGPPGLPPRPPLSSSSPQPSQPSRERLPWPKRKPP
HNHPMGMPGARKAAALSGGLLSDPELQRKIMEMELSVHGVTHQECQTALGATGGDVVSAIRNLKVDQLFH
LSSRSRADCWRILEHYQWDLSAASRYVLARP

TRTRPLEQKLISEEDLAANDILDYKDDDDKV
```

Chromatograms: https://cdn.origene.com/chromatograms/mk6104_b08.zip

Restriction Sites: SgfI-MluI

Cloning Scheme:

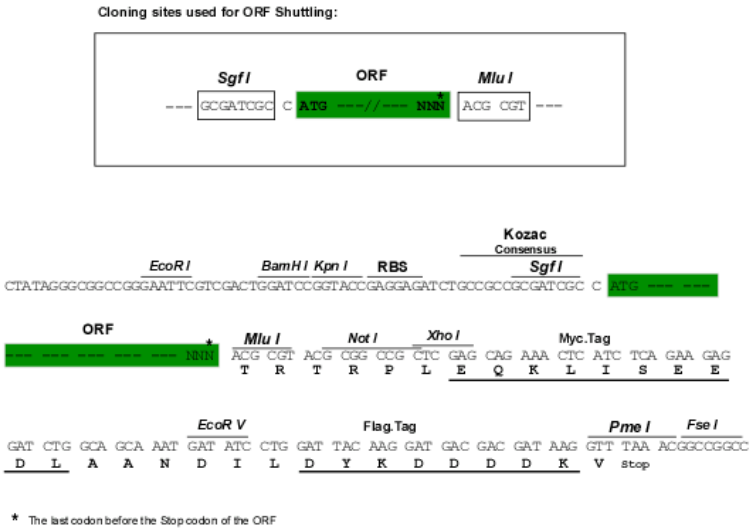

ACCN: NM_003985

ORF Size: 1983 bp

OTI Disclaimer: The molecular sequence of this clone aligns with the gene accession number as a point of reference only. However, individual transcript sequences of the same gene can differ through naturally occurring variations (e.g. polymorphisms), each with its own valid existence. This clone is substantially in agreement with the reference, but a complete review of all prevailing variants is recommended prior to use. More info

OTI Annotation: This clone was engineered to express the complete ORF with an expression tag. Expression varies depending on the nature of the gene.

Components: The ORF clone is ion-exchange column purified and shipped in a 2D barcoded Matrix tube containing 10ug of transfection-ready, dried plasmid DNA (reconstitute with 100 ul of water).

This product is to be used for laboratory only. Not for diagnostic or therapeutic use.
©2024 OriGene Technologies, Inc., 9620 Medical Center Drive, Ste 200, Rockville, MD 20850, US

Reconstitution Method:	1. Centrifuge at 5,000xg for 5min. 2. Carefully open the tube and add 100ul of sterile water to dissolve the DNA. 3. Close the tube and incubate for 10 minutes at room temperature. 4. Briefly vortex the tube and then do a quick spin (less than 5000xg) to concentrate the liquid at the bottom. 5. Store the suspended plasmid at -20°C. The DNA is stable for at least one year from date of shipping when stored at -20°C.
Note:	Plasmids are not sterile. For experiments where strict sterility is required, filtration with 0.22um filter is required.
RefSeq:	NM_003985.5
RefSeq Size:	2771 bp
RefSeq ORF:	1986 bp
Locus ID:	8711
UniProt ID:	Q13470
Cytogenetics:	17p13.1
Domains:	pkinase, TyrKc, SH3, S_TKc
Protein Families:	Druggable Genome, Protein Kinase
MW:	71.7 kDa
Gene Summary:	The protein encoded by this gene belongs to the tyrosine protein kinase family. Tyrosine protein kinases are important regulators of intracellular signal transduction pathways, mediating cellular proliferation, survival, and development. This gene is highly expressed in fetal tissues and at lower levels in few adult tissues, thus may function in signaling pathways utilized broadly during fetal development, and more selectively in adult tissues. It plays a negative regulatory role in the Ras-Raf1-MAPK pathway, and knockout mice have been shown to develop spontaneous tumors, suggesting a role as a tumor suppressor gene. Alternatively spliced transcript variants encoding different isoforms have been found for this gene. [provided by RefSeq, Oct 2011]

This product is to be used for laboratory only. Not for diagnostic or therapeutic use.
©2024 OriGene Technologies, Inc., 9620 Medical Center Drive, Ste 200, Rockville, MD 20850, US

Product images:

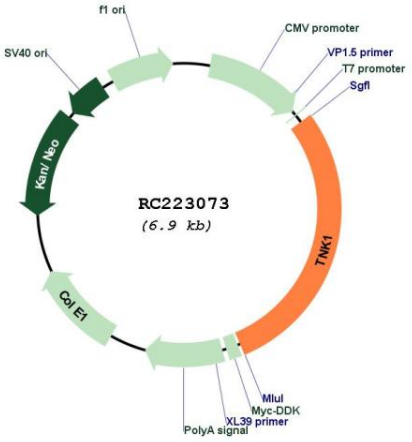

Circular map for RC223073



Western blot validation of overexpression lysate (Cat# [LY401305]) using anti-DDK antibody (Cat# [TA50011-100]). Left: Cell lysates from un-transfected HEK293T cells; Right: Cell lysates from HEK293T cells transfected with RC223073 using transfection reagent MegaTran 2.0 (Cat# [TT210002]).

This product is to be used for laboratory only. Not for diagnostic or therapeutic use.
©2024 OriGene Technologies, Inc., 9620 Medical Center Drive, Ste 200, Rockville, MD 20850, US