

Product datasheet for **RC223056**

AKR1D1 (NM_005989) Human Tagged ORF Clone

Product data:

Product Type: Expression Plasmids
Product Name: AKR1D1 (NM_005989) Human Tagged ORF Clone
Tag: Myc-DDK
Symbol: AKR1D1
Synonyms: 3o5bred; CBAS2; SRD5B1
Mammalian Cell Selection: Neomycin
Vector: pCMV6-Entry (PS100001)
E. coli Selection: Kanamycin (25 ug/mL)
ORF Nucleotide Sequence: >RC223056 representing NM_005989
Red=Cloning site Blue=ORF Green=Tags(s)

TTTTGTAATACGACTCACTATAGGGCGGCCGGAATTCGTCGACTGGATCCGGTACCGAGGAGATCTGCC
GCC**CGGATCGCC**

ATGGATCTCAGTGCTGCAAGTCACCGCATACCTCTAAGTGATGGAACAGCATTCCCATCATCGGACTTG
GTACCTACTCAGAACCTAAATCGACCCCTAAGGGAGCCTGTGCAACATCGGTGAAGGTTGCTATTGACAC
AGGGTACCGACATATTGATGGGGCTACATCTACCAAAATGAACACGAAGTTGGGGAGGCCATCAGGGAG
AAGATAGCAGAAGGAAAGGTGCGGAGGGAAGATATCTTCTACTGTGAAAGCTATGGGCTACAAATCATG
TCCCAGAGATGGTCCGCCAACCTGGAGAGGACACTCAGGGTCTCCAGCTAGATTATGTGGATCTTTA
CATCATTGAAGTACCCATGGCCTTTAAGCCAGGAGATGAAATATACCCTAGAGATGAGAATGGCAAATGG
TTATATCACAAGTCAAATCTGTGTGCCACTTGGGAGGCGATGGAAGCTTGCAAAGACGCTGGCTTGGTGA
AATCCCTGGGAGTGCCAATTTAAACCGCAGGCAGCTGGAGCTCATCCTGAACAAGCCAGGACTCAAACA
CAAGCCAGTCAGCAACCAGGTTGAGTGCCATCCGTATTTACCCAGCCAAAACCTTTGAAATTTGCCAA
CAACATGACATTGTCATTACTGCATATAGCCCTTTGGGGACCAGTAGGAATCCAATCTGGGTGAATGTTT
CTTCTCCACCTTTGTTAAAGGATGCACTTCTAACTCATTGGGAAAAGGTACAATAAGACAGCAGCTCA
AATTGTTTTGCGTTTCAACATCCAGCGAGGGGTGGTTGTCATTCTAAAAGCTTTAATCTTGAAAGGATC
AAAGAAAATTTTCAGATCTTTGACTTTTCTCTACTGAAGAAGAAATGAAGGACATTGAAGCCTTGAATA
AAAATGTCGCTTTGTAGAATTGCTCATGTGGCGGATCATCTGAATACCCATTTTCATGATGAATAC

ACGCGTACGCGGCCGCTCGAGCAGAAACTCATCTCAGAAGAGGATCTGGCAGCAAATGATATCCTGGATT
ACAAGGATGACGACGATAAGGTTTAA



[View online »](#)

Protein Sequence: >RC223056 representing NM_005989
Red=Cloning site Green=Tags(s)

MDLSAASHRIPLSDGNSIPIIIGLTYSEPKSTPKGACATSVKVAIDTGYRHIDGAYIYQNEHEVGEAIRE
 KIAEGKVRREDIFYCGKLWATNHVPEMRPTLERTLRVLQLDYVDLYIIEVPMFAFKPGDEIYPRDENGKW
 LYHKSNLKATWEAMEACKDAGLVKSLGVSNFNRRQLELILNKPGKHKPVSNQVECHPYFTQPKLLKFCQ
 QHDIVITAYSPLGTSRNPiWVNVSSPPLLKDALLNSLGKRYNKAAQIVLRFNIQRGVVVIKPSFNLERI
 KENFQIFDFSLTEEMKDIEALNKNVRFVELLMWRDHPEYPFHDEY

TRTRPLEQKLISEEDLAANDILDYKDDDDKV

Chromatograms: https://cdn.origene.com/chromatograms/mk6110_f03.zip

Restriction Sites: SgfI-MluI

Cloning Scheme:



ACCN: NM_005989

ORF Size: 978 bp

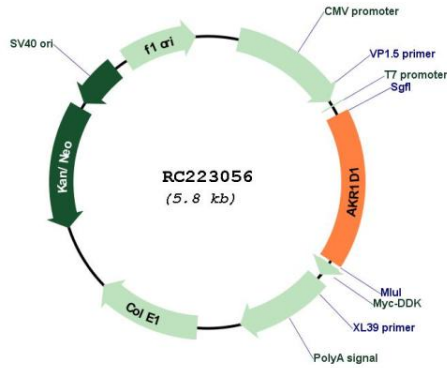
OTI Disclaimer: The molecular sequence of this clone aligns with the gene accession number as a point of reference only. However, individual transcript sequences of the same gene can differ through naturally occurring variations (e.g. polymorphisms), each with its own valid existence. This clone is substantially in agreement with the reference, but a complete review of all prevailing variants is recommended prior to use. [More info](#)

OTI Annotation: This clone was engineered to express the complete ORF with an expression tag. Expression varies depending on the nature of the gene.

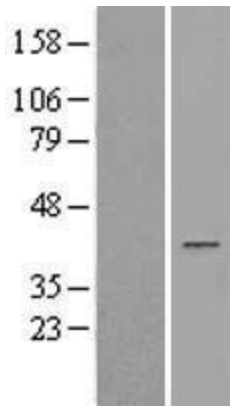
Components: The ORF clone is ion-exchange column purified and shipped in a 2D barcoded Matrix tube containing 10ug of transfection-ready, dried plasmid DNA (reconstitute with 100 ul of water).

Reconstitution Method:	<ol style="list-style-type: none">1. Centrifuge at 5,000xg for 5min.2. Carefully open the tube and add 100ul of sterile water to dissolve the DNA.3. Close the tube and incubate for 10 minutes at room temperature.4. Briefly vortex the tube and then do a quick spin (less than 5000xg) to concentrate the liquid at the bottom.5. Store the suspended plasmid at -20°C. The DNA is stable for at least one year from date of shipping when stored at -20°C.
RefSeq:	NM_005989.4
RefSeq Size:	2692 bp
RefSeq ORF:	981 bp
Locus ID:	6718
UniProt ID:	P51857
Cytogenetics:	7q33
Domains:	aldo_ket_red
Protein Families:	Druggable Genome
Protein Pathways:	Androgen and estrogen metabolism, C21-Steroid hormone metabolism, Metabolic pathways, Primary bile acid biosynthesis
MW:	37.2 kDa
Gene Summary:	The enzyme encoded by this gene is responsible for the catalysis of the 5-beta-reduction of bile acid intermediates and steroid hormones carrying a delta(4)-3-one structure. Deficiency of this enzyme may contribute to hepatic dysfunction. Three transcript variants encoding different isoforms have been found for this gene. Other variants may be present, but their full-length natures have not been determined yet. [provided by RefSeq, Jul 2010]


Product images:



Circular map for RC223056



Western blot validation of overexpression lysate (Cat# [LY401810]) using anti-DDK antibody (Cat# [TA50011-100]). Left: Cell lysates from untransfected HEK293T cells; Right: Cell lysates from HEK293T cells transfected with RC223056 using transfection reagent MegaTran 2.0 (Cat# [TT210002]).



Coomassie blue staining of purified AKR1D1 protein (Cat# [TP323056]). The protein was produced from HEK293T cells transfected with AKR1D1 cDNA clone (Cat# RC223056) using MegaTran 2.0 (Cat# [TT210002]).