

Product datasheet for **RC223017**

CTNND1 (NM_001085463) Human Tagged ORF Clone

Product data:

Product Type:	Expression Plasmids
Product Name:	CTNND1 (NM_001085463) Human Tagged ORF Clone
Tag:	Myc-DDK
Symbol:	CTNND1
Synonyms:	BCDS2; CAS; CTNND; p120; p120(CAS); p120(CTN); P120CAS; P120CTN
Vector:	pCMV6-Entry (PS100001)
E. coli Selection:	Kanamycin (25 ug/mL)
Cell Selection:	Neomycin



[View online »](#)

ORF Nucleotide Sequence:

>RC223017 representing NM_001085463
 Red=Cloning site Blue=ORF Green=Tags(s)

TTTTGTAATACGACTCACTATAGGGCGGCCGGAATTCGTGACTGGATCCGGTACCGAGGAGATCTGCC
 GCC**GCGATCGCC**

ATGCAGGAGCCGGGCGAGATTGTGGAGACCTACACGGAGGAGGATCCTGAGGGAGCCATGTCTGTAGTCT
 CTGTGGAGACCTCAGATGATGGGACCACTCGGCCGCACAGAGACCACGGTCAAGAAAGTAGTGAAGACTGT
 GACAACACGAGACGTACAGCCAGTCGCTATGGGACCAGACGGGTTGCCTGTGGATGCTTCATCAGTTTCT
 AACAACTATATCCAGACTTTGGGTCTGATTTCCGCAAGAATGGCAATGGGGGACCTGGTCCCTATGTGG
 GGCAAGCTGGCACTGCTACCTTCTTAGGAACCTCCACTACCTCCTGATGGTTATAGTCGCCACTATGA
 AGATGGTTATCCAGGTGGCAGTGATAACTATGGCAGTCTGTCCCAGGATGACCCGATTGAGGAGCGGTAT
 AGGCCAGCATGGAAGGCTACCGGGCACCTAGTAGACAGGATGTGTATGGGCCCCAACCCAGGTTCCGG
 TAGGTGGGAGCAGCGTGGATCTGCATCGCTTTCATCCAGAGCCTTATGGGCTAGAGGATGACCAGCGTAG
 TATGGGCTATGATGACCTGGATTATGGTATGATGTCTGATTATGGCACTGCCCGTCCGACTGGGACACCC
 TCTGACCCTCGTCGGCGCCTCAGGAGCTATGAAGACATGATTGGTGAGGAGGTGCCATCGGATCAATACT
 ACTGGGCTCCTTTGGCCAGCATGAGCGAGGAAGTTTAGCAAGCTTGGATAGCCTGCGCAAGGAGGGCC
 TCCACCTCCTAATTGGAGACAGCCAGAGCTGCCAGAGGTGATCGCCATGCTTGGATTCCGCTTGGATGCT
 GTCAAGTCCAATGCAGCTGCATACCTGCAACACTTATGCTACCGCAATGACAAGGTGAAGACTGACGTGC
 GGAAGCTCAAGGGCATCCAGTACTGGTGGGATTGTTAGACCATCCCAAAAAGGAAGTGCACCTTGGAGC
 CTGTGGAGCTCTCAAGAATATCTCTTTGGACGTGACCAGGATAACAAGATTGCCATAAAAACTGTGAT
 GGTGTGCCTGCCCTTGTGCGATTGCTTCGAAAGGCTCGTGATATGGACCTTACTGAAGTTATTACCGGAA
 CCCTGTGGAATCTTTCATCCCATGACTCAATCAAAATGGAGATTGTGGACCATGCATGCCATCCCTTGAC
 AGATGAAGTGATCATTCCCTCATTCTGGTTGGGAGCGGGAACCTAATGAAGACTGTAAGCCACGCCATATT
 GAGTGGGAATCGGTGCTACCAACACAGCTGGCTGCCTTAGGAATGTAAGCTCAGAGAGGAGTGAAGCTC
 GCCGAAACTTCGGGAATGTGATGGTTTAGTTGATGCCCTCATTTCATTGTTTCAGGCTGAGATTGGGCA
 GAAGGATTCAGACAGCAAGCTTGTAGAGAACTGTGTTGCCTTCTCGGAACTTATCATATCAAGTTCAC
 CGGGAGATCCCACAGGCAGAGCGTTACCAAGAGGCAGCTCCCAATGTTGCCAACAATACTGGCCACATG
 CTGCCAGTTGCTTTGGGGCAAGAAGGGCAAAGATGAGTGGTTCTCCAGAGGGAAAAACCTATAGAGGA
 TCCAGCAAACGATACAGTGGATTCCCTAAAAGAACGAGTCCAGCTCGAGGCTATGAGCTCTTATTTCCAG
 CCAGAGGTGGTTCGGATATACATCTCACTTCTTAAAGGAGAGCAAGACTCCTGCCATCCTAGAAGCCTCAG
 CTGGAGCTATCCAGAACTGTGTGCTGGGCGCTGGACGTATGGTCGATACATCCGCTCTGCTCTGGTCA
 AGAGAAGGCTCTTCTGCCATAGCTGACCTCCTGACTAATGAACATGAACGGGTGGTGAAGCTGCATCT
 GGAGCACTGAGAAACCTGGCTGTGGATGCTCGCAACAAAGAAATTAATTGGTAAACATGCTATTCTAACT
 TGGTAAAGAACTGCCAGGAGGACAGCAGAACTCCTCTTGGAAATTTCTCTGAGGACACTGTCATCTCTAT
 TTTGAACACTATCAACGAGGTTATCGCTGAGAACTTGGAGGCTGCCAAAAAGCTTCGAGAGACACAGGGT
 ATTGAGAAAGCTGGTGTGATCAACAAATCAGGGAACCGCTCAGAAAAAGAAGTTCGAGCAGCAGCACTTG
 TATTACAGACAACTCTGGGGATATAAGGAACTGCGGAAGCCACTGGAAAAAGAAGGATGGAAGAAATCAGA
 CTTTCAGGTGAATCTAAACAATGCTTCCGAAAGCCAGAGCAGTATTTCATATGATGATAGTACTCTCCCT
 CTCATTGACCGGAACCAAAAATCAGATAAGAAACCTGATCGGGAAGAAATTCAGATGAGCAATATGGGAT
 CAAACACAAAATCACTAGATAACAATATTCCACACCAAATGAGAGAGGAGACCACAATAGAACACTGGA
 TCGATCGGGGATCTAGGCGACATGGAGCCATTGAAGGGAACAACACCCTTGTGACAGGACGAGGGGCGAG
 GAATCTCTGGAGGAAGAGTTGGATGTGTTGGTTTGGATGATGAGGGGGGCAAGTGTCTTACCCTCCA
 TGCAGAAGATT

ACGCGTACGCGGCCGCTCGAGCAGAAACTCATCTCAGAAGAGGATCTGGCAGCAATGATATCCTGGATT
 ACAAGGATGACGACGATAAGGTTTAA

Protein Sequence: >RC223017 representing NM_001085463

Red=Cloning site Green=Tags(s)

MQEPGQIVETYTEEDPEGAMSVSVETSDDGTTTRRTETTvkKvKvKvTtTRTVQPVAMGPDGLPVDASSVS
 NNYIQTlGRDFRkNGNGGPGPYVgQAGTATlPRNFHYPPDGYSRHYEDGYPGGSDNYGSLSRVTRIEERY
 RPSMEGYRAPSrQDVYGPQqVrVgSSVDLHRFHPEPYGLEDDQRSMGYDDLdYGMMSDYGTARRTGTP
 SDPRRRLRSYEDMIGEEVPSDQYYWAPLAQHERGSLASLDSLrKGGPPPNWRQPElPEVIAMlGFRlDA
 VKSNAAAyLQHLcYRNdkVKTDvRklKGIPVlVGLLDHPKKEVHLGACGALKNISfGRDQDNKIAIKNCD
 GVPALvRLLRkARDMDL TEVITGTLWNLSSHDSIKMEIVDHAlHALTDEVIIPHSGWEREPNEDCKPRHI
 EWESVlTNTAGclRNvSSERSEARRklRECDGLVDAlFIVQAEIGQKSDSKLVENCvCLLRNLsYQVH
 REIPQAERYQEAAPNVANNTGPHAASCFGAKKkDEWfSRGKKPIEDPANDTVDFPKRTSPARGYELLFQ
 PEVVRIYISLLKESKTPAILEASAGAIQNLcAGRwTYGRYIRsALRQEKAlSAIADLLTNEHERVvKAAS
 GALRNlAVDARNkELIGkHAIPNLvKNlPGGQqNSSWnfSEdTVISILNTINEVIAENLEAAKkLRETQg
 IEKLVLINKSGNRSEKEVRAAAVLQTIWGYKELRKPLEKEGWKkSDFQVNLNNASRSQSSHSYDDSTLP
 LIDRNQSDKKPDREEIQMSNMGSNTKSLDNNYSTPNERGDHNRTLDRSGDLGDMEPLKGTTPLMQDEGQ
 ESLEEEELDVLVLDDDEGGQVSYPsmQKI

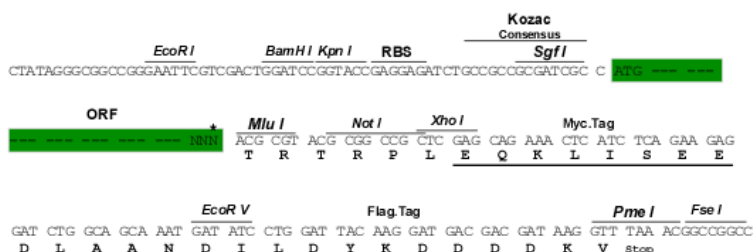
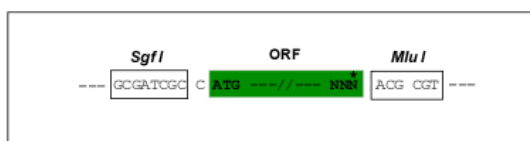
TRTRPLEQKLISEEDLAANDILDYKDDDDKv

Restriction Sites:

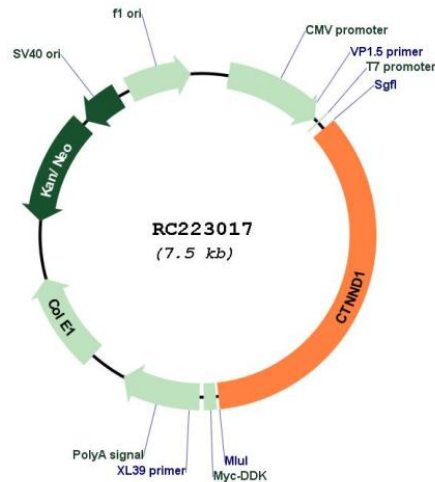
Sgfl-MluI

Cloning Scheme:

Cloning sites used for ORF Shuttling:



* The last codon before the Stop codon of the ORF

Plasmid Map:


ACCN: NM_001085463

ORF Size: 2601 bp

OTI Disclaimer: The molecular sequence of this clone aligns with the gene accession number as a point of reference only. However, individual transcript sequences of the same gene can differ through naturally occurring variations (e.g. polymorphisms), each with its own valid existence. This clone is substantially in agreement with the reference, but a complete review of all prevailing variants is recommended prior to use. [More info](#)

OTI Annotation: This clone was engineered to express the complete ORF with an expression tag. Expression varies depending on the nature of the gene.

Components: The ORF clone is ion-exchange column purified and shipped in a 2D barcoded Matrix tube containing 10ug of transfection-ready, dried plasmid DNA (reconstitute with 100 ul of water).

Reconstitution Method:

1. Centrifuge at 5,000xg for 5min.
2. Carefully open the tube and add 100ul of sterile water to dissolve the DNA.
3. Close the tube and incubate for 10 minutes at room temperature.
4. Briefly vortex the tube and then do a quick spin (less than 5000xg) to concentrate the liquid at the bottom.
5. Store the suspended plasmid at -20°C. The DNA is stable for at least one year from date of shipping when stored at -20°C.

RefSeq: [NM_001085463.1](#), [NP_001078932.1](#)

RefSeq Size: 5882 bp

RefSeq ORF: 2604 bp

Locus ID: 1500

UniProt ID: [O60716](#)

Cytogenetics: 11q12.1

Protein Families: Druggable Genome

Protein Pathways: Adherens junction, Leukocyte transendothelial migration

MW: 96.5 kDa

Gene Summary: This gene encodes a member of the Armadillo protein family, which function in adhesion between cells and signal transduction. Multiple translation initiation codons and alternative splicing result in many different isoforms being translated. Not all of the full-length natures of the described transcript variants have been determined. Read-through transcription also exists between this gene and the neighboring upstream thioredoxin-related transmembrane protein 2 (TMX2) gene. [provided by RefSeq, Dec 2010]