

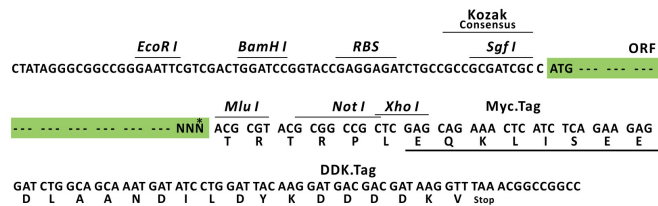
## Product datasheet for RC222515L1

### ACOX3 (NM\_003501) Human Tagged Lenti ORF Clone

#### Product data:

Product Type:	Expression Plasmids
Product Name:	ACOX3 (NM_003501) Human Tagged Lenti ORF Clone
Tag:	Myc-DDK
Symbol:	ACOX3
Mammalian Cell Selection:	None
Vector:	pLenti-C-Myc-DDK (PS100064)
E. coli Selection:	Chloramphenicol (34 ug/mL)
ORF Nucleotide Sequence:	The ORF insert of this clone is exactly the same as(RC222515).
Restriction Sites:	Sgfl-MluI
Cloning Scheme:	

Cloning sites used for ORF Shuttling:



\* The last codon before the Stop codon of the ORF.

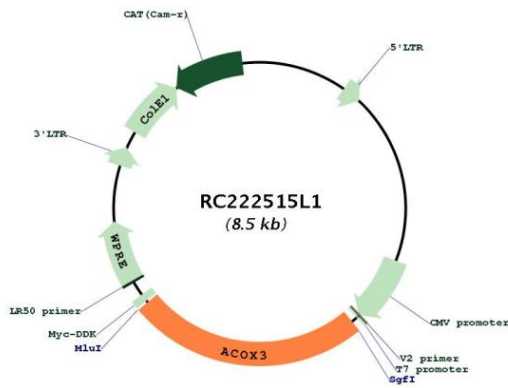
ACCN:	NM_003501
ORF Size:	2100 bp



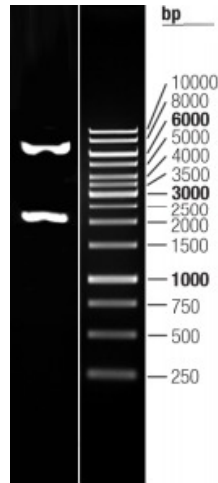
[View online >](#)

<b>OTI Disclaimer:</b>	The molecular sequence of this clone aligns with the gene accession number as a point of reference only. However, individual transcript sequences of the same gene can differ through naturally occurring variations (e.g. polymorphisms), each with its own valid existence. This clone is substantially in agreement with the reference, but a complete review of all prevailing variants is recommended prior to use. <a href="#">More info</a>
<b>OTI Annotation:</b>	This clone was engineered to express the complete ORF with an expression tag. Expression varies depending on the nature of the gene.
<b>Components:</b>	The ORF clone is ion-exchange column purified and shipped in a 2D barcoded Matrix tube containing 10ug of transfection-ready, dried plasmid DNA (reconstitute with 100 ul of water).
<b>Reconstitution Method:</b>	<ol style="list-style-type: none"><li>1. Centrifuge at 5,000xg for 5min.</li><li>2. Carefully open the tube and add 100ul of sterile water to dissolve the DNA.</li><li>3. Close the tube and incubate for 10 minutes at room temperature.</li><li>4. Briefly vortex the tube and then do a quick spin (less than 5000xg) to concentrate the liquid at the bottom.</li><li>5. Store the suspended plasmid at -20°C. The DNA is stable for at least one year from date of shipping when stored at -20°C.</li></ol>
<b>RefSeq:</b>	<a href="#">NM_003501.1</a>
<b>RefSeq Size:</b>	2415 bp
<b>RefSeq ORF:</b>	2103 bp
<b>Locus ID:</b>	8310
<b>UniProt ID:</b>	<a href="#">O15254</a>
<b>Cytogenetics:</b>	4p16.1
<b>Domains:</b>	ACOX, Acyl-CoA_dh
<b>Protein Pathways:</b>	alpha-Linolenic acid metabolism, Biosynthesis of unsaturated fatty acids, Fatty acid metabolism, Metabolic pathways, PPAR signaling pathway
<b>MW:</b>	77.4 kDa
<b>Gene Summary:</b>	Acyl-Coenzyme A oxidase 3 also known as pristanoyl -CoA oxidase (ACOX3) is involved in the desaturation of 2-methyl branched fatty acids in peroxisomes. Unlike the rat homolog, the human gene is expressed in very low amounts in liver such that its mRNA was undetectable by routine Northern-blot analysis or its product by immunoblotting or by enzyme activity measurements. However the human cDNA encoding a 700 amino acid protein with a peroxisomal targeting C-terminal tripeptide S-K-L was isolated and is thought to be expressed under special conditions such as specific developmental stages or in a tissue specific manner in tissues that have not yet been examined. [provided by RefSeq, Jul 2008]

Product images:



Circular map for RC222515L1



Double digestion of RC222515L1 using SgfI and MluI