

## Product datasheet for **RC222279**

### HS3ST6 (NM\_001009606) Human Tagged ORF Clone

#### Product data:

**Product Type:** Expression Plasmids  
**Product Name:** HS3ST6 (NM\_001009606) Human Tagged ORF Clone  
**Tag:** Myc-DDK  
**Symbol:** HS3ST6  
**Synonyms:** 3-OST-6; HS3ST5  
**Mammalian Cell Selection:** Neomycin  
**Vector:** pCMV6-Entry (PS100001)  
**E. coli Selection:** Kanamycin (25 ug/mL)  
**ORF Nucleotide Sequence:** >RC222279 representing NM\_001009606  
Red=Cloning site Blue=ORF Green=Tags(s)

TTTTGTAATACGACTCACTATAGGGCGGCCGGAATTCGTCGACTGGATCCGGTACCGAGGAGATCTGCC  
GCCCGGATCGCC

ATGCTGCTCGTGGCCCTGGTGCTCGGCGCCTACTGCCTCTGCGCCCTCCCCGGCCGCTGCCCGCCGGCCG  
 CCCGCGCCCCCGCGCCGGCCCCCGCGCCCTCCGAGCCGTCCAGCTCCGTCCACCGCCCGGGAGCACCCGG  
 CCTGCCTTTGGCCAGCGGTCCCAGCCGCGGCGCTTCCCAGCAAGCGCTCATCGTTGGCGTGAAGAAGGGC  
 GGCACGCGGCCCTGCTGGAGTTTCTGCGGCTGCACCCCGACGTCGCGCGCTGGGCTCTGAGCCCACT  
 TCTTCGACAGGTGCTACGAGCGCGCCTCGCCTGGTACCGGAGTCTGATGCCCGAACCTGGATGGGCA  
 GATCACCATGGAGAAGACCCCCAGCTACTTCGTGACGCGAGAGGCCCCCCGCCGATCCACGCCATGTCC  
 CCGGACACGAAGCTGATCGTGGTGGTGCAGAACCCCGTGACCCGGGCCATCTCCGACTATACCCAGACGC  
 TCTCCAAGACCCCGGCCCTGCCAGCTTCCGCGCCCTGGCCTTCCGCCACGGCCTGGGCCCGTGGACAC  
 AGCCTGGAGCGCCGTCCGCATCGGCCTGTACGCCAGCACCTGGACCACTGGCTGCGCTACTTCCCCTG  
 TCCCACTTCTGTTCGTGAGCGGGGAGCGTCTGGTACGCGACCCGGCCGGAGAGGTGGCCCGGTGACAG  
 ACTTCTGGGCCGTGAAACGGGTGTCACGGACAAGCACTTCTACTTCAACGCCACCAAGGGCTTCCCCTG  
 CCTCAAGAAGGCCAGGGCGGACGCGTCCCCTGCTGGGCAAGTCCAAGGGCCGGCCACCCACGC  
 GTGCCCCAGGCCGTGGTCCGGCGCTGCAGGAGTTCTACCGCCCTTCAACCGCAGGTTCTACCAGATGA  
 CGGGCCAGGACTTCGGCTGGGGC

AGCGGACCGACGCGTACGCGCCGCTCGAGCAGAACTCATCTCAGAAGAGGATCTGGCAGCAAATGATATCC  
 TGGATTACAAGGATGACGACGATAAGGTTTAA



[View online »](#)

**Protein Sequence:** >RC222279 representing NM\_001009606  
Red=Cloning site Green=Tags(s)

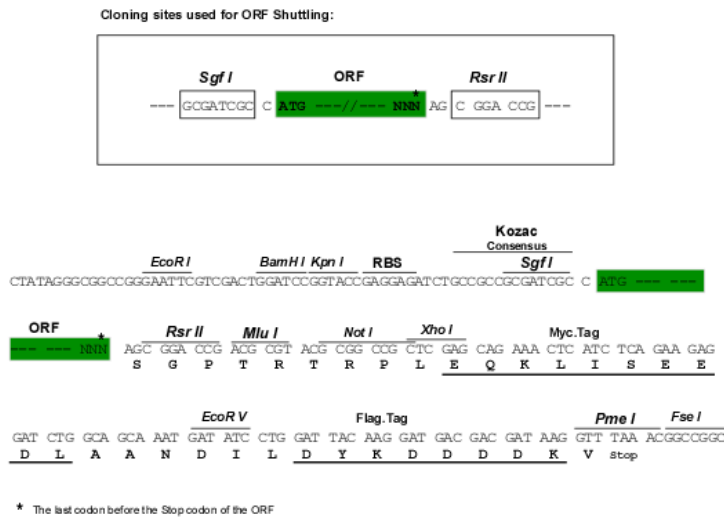
MLLVALVLGAYCLCALPGRCPAAARAPAPAPAPSEPSSSVHRPGAPGLPLASGPGRRRFPQALIVGVKKG  
 GTRALLEFLRLHPDVRLGSEPHFFDRCYERGLAWYRSLMPRTL DQGITMEKTPSYFVTREAPRRIHAMS  
 PDTKLI VVVRNPVTRAI SDYTQTL SKTPGLPSFRALAFRHGLGPVDTAWSAVRIGLYAQHLDHWLRYFPL  
 SHFLFVSGERLVSDPAGEVGRVQDFLGLKRVVTDKHFYFNATKGFPC LKKAQGGSRPRCLGKSKGRPHPR  
 VPQAVVRR LQEFYRPFNRRFYQMTGQDFGWG

SGPTRTRPLEQKLISEEDLAANDILDYKDDDDKV

**Chromatograms:** [https://cdn.origene.com/chromatograms/mk8041\\_b12.zip](https://cdn.origene.com/chromatograms/mk8041_b12.zip)

**Restriction Sites:** SgfI-RsrII

**Cloning Scheme:**



**ACCN:** NM\_001009606

**ORF Size:** 933 bp

**OTI Disclaimer:** The molecular sequence of this clone aligns with the gene accession number as a point of reference only. However, individual transcript sequences of the same gene can differ through naturally occurring variations (e.g. polymorphisms), each with its own valid existence. This clone is substantially in agreement with the reference, but a complete review of all prevailing variants is recommended prior to use. [More info](#)

**OTI Annotation:** This clone was engineered to express the complete ORF with an expression tag. Expression varies depending on the nature of the gene.

**Components:** The ORF clone is ion-exchange column purified and shipped in a 2D barcoded Matrix tube containing 10ug of transfection-ready, dried plasmid DNA (reconstitute with 100 ul of water).

**Reconstitution Method:**

1. Centrifuge at 5,000xg for 5min.
2. Carefully open the tube and add 100ul of sterile water to dissolve the DNA.
3. Close the tube and incubate for 10 minutes at room temperature.
4. Briefly vortex the tube and then do a quick spin (less than 5000xg) to concentrate the liquid at the bottom.
5. Store the suspended plasmid at -20°C. The DNA is stable for at least one year from date of shipping when stored at -20°C.

**RefSeq:** [NM\\_001009606.1](#), [NP\\_001009606.1](#)

**RefSeq Size:** 1169 bp

**RefSeq ORF:** 1029 bp

**Locus ID:** 64711

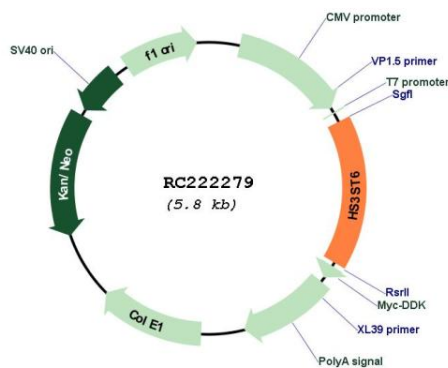
**UniProt ID:** [Q96QI5](#)

**Cytogenetics:** 16p13.3

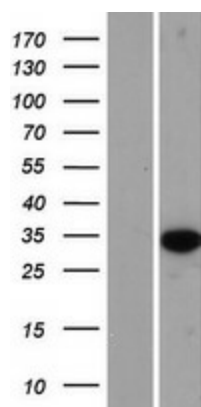
**MW:** 34.7 kDa

**Gene Summary:** Sulfotransferase that utilizes 3'-phospho-5'-adenylyl sulfate (PAPS) to catalyze the transfer of a sulfo group to heparan sulfate. The substrate-specific O-sulfation generates an enzyme-modified heparan sulfate which acts as a binding receptor to Herpes Simplex Virus-1 (HSV-1) and permits its entry. Unlike 3-OST-1, does not convert non-anticoagulant heparan sulfate to anticoagulant heparan sulfate.[UniProtKB/Swiss-Prot Function]

### Product images:



Circular map for RC222279



Western blot validation of overexpression lysate (Cat# [LY422922]) using anti-DDK antibody (Cat# [TA50011-100]). Left: Cell lysates from untransfected HEK293T cells; Right: Cell lysates from HEK293T cells transfected with RC222279 using transfection reagent MegaTran 2.0 (Cat# [TT210002]).