OriGene Technologies, Inc.
9620 Medical Center Drive, Ste 200
Rockville, MD 20850, US
Phone: +1-888-267-4436
https://www.origene.com
techsupport@origene.com
EU: info-de@origene.com
CN: techsupport@origene.cn

Product datasheet for RC222071

FAM122B (NM_145284) Human Tagged ORF Clone

Product data:

Product Type:	Expression Plasmids
Product Name:	FAM122B (NM_145284) Human Tagged ORF Clone
Tag:	Myc-DDK
Symbol:	FAM122B
Synonyms:	SPACIA2
Mammalian Cell Selection:	Neomycin
Vector:	pCMV6-Entry (PS100001)
E. coli Selection:	Kanamycin (25 ug/mL)

ORF Nucleotide Sequence:

```
>RC222071 representing NM_145284
Red=Cloning site Blue=ORF Green=Tags(s)

TTTTGTAATACGACTCACTATAGGGCGGCCGGGAATTCGTCGACTGGATCCGGTACCGAGGAGATCTGCC
GCCGCGATCGCC

ATGGCTCAGGAGAAAATGGAGCTGGACCTTGAGCCTGACACATCTTATGGGGGAACCCTGAGGAGATCCA
GCAGCGCTCCCCTAATCCATGGGCTCAGTGACCTTTCACAGGTTTTCCAACCTTACACACTTAGAACTCG
GAGGAATAGTACAACAATTATGAGCCGTCACAGCCTGGAAGAAGGCCTGGATATGGTGAACAGAGAAACT
GCACATGAAAGGGAAATGCAAACGGCAATGCAGATAAGCCAATCATGGGATGAGAGCTTGAGCCTGAGTG
ACAGTGATTTTGACAAGCCGGAGAAATTATATTCTCCTAAGAGAATTGACTTCACTCCAGTTTCTCCAGC
ACCTTCACCCACCAGGGGATTCGGAAAGATGTTCGTGAGCAGCAGTGGATTGCCACCAAGTCCAGTTCCC
AGTCCAAGACGATTTTCAAGCAGGAGAAGTCAGAGTCCAGTCAAGTGCATTAGACCCAGTGTTCTTGGTC
CTCTTAAAAGAAAAGGTGAAATGGAGACAGAAAGTCAGCCCAAGAGACTCTTCCAAGGCACTACCAATAT
GTTATCTCCAGATGCCGCGCAACTGTCTGATCTCAGTTCATGTTCAGATATTTTGGATGGCAGTAGTAGC
AGCAGTGGCTTATCCTCAGACCCGCTGGCTAAAGGCAGCGCTACCGCAGAGTCTCCAGTAGCATGCTCCA
ATTCATGCTCTTCGTTCATCTTGATGGATGATCTCTCACCCAAG

ACGCGTACGCGGCCGCTCGAGCAGAAACTCATCTCAGAAGAGGATCTGGCAGCAAATGATATCCTGGATT
ACAAGGATGACGACGATAAGGTTTAA
```

This product is to be used for laboratory only. Not for diagnostic or therapeutic use.
©2023 OriGene Technologies, Inc., 9620 Medical Center Drive, Ste 200, Rockville, MD 20850, US

View online »

Protein Sequence:

>RC222071 representing NM_145284
Red=Cloning site Green=Tags(s)

MAQEKMELDLEPDTSYGGTLRRSSSAPLIHGLSDLSQVFQPYTLRTRRNSTTIMSRHSLEEGLDMVNRET
AHEREMQTAMQISQSWDESLSLSDSDFDKPEKLYSPKRIDFTPVSPAPSPTRGFGKMFVSSSGLPPSPVP
SPRRFSSRRSQSPVKCIRPSVLGPLKRKGEMETESQPKRLFQGTTNMLSPDAAQLSDLSSCSDILDGSSS
SSGLSSDPLAKGSATAESPVACSNSCSSFILMDDLSPK

TRTRPLEQKLISEEDLAANDILDYKDDDDKV

Chromatograms: https://cdn.origene.com/chromatograms/mk6480_a06.zip

Restriction Sites: SgfI-MluI

Cloning Scheme:

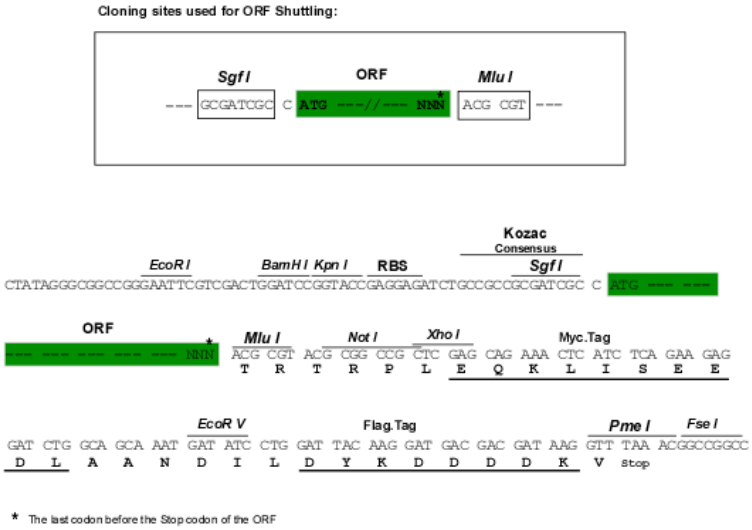

ACCN: NM_145284

ORF Size: 744 bp

OTI Disclaimer: The molecular sequence of this clone aligns with the gene accession number as a point of reference only. However, individual transcript sequences of the same gene can differ through naturally occurring variations (e.g. polymorphisms), each with its own valid existence. This clone is substantially in agreement with the reference, but a complete review of all prevailing variants is recommended prior to use. More info

OTI Annotation: This clone was engineered to express the complete ORF with an expression tag. Expression varies depending on the nature of the gene.

Components: The ORF clone is ion-exchange column purified and shipped in a 2D barcoded Matrix tube containing 10ug of transfection-ready, dried plasmid DNA (reconstitute with 100 ul of water).

This product is to be used for laboratory only. Not for diagnostic or therapeutic use.
©2023 OriGene Technologies, Inc., 9620 Medical Center Drive, Ste 200, Rockville, MD 20850, US

Reconstitution Method:	1. Centrifuge at 5,000xg for 5min. 2. Carefully open the tube and add 100ul of sterile water to dissolve the DNA. 3. Close the tube and incubate for 10 minutes at room temperature. 4. Briefly vortex the tube and then do a quick spin (less than 5000xg) to concentrate the liquid at the bottom. 5. Store the suspended plasmid at -20°C. The DNA is stable for at least one year from date of shipping when stored at -20°C.
RefSeq:	NM_145284.5
RefSeq Size:	3766 bp
RefSeq ORF:	747 bp
Locus ID:	159090
UniProt ID:	Q7Z309
Cytogenetics:	Xq26.3
MW:	26.8 kDa

Product images:

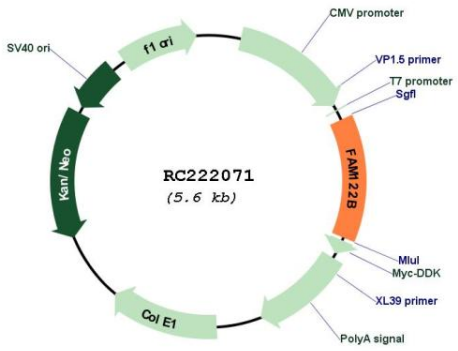

Circular map for RC222071

This product is to be used for laboratory only. Not for diagnostic or therapeutic use.
©2023 OriGene Technologies, Inc., 9620 Medical Center Drive, Ste 200, Rockville, MD 20850, US

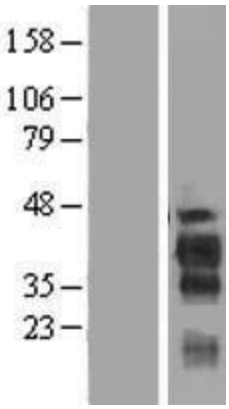

Western blot validation of overexpression lysate (Cat# [LY408007]) using anti-DDK antibody (Cat# [TA50011-100]). Left: Cell lysates from un-transfected HEK293T cells; Right: Cell lysates from HEK293T cells transfected with RC222071 using transfection reagent MegaTran 2.0 (Cat# [TT210002]).

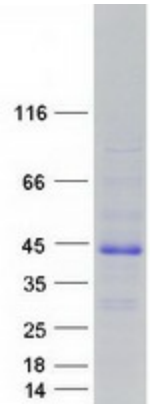

Coomassie blue staining of purified FAM122B protein (Cat# [TP322071]). The protein was produced from HEK293T cells transfected with FAM122B cDNA clone (Cat# RC222071) using MegaTran 2.0 (Cat# [TT210002]).

This product is to be used for laboratory only. Not for diagnostic or therapeutic use.
©2023 OriGene Technologies, Inc., 9620 Medical Center Drive, Ste 200, Rockville, MD 20850, US