

Product datasheet for RC221973

TAF4 (NM_001005527) Human Tagged ORF Clone

Product data:

Product Type: Expression Plasmids
Product Name: TAF4 (NM_001005527) Human Tagged ORF Clone
Tag: Myc-DDK
Symbol: TAF4
Synonyms: FAM19A4; TAF4-4
Mammalian Cell Selection: Neomycin
Vector: pCMV6-Entry (PS100001)
E. coli Selection: Kanamycin (25 ug/mL)
ORF Nucleotide Sequence: >RC221973 ORF sequence
 Red=Cloning site Blue=ORF Green=Tags(s)

TTTTGTAATACGACTCACTATAGGGCGGCCGGAATTCGTCGACTGGATCCGGTACCGAGGAGATCTGCC
 GCCCGCATCGCC

ATGAGGTCCCAAGGATGAGAGTCTGTGCTAAGTCAGTGTGCTGTCGACTGGCTCTTTCTAGCCTACG
 TGTTAATGGTGTGCTGTAAGCTGATGTCGCCCTCAAGCCAGCACCTCCGGGGACATGCAGGTCAACACCA
 AATCAAGCAAGGGACCTGTGAGGTGGTCGCCGTGCACAGGTGCTGCAATAAGAACCAGCATAGAAGAGCGG
 TCACAAACGGTCAAGTGCTCTTGCTTCCCGGGACAGGTGGCGGGCACAACCTCGGGCTCAACCTTCTTG
 TTGAAGCTTCCATTGTGATTCAGAAATGGTGGTGTACATGAATCCGTGTTTGAAGGAGAGGATTGTAA
 AGTGCTGCCAGATTACTCAGGTTGGTCTGTAGCAGTGGCAATAAAGTCAAACTACGAAGTAACGCGG

ACGCGTACGCGGCCGCTCGAGCAGAACTCATCTCAGAAGAGGATCTGGCAGCAAATGATATCCTGGATT
 ACAAGGATGACGACGATAAGGTTTAA

Protein Sequence: >RC221973 protein sequence
 Red=Cloning site Green=Tags(s)

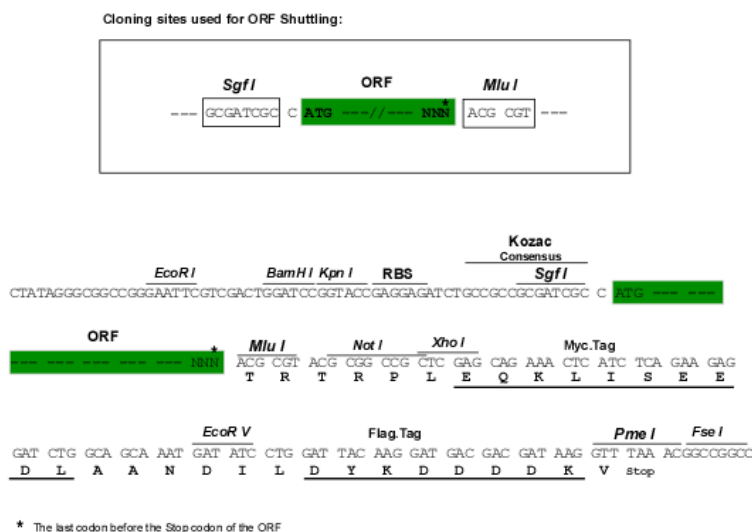
MRSPRMRVCAKSVLLSHWLFLAYVLMVCKLMSASSQHLRGHAGHHQIKQGTCEVVAVHRCCKNKNRIEER
 SQTVKKSCFPQVAGTTRAQPSCEASIVIQWWMNCPLEGEDCKVLPDYSWSSGNGKVKTKVTNR

TRTRPLEQKLISEEDLAANDILDYKDDDDKV

Chromatograms: https://cdn.origene.com/chromatograms/mk6329_f01.zip

Restriction Sites: SgfI-MluI


[View online »](#)

Cloning Scheme:


ACCN: NM_001005527

ORF Size: 420 bp

OTI Disclaimer: The molecular sequence of this clone aligns with the gene accession number as a point of reference only. However, individual transcript sequences of the same gene can differ through naturally occurring variations (e.g. polymorphisms), each with its own valid existence. This clone is substantially in agreement with the reference, but a complete review of all prevailing variants is recommended prior to use. [More info](#)

OTI Annotation: This clone was engineered to express the complete ORF with an expression tag. Expression varies depending on the nature of the gene.

Components: The ORF clone is ion-exchange column purified and shipped in a 2D barcoded Matrix tube containing 10ug of transfection-ready, dried plasmid DNA (reconstitute with 100 ul of water).

Reconstitution Method:

1. Centrifuge at 5,000xg for 5min.
2. Carefully open the tube and add 100ul of sterile water to dissolve the DNA.
3. Close the tube and incubate for 10 minutes at room temperature.
4. Briefly vortex the tube and then do a quick spin (less than 5000xg) to concentrate the liquid at the bottom.
5. Store the suspended plasmid at -20°C. The DNA is stable for at least one year from date of shipping when stored at -20°C.

RefSeq: [NM_001005527.2](#), [NP_001005527.1](#)

RefSeq Size: 2212 bp

RefSeq ORF: 423 bp

Locus ID: 151647

UniProt ID: [Q96LR4](#)

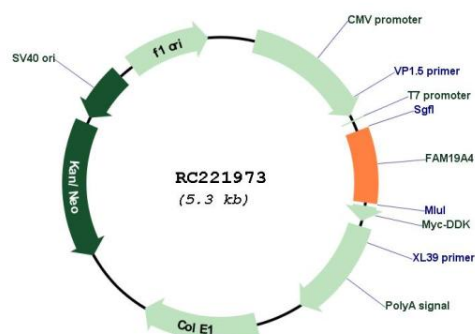
Cytogenetics: 3p14.1

Protein Families: Secreted Protein, Transmembrane


MW: 15.7 kDa

Gene Summary: This gene is a member of the TAF4 family which is composed of five highly homologous genes that encode small secreted proteins. These proteins contain conserved cysteine residues at fixed positions, and are distantly related to MIP-1alpha, a member of the CC-chemokine family. The TAF4 proteins are predominantly expressed in specific regions of the brain, and are postulated to function as brain-specific chemokines or neurokines, that act as regulators of immune and nervous cells. Alternatively spliced transcript variants have been observed for this gene. [provided by RefSeq, Nov 2011]

Product images:



Circular map for RC221973



Western blot validation of overexpression lysate (Cat# [LY423625]) using anti-DDK antibody (Cat# [TA50011-100]). Left: Cell lysates from untransfected HEK293T cells; Right: Cell lysates from HEK293T cells transfected with RC221973 using transfection reagent MegaTran 2.0 (Cat# [TT210002]).