

Product datasheet for **RC221886**

ANKHD1 (NM_017978) Human Tagged ORF Clone

Product data:

Product Type:	Expression Plasmids
Product Name:	ANKHD1 (NM_017978) Human Tagged ORF Clone
Tag:	Myc-DDK
Symbol:	ANKHD1
Synonyms:	MASK; MASK1; PP2500; VBARP
Mammalian Cell Selection:	Neomycin
Vector:	pCMV6-Entry (PS100001)
E. coli Selection:	Kanamycin (25 ug/mL)



[View online »](#)

ORF Nucleotide Sequence:

>RC221886 representing NM_017978
 Red=Cloning site Blue=ORF Green=Tags(s)

TTTTGTAATACGACTCACTATAGGGCGGCCGGAATTCGTCGACTGGATCCGGTACCGAGGAGATCTGCC
 GCC**CGGATCGCC**

ATGCTGACTGATAGCGGAGCGCGGCACCTCCTTTGAGGAGACCTGGACTCTGTGGCTCCGCGATCCG
 CCCAGCTGGGGCTCGGAGCCGCTCCGCCGGAGGGTCTGGTCTGGGATCCGCACCGTGAGGCTCTT
 TGGGAGCGCGGCCAGCGTCGGAGTCGCGAGCAGCGCGCGCGGCAGCGGCAGCGGTACGGCGGA
 GGGGACGCGCGCTGGATTTCAAGTTGGCGGCTGCCGTGCTGAGGACCGGGGTGGAGGTGGTGCCTCTG
 GCAGTGACGAGGACGAAGTGTCCGAGTTGAATCATTTATTTGGACCAAGAAGTCTGGATAACCCAGT
 GCTTAAAAACAACATCAGAGATATTCTTATCAAGTACTGCAGAAGGAGCAGACTTACGCACCTGTGGATCCA
 GAGACACAGGCACGACTAGAAGCATTGCTAGAAGCAGCAGCTTTGCAGATCCTGAGGACTCCGGAGAC
 TGACATCCTCAGTTAGTTGTGCACTGGATGAAGCTGCTGCTGCACTGACACGGATGAAAGCAGAAAAACAG
 CCACAATGCAGGACAAGTGGACTCGCAGTCTAGCAGAAGCTTGTTCAGATGGGGATGTTAATGCTGTT
 CGTAAATTGCTAGATGAAGGCAGAAGTGTAAATGAACATACAGAAGAAGGAGAAAGCCTGCTGTGTTGG
 CTTGTTACGACGGTATTATGAATTAGCACAAGTATTGCTTGCTATGCATGCTAATGTTGAAGATCGAGG
 GAATAAAGGAGACATAACTCCCCTGATGGCAGCTTCCAGTGGAGGTTACTTAGATATTGTGAAATTATTA
 CTTCTTATGATGCTGATGTCAACTCCCAGTCTGCAACAGGAAACACTGCGCTAACTTATGCATGTGCTG
 GAGGATTTGTTGACATTGTTAAAGTGCTCCTTAATGAAGTGCAAATATAGAAGATCATAATGAAAAATGG
 ACATACTCCCTTAATGGAAGCAGCCAGTGCAGGTCATGTGGAAGTTGCAAGATTCTTTTAGATCATGGT
 GCAGGCATCAACACTCATTCTAATGAATTCAAAGAAAGTGTCTAACACTTGCTTGTACAAAGGCCATT
 TGGATATGGTTCGCTTTCTACTTGAAGCTGGTGCAGATCAAGAGCACAAAACAGATGAGATGCACACTGC
 CTTAATGGAGGCCTGCATGGATGGACATGTAGAGGTGGCACGTTTGCTTTTGGATAGTGGTGCTCAAGTG
 AACATGCCTGCAGATTCATTTGAATCTCCATTGACGCTAGCTGCCTGTGGAGGACATGTTGAATTGGCAG
 CTCTACTTATTGAAAGGGGAGCAAATCTTGAAGAAGTTAATGATGAAGGATACACTCCCTTGATGGAAGC
 TGCCCCGGAAGGACATGAAGAAATGGTGGCACTACTCTTAGCACAAAGGAGCAAATATAAATGCCAGACA
 GAAGAACTCAAGAACTGCTCTACTTTGGCTTGTGTTGGAGGATTTTCTGAAGTTGCAGACTTTCTTA
 TTAAGGCAGGGGCTGATATAGAACTTGGCTGCTCCACACCTCTGATGGAGGCATCTCAGGAGGGACACCT
 GGAATTTGGTTAAATATTTGCTGGCTTCTGGCGCTAATGTGCATGCTACAACAGCAACAGGAGACACAGCC
 TTAACCTATGCTTGTGAAAATGGACATACGGATGTTGCAGATGTTTACTTCAAGCAGGGGCTGATTTAG
 ACAAGCAGGAGGACATGAAGACTATTTTGGAGGCATAGATCCGGCAAGCATCAGGTGAGGGTGGCCTT
 TGATGCTTGAAGCTACTACGTAAGAA

ACGCGTACGCGGCCGCTCGAGCAGAAACTCATCTCAGAAGAGGATCTGGCAGCAAATGATATCCTGGATT
 ACAAGGATGACGACGATAAGGTTTAA

Protein Sequence:

>RC221886 representing NM_017978
 Red=Cloning site Green=Tags(s)

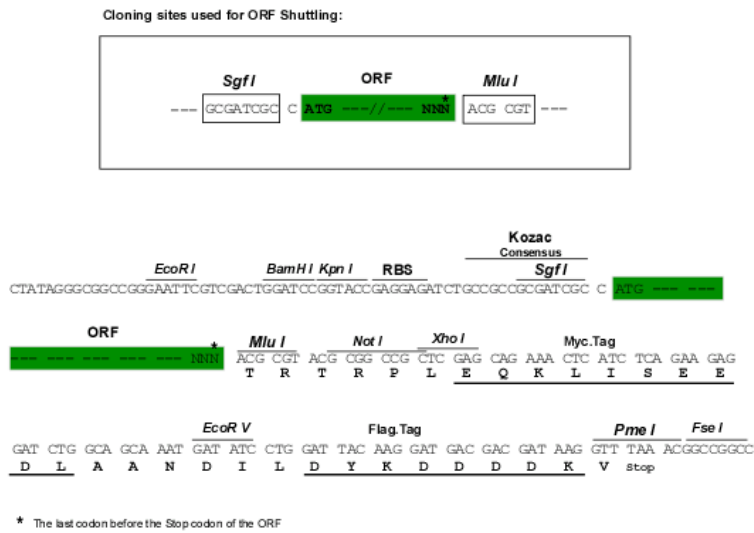
MLTDSGGGTSFEEDLDSVAPRSAPAGASEPPPPGGVGLGIRTVRLFGEAGPASGVGSSGGGGSGSGTGG
 GDAALDFKLAALVLRGGGGASGSDDEVSEVESFILDQEDLDNPVLTSEIFLSSTAEGADLRVDP
 ETQARLEALLEAAAFADPEVLRRLTSSVSCALDEAAAALTRMKAENSHNAGQVDTRSLAEACSDGDVNAV
 RKLLDEGRSVNEHTEEGESLLCLACSAGYYELAQVLLAMHANVEDRGNKGDITPLMAASSGGYLDIVKLL
 LLHDADVNSQSATGNTALTYACAGGFVDIVKVLNNEGANIEDHNENGTPLMEAASAGHVEVARVLLDGH
 AGINTHSNEFKESALTLACYKGHLDVMRFLLEAGADQEHKTDEMHTALMEACMDGHVEVARVLLDLSGAQV
 NMPADSFESPLTLAACGGHVELAALLIERGANLEEVNDEGYTPLMEAAREGHEEMVALLLAQGAINAQT
 EETQETALTLACCGGFSEVADFLIKAGADIELGCSTPLMEASQEGHLELVKYL LASGANVHATTATGDTA
 LTYACENGHTDVADVLLQAGADLDKQEDMKTILEGIDPAKHQVRFVAFDACKLLRKE

TRTRPLEQKLISEEDLAANDILDYKDDDDKV

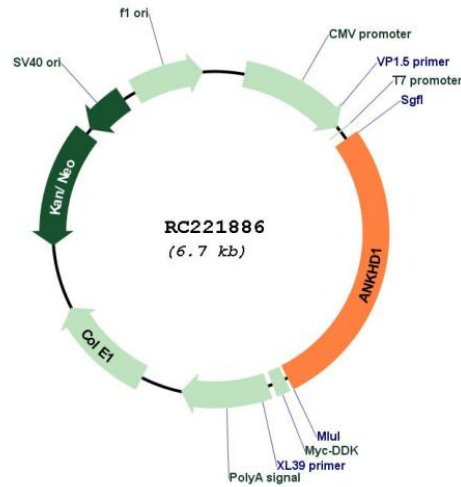
Chromatograms: https://cdn.origene.com/chromatograms/mk8069_h06.zip

Restriction Sites: SgfI-MluI

Cloning Scheme:



Plasmid Map:



ACCN: NM_017978

ORF Size: 1848 bp

OTI Disclaimer: Due to the inherent nature of this plasmid, standard methods to replicate additional amounts of DNA in E. coli are highly likely to result in mutations and/or rearrangements. Therefore, OriGene does not guarantee the capability to replicate this plasmid DNA. Additional amounts of DNA can be purchased from OriGene with batch-specific, full-sequence verification at a reduced cost. Please contact our customer care team at custsupport@origene.com or by calling 301.340.3188 option 3 for pricing and delivery.

The molecular sequence of this clone aligns with the gene accession number as a point of reference only. However, individual transcript sequences of the same gene can differ through naturally occurring variations (e.g. polymorphisms), each with its own valid existence. This clone is substantially in agreement with the reference, but a complete review of all prevailing variants is recommended prior to use. [More info](#)

OTI Annotation: This clone was engineered to express the complete ORF with an expression tag. Expression varies depending on the nature of the gene.

Components: The ORF clone is ion-exchange column purified and shipped in a 2D barcoded Matrix tube containing 10ug of transfection-ready, dried plasmid DNA (reconstitute with 100 ul of water).

Reconstitution Method:

1. Centrifuge at 5,000xg for 5min.
2. Carefully open the tube and add 100ul of sterile water to dissolve the DNA.
3. Close the tube and incubate for 10 minutes at room temperature.
4. Briefly vortex the tube and then do a quick spin (less than 5000xg) to concentrate the liquid at the bottom.
5. Store the suspended plasmid at -20°C. The DNA is stable for at least one year from date of shipping when stored at -20°C.

RefSeq: [NM_017978.3](#)

RefSeq Size: 2149 bp

RefSeq ORF: 1851 bp


Locus ID: 54882

UniProt ID: [Q8IWZ3](#)

Cytogenetics: 5q31.3

MW: 63.7 kDa

Gene Summary: This gene encodes a protein with multiple ankyrin repeat domains and a single KH-domain. The protein is thought to function as a scaffolding protein, and it may be involved in the regulation of caspases and thereby play an antiapoptotic role in cell survival. Alternative splicing results in multiple transcript variants, one of which generates a fusion transcript (MASK-BP3) with the downstream eIF4E-binding protein 3 (EIF4EBP3) gene, resulting in a protein comprised of the ANKHD1 sequence for the majority of the protein and a different C-terminus due to an alternate reading frame for the EIF4EBP3 segments. [provided by RefSeq, Sep 2010]

Product images:

Western blot validation of overexpression lysate (Cat# [LY413410]) using anti-DDK antibody (Cat# [TA50011-100]). Left: Cell lysates from untransfected HEK293T cells; Right: Cell lysates from HEK293T cells transfected with RC221886 using transfection reagent MegaTran 2.0 (Cat# [TT210002]).