

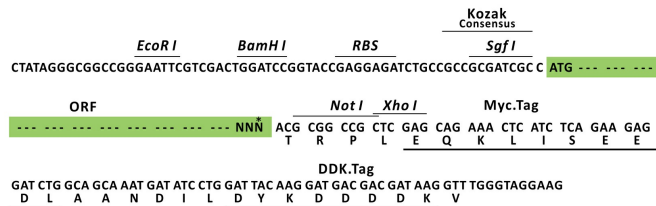
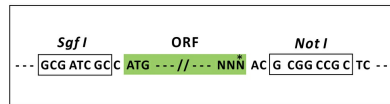
Product datasheet for RC221647L3

Teashirt homolog 2 (TSHZ2) (NM_173485) Human Tagged Lenti ORF Clone

Product data:

Product Type:	Expression Plasmids
Product Name:	Teashirt homolog 2 (TSHZ2) (NM_173485) Human Tagged Lenti ORF Clone
Tag:	Myc-DDK
Symbol:	Teashirt homolog 2
Synonyms:	C20orf17; OVC10-2; TSH2; ZABC2; ZNF218
Mammalian Cell Selection:	Puromycin
Vector:	pLenti-C-Myc-DDK-P2A-Puro (PS100092)
E. coli Selection:	Chloramphenicol (34 ug/mL)
ORF Nucleotide Sequence:	The ORF insert of this clone is exactly the same as(RC221647).
Restriction Sites:	SgfI-NotI
Cloning Scheme:	

Cloning sites used for ORF Shuttling:



* The last codon before the Stop codon of the ORF.

ACCN:	NM_173485
ORF Size:	3102 bp



[View online »](#)

OTI Disclaimer: Due to the inherent nature of this plasmid, standard methods to replicate additional amounts of DNA in E. coli are highly likely to result in mutations and/or rearrangements. Therefore, OriGene does not guarantee the capability to replicate this plasmid DNA. Additional amounts of DNA can be purchased from OriGene with batch-specific, full-sequence verification at a reduced cost. Please contact our customer care team at custsupport@origene.com or by calling 301.340.3188 option 3 for pricing and delivery.

The molecular sequence of this clone aligns with the gene accession number as a point of reference only. However, individual transcript sequences of the same gene can differ through naturally occurring variations (e.g. polymorphisms), each with its own valid existence. This clone is substantially in agreement with the reference, but a complete review of all prevailing variants is recommended prior to use. [More info](#)

OTI Annotation: This clone was engineered to express the complete ORF with an expression tag. Expression varies depending on the nature of the gene.

Components: The ORF clone is ion-exchange column purified and shipped in a 2D barcoded Matrix tube containing 10ug of transfection-ready, dried plasmid DNA (reconstitute with 100 ul of water).

Reconstitution Method:

1. Centrifuge at 5,000xg for 5min.
2. Carefully open the tube and add 100ul of sterile water to dissolve the DNA.
3. Close the tube and incubate for 10 minutes at room temperature.
4. Briefly vortex the tube and then do a quick spin (less than 5000xg) to concentrate the liquid at the bottom.
5. Store the suspended plasmid at -20°C. The DNA is stable for at least one year from date of shipping when stored at -20°C.

RefSeq: [NM_173485.2](#)

RefSeq Size: 4149 bp

RefSeq ORF: 3105 bp

Locus ID: 128553

UniProt ID: [Q9NRE2](#)

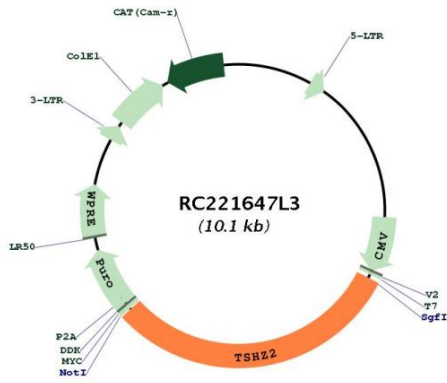
Cytogenetics: 20q13.2

Domains: homeobox, zf-C2H2

MW: 115 kDa

Gene Summary: This gene is a member of the teashirt C2H2-type zinc-finger protein family of transcription factors. This gene encodes a protein with five C2H2-type zinc fingers, a homeobox DNA-binding domain and a coiled-coil domain. This nuclear protein is predicted to act as a transcriptional repressor. This gene is thought to play a role in the development and progression of breast and other types of cancer. Alternative splicing results in multiple transcript variants encoding different isoforms. [provided by RefSeq, Dec 2016]

Product images:



Circular map for RC221647L3