

Product datasheet for RC221472

CNTNAP5 (NM_130773) Human Tagged ORF Clone

Product data:

Product Type:	Expression Plasmids
Product Name:	CNTNAP5 (NM_130773) Human Tagged ORF Clone
Tag:	Myc-DDK
Symbol:	CNTNAP5
Synonyms:	caspr5
Mammalian Cell Selection:	Neomycin
Vector:	pCMV6-Entry (PS100001)
E. coli Selection:	Kanamycin (25 ug/mL)
ORF Nucleotide Sequence:	>RC221472 representing NM_130773 Red=Cloning site Blue=ORF Green=Tags(s)

TTTTGTAATACGACTCACTATAGGGCGGCCGGAATTCGTCGACTGGATCCGGTACCGAGGAGATCTGCC
GCC**CGATCGCC**

ATGGATTCTTTACCAGGCTGACCAGCCTTTGACTTTGCTGTTCTCTGGCTTGTGGCATTAGGATTAA
CAGCGACAACTACAACGTGATGATCCACTAGCATCCCTGCTCTCTCAATGGCTTTTTCCAGTTCCTC
AGACCTACTGGCACTCACAGCCAGCTCAACTCACTGGAGAGTTGGAAGTGGCGGTTGGTCCCCAGCA
GATTCCAATGCTCAACAGTGGCTCCAGATGGACCTGGGAAACAGAGTAGAGATTACAGCAGTGGCCACGC
AGGGAAGATACGGAAGCTCTGACTGGGTGACGAGTTACAGCCTGATGTTCAAGTACAGCAGGACGCAACTG
GAAACAGTACAAACAAGAAGACAGCATCTGGACCTTTCAGGAAACATGAATGCTGACAGCGTGGTGCAC
CACAAGCTATTGCACTCAGTGAAGCCGATTTGTTTCGCTTTGTGCCCTGGAATGGAATCCCAGTGGGA
AGATTGGCATGAGAGTCGAGGTCTACGGATGTTCCATAAATCAGATGTTGCTGACTTTGATGGCCGAAG
CTCACTTCTGTACAGTTCAATCAGAAGTTGATGAGTACTCTCAAAGATGTGATCTCCCTGAAGTCAAG
AGCATGCAAGGAGATGGGTCCTGTTCCATGGAGAAGGTGAGCGTGGAGACCACATCACCTTGAAGTCC
AGAAGGGGAGGCTCGCCCTACACCTCAATTTGGGTGACAGCAAAGCGCGGCTCAGCAGCAGCTTGCCTC
TGCCACCCTGGCAGCCTCCTGGATGACCAGCACTGGCACTCGGTCTCATTGAGCGGTTGGCAAGCAG
GTGAACCTCACGGTGGACAAGCACACAGCACTTCCGCAACAGGGCGAGACGGATGCCCTAGACATTG
ACTATGAGCTTAGTTTTGGAGGAATCCAGTACCAGGAAACCTGGGACCTTTTTAAAGAAAACCTCCA
TGGATGCATCGAAAACCTTTACTACAATGGAGTAAACATAAATTGACCTGGCTAAGAGACGAAAGCATCAG
ATCTATACTGGCAATGTCACTTTTTCTGCTCCGAACCACAGATTGTGCCATCACATTTGTCAACTCCA
GCGGCAGCTATTTGCTGCTGCCCGCACCCCAATTGATGGGCTCTCAGTGAATTTCCAGTTTCAAGC
ATGGAACAAGGATGGTCTGCTTCTGTCCACAGAGCTGTCTGAGGGCTCGGGAACCCTGCTGCTGAGCCTG
GAGGGTGAATCCTGAGACTCGTGATTCAGAAAATGACAGAACCGTAGTGAATCCTCACAGGCAGCA
ACTTGAATGATGGCTGTGGCACTCGGTTAGCATCAACGCCAGGAGGAACCGCATCACGCTCACTCTGGA
TGATGAAGCAGCACCCCGGCTCCAGACAGCACTTGGGTGCAGATTTATTCTGGAATAGCTACTATTTT



[View online >](#)

GGAGGGTGCCCCGACAATCTCACCGATTCCAATGTTTAAATCCCATTAAGGCTTTC AAGGCTGCATGA
GGCTCATCTTTATTGATAACCAGCCCAAGGACCTCATTTTCAGTTCAGCAAGGTTCCCTGGGGAAATTTAG
TGATTTACACATTGATCTGTGTAGCATCAAAGACAGGTGTTTGCCAAACTACTGTGAACATGGAGGAAGC
TGCTCCCAGTCTGGACTACCTTCTATTGTAAGTGCAGTGACACAAGTTACACTGGTGCCACCTGCCACA
ACTCCATCTACGAGCAATCCTGCGAGGTGTACAGGCACCAGGGGAATACAGCCGGCTTCTTACATCGA
CTCAGATGGCAGCGGCCACTGGGACCTCTCCAGGTGACTGCAATATCACTGAGGACAAGATCTGGACA
TCAGTGCAGCACAAACATACAGAGCTGACCCGAGTGCAGGGCGCTAACCCCTGAGAAGCCCTATGCCATGG
CCTTGGACTACGGGGGCAGCATGGAACAGCTGGAGGCCGTGATCGACGGCTCTGAGCACTGTGAGCAGGA
GGTGGCCTACCACTGCAGGAGGTCCCGCCTGCTCAACACGCCGGATGGAACACCACTTTACCTGGTGATT
GGGCGGTCCAATGAAAGGCACCTTACTGGGGAGGTTCCCTCCTGGGGTCCAGCAGTGTGAGTGTGGCC
TAGACGAGAGCTGCCTGGACATTCAGCACTTTTGAATTGCGACGCTGACAAGGATGAATGGACAAATGA
TACTGGCTTTCTTCTCAAAGACCCTTGCCTGTCACTCAGATAGTTATCACTGATACCGACAGATCA
AACTCAGAAGCCGCTTGGAGAATTGGTCCCTTGCCTTGCATGGTGACCGACGCTTCTGGAACGCCGCT
CATTTTATACAGAAGCCTTACCTCCACTTTCCTACCTCCATGCGGAATTCAGTGCCGATATTTCTT
CTTTTTTAAAACCACAGCATTATCCGGAGTTTTCTAGAAAATCTTGGCATTAAAGACTTCATTCGACTC
GAAATAAGCTCTCCTTACAGATCACCTTGGCCATCGATGTTGGGAATGGTCTGTGGAGCTGTAGTCC
AGTCTCCTTCTCTTCTGAATGACAACCAATGGCACTATGTCCGGGCTGAGAGGAACCTCAAGGAGACCTC
CCTGCAGGTGGACAACCTTCAAGGAGCACCAGGGAGACGCTCGGAGGAGGGCCATTTTTCGACTGCAGCTG
AACAGCCAGTTGTTTGTAGGGGGAACGTCATCCAGACAGAAAGGCTTCTTAGGATGCATTCGCTCCTTAC
ACTTGAATGGACAGAAAATGGACCTGGAAGAGAGGGCAAAGGTCACATCTGGAGTCAGGCCAGGCTGCC
CGGCCACTGCAGCAGCTACGGCAGCATCTGCCACAACGGGGCAAGTGTGTGGAGAAGCACAAATGGCTAC
CTGTGTGATTGCACCAATTCACCTTATGAAGGGCCCTTTTCAAAAAAGAGGTTTCTGCTGTTTTTGAGG
CTGGCAGTCGGTTACTTACATGTTTCAAGAACCCTATCCTGTGACCAAGAATATAAGCCTCATCCTC
AGCTATTTACACAGATTAGCTCCATCCAAGGAAAACATTGCACTTAGCTTTGTGACAACCCAGGCACCC
AGTCTTTTGTCTTTTATCAATTCTTCTCAGGACTTCGTGGTTGTTCTGCTCTGCAAGAATGGAAGCT
TACAGGTCGCTATCACCTAAACAAGGAAGAAACCCATGTATTACCATTGATGCAGATAACTTTGCTAA
CAGAAGGATGCACCATTGAAGATTAACCGAGAGGGAAGAGAGCTTACCATTAGATGGACCAGCAACTT
CGACTCAGTTATAACTTCTCCTCGAAGTAGAGTTCAGGGTTATAAGGTCACCTTGGGCAAAGTCA
CAGAGAATCTTGGTTTGGATTCTGAAGTTGCTAAAGCAAATGCCATGGGTTTTGCTGGATGCATGTCTC
CGTCCAGTACAACCACATAGCACCCTGAAGGCTGCCCTGCGCCATGCCACTGTCGCGCCTGTGACTGTC
CATGGGACCTTGACGGAATCCAGCTGTGGCTTCATGGTGGACTCAGATGTGAATGCAGTGACCACGGTGC
ATTCTTATCAGATCCTTTTGGGAAGACAGATGAGCGGGAACCACTCACAAATGCTGTTGGAAGTGATTC
GGCAGTATCGGAGGGGTGATAGCAGTGGTATTCATCATCTTCTGTATCATCGGCATCATGACCCGG
TTCTCTACCAGCACAAGCAGTCACATCGTACGAGCCAGATGAAGGAGAAGGAATATCCAGAAAATTTGG
ACAGTTCTTTCAGAAATGAAATTGACTTGCAAAACACAGTGAGCGAGTGTAAACGGGAATATTTTCATC

AGCGGACCGACCGTACGCGCCGCTCGAGCAGAAAATCATCTCAGAAGAGGATCTGGCAGCAAATGATATCC
TGGATTACAAGGATGACGACGATAAGGTTTAA

Protein Sequence: >RC221472 representing NM_130773
 Red=Cloning site Green=Tags(s)

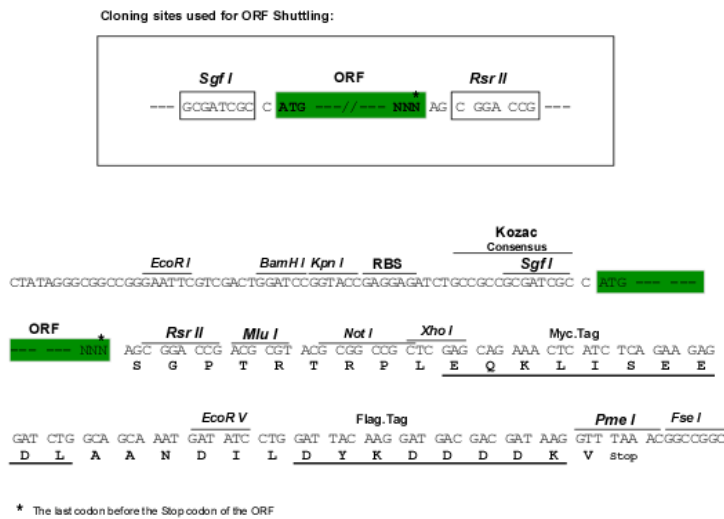
MDSL PRL TSVL TLL F SGL WHL GL TAT NYN CDD PLAS LL SPMA FSSSS DL TGTH SPAQLNWRVGTGGWSPA
 DSNAQQWLQMDLGNRVEITAVATQGRYGSDDWVTSYSLMFSDTGRNWKQYKQEDSIWTFAGNMNADSVVH
 HKLLHSVRARFVRFVPLEWNP SGKIGMRVEVYGC SYKSDVADFGRSSLLYRFNQKLMSTLKDVI SLKFK
 SMQGDGVL FHGEGQRGDHITL ELQKGR LALHLNLGDSKARLSSSLPSATLGSLLDDQHWHSVLIERVGGKQ
 VNF TVDKHTQHFR TKGETDALDIDYEL SFGGIPVPGKPGTFLKKNFHGCIENLYYNGVNIIDLAKRRKHQ
 IYTGNTV FSCSEPIVPIITFVNSSGSYLLLPGTQPIDGLSVSFQFRTWNKDGLLLSTELSESGTLLL SL
 EGGILRLVIQKMTERRVAEILTGSNLNDGLWHSV SINARRNRITLTDDEAAPPADSTWVQIYSGNSYF
 GGCPDNL TDSQCLNPIKAFQGCMLIFIDNQPKDLISVQQGSLGNFSDLHIDLCSIKDRCLPNYCEHGG
 CSQSWTTFYCNCSDTSYTGATCHNSIYEQSCVYRHQGN TAGFFYIDSDGSGPLGPLQVYCNITEDIWT
 SVQHNTEL TRVRGANPEKPYAMALDYGGSMQLEAVIDGSEHCEQEVAYHCRSRLLNTPDGPFTWWI
 GRSNERHPYWGSPPGVQCEGLDESCLDIQHF CNCDADKDEWNTD TGF L SFKDHLPTVQIVITDTRS
 NSEAARWIGPLRCYGD RRFWNAV SFYTEASYLHFPTFHAEF SADISFFFKTTALSGVFL ENLGIKDFIRL
 EISSPSEITFAIDVGNPVELVQSPSLLNDNQWHYVRAERNLKETSLQVDNLP RSTRETSEEGRFRLQL
 NSQLFVGGTSSRQKGF LGCIRSLHLNGQKMDLEERAKVTS GVRPGCPGHCSYSGSICHNGGKCKVEKHNGY
 LCDCTNSPYEGPFCKKEVS AVFEAGTSVTYMFQEPYPVTKNISLSSAIYTDAPS KENIALSFVTTQAP
 SLLLFINSSQDFVVVLLCKNGSLQVRYHLNKEETHVFTIDADNFANRRMHHLKINREGRELTIQMDQQL
 RLSYNFSPEVEFRVIRSLTLGKV TENLGLDSEVAKANAMGFAGCMSSVQYNHIAPLKAALRHATVAPVTV
 HGTLTESSCGFMVDSVNAVTTVHSSSDPFGKTDEREPLTNAVRS DSAVIGGVI AVVIF IIFCIIGIMTR
 FLYQHKQSHRTSQMKEKEYPENLDSSFRNEIDLQNTVSECKREYFI

SGP TRRRLEQKLI SEEDLAANDILDYKDDDDKV

Chromatograms: https://cdn.origene.com/chromatograms/mk8012_a09.zip

Restriction Sites: SgfI-RsrII

Cloning Scheme:

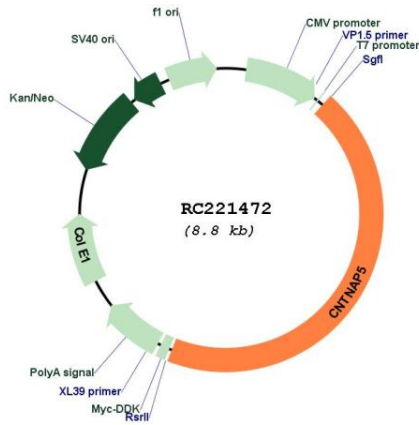


ACCN: NM_130773


ORF Size: 3918 bp

OTI Disclaimer:	The molecular sequence of this clone aligns with the gene accession number as a point of reference only. However, individual transcript sequences of the same gene can differ through naturally occurring variations (e.g. polymorphisms), each with its own valid existence. This clone is substantially in agreement with the reference, but a complete review of all prevailing variants is recommended prior to use. More info
OTI Annotation:	This clone was engineered to express the complete ORF with an expression tag. Expression varies depending on the nature of the gene.
Components:	The ORF clone is ion-exchange column purified and shipped in a 2D barcoded Matrix tube containing 10ug of transfection-ready, dried plasmid DNA (reconstitute with 100 ul of water).
Reconstitution Method:	<ol style="list-style-type: none">1. Centrifuge at 5,000xg for 5min.2. Carefully open the tube and add 100ul of sterile water to dissolve the DNA.3. Close the tube and incubate for 10 minutes at room temperature.4. Briefly vortex the tube and then do a quick spin (less than 5000xg) to concentrate the liquid at the bottom.5. Store the suspended plasmid at -20°C. The DNA is stable for at least one year from date of shipping when stored at -20°C.
RefSeq:	NM_130773.4
RefSeq Size:	5284 bp
RefSeq ORF:	3921 bp
Locus ID:	129684
UniProt ID:	Q8WYK1
Cytogenetics:	2q14.3
Domains:	F5_F8_type_C, LamG, EGF, EGF
Protein Families:	Transmembrane
MW:	145.4 kDa
Gene Summary:	This gene product belongs to the neurexin family, members of which function in the vertebrate nervous system as cell adhesion molecules and receptors. This protein, like other neurexin proteins, contains epidermal growth factor repeats and laminin G domains. In addition, it includes an F5/8 type C domain, discoidin/neuropilin- and fibrinogen-like domains, and thrombospondin N-terminal-like domains. [provided by RefSeq, Jul 2008]

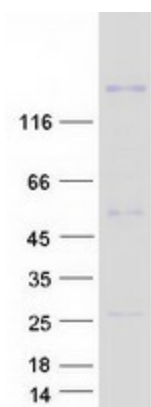
Product images:



Circular map for RC221472



Western blot validation of overexpression lysate (Cat# [LY408936]) using anti-DDK antibody (Cat# [TA50011-100]). Left: Cell lysates from untransfected HEK293T cells; Right: Cell lysates from HEK293T cells transfected with RC221472 using transfection reagent MegaTran 2.0 (Cat# [TT210002]).



Coomassie blue staining of purified CNTNAP5 protein (Cat# [TP321472]). The protein was produced from HEK293T cells transfected with CNTNAP5 cDNA clone (Cat# RC221472) using MegaTran 2.0 (Cat# [TT210002]).