

Product datasheet for **RC221337**

TNFAIP3 (NM_006290) Human Tagged ORF Clone

Product data:

Product Type:	Expression Plasmids
Product Name:	TNFAIP3 (NM_006290) Human Tagged ORF Clone
Tag:	Myc-DDK
Symbol:	TNFAIP3
Synonyms:	A20; AISBL; OTUD7C; TNFA1P2
Mammalian Cell Selection:	Neomycin
Vector:	pCMV6-Entry (PS100001)
E. coli Selection:	Kanamycin (25 ug/mL)



[View online »](#)

**ORF Nucleotide
Sequence:**

>RC221337 representing NM_006290
 Red=Cloning site Blue=ORF Green=Tags(s)

TTTTGTAATACGACTCACTATAGGGCGGCCGGAATTCGTCGACTGGATCCGGTACCGAGGAGATCTGCC
 GCC**GCGATCGCC**

ATGGCTGAACAAGTCCTTCTCAGGCTTTGTATTTGAGCAATATGCGGAAAGCTGTGAAGATACGGGAGA
 GAACTCCAGAAGACATTTTTAAACCTACTAATGGGATCATTTCATATTTTAAAACCATGCACCGATACAC
 ACTGGAATGTTCAAGACTTGCCAGTTTTGTCTCAGTTTCGGGAGATCATCCACAAAGCCCTCATCGAC
 AGAAACATCCAGGCCACCCTGGAAAGCCAGAAGAACTCAACTGGTGTGAGAAAGTCCGGAAGCTTGTGG
 CGCTGAAAACGAACGGTGACGGCAATTGCCTCATGCATGCCACTTCTCAGTACATGTGGGGCGTTACGGA
 CACAGACTTGGTACTGAGGAAGGCGCTGTTTCAGCACGCTCAAGGAAACAGACACACGCAACTTTAAATTC
 CGCTGGCAACTGGAGTCTCTCAAATCTCAGGAATTTGTTGAAACGGGGCTTTGCTATGATACTCGGAACT
 GGAATGATGAATGGACAATCTTATCAAATGGCTTCCACAGACACCCATGGCCCGAAGTGGACTTCA
 GTACAACCTCACTGGAAGAAATACACATATTTGTCTTTGCAACATCCTCAGAAGGCCAATCATTGTCATT
 TCAGACAAAATGCTAAGAAGTTTGAATCAGGTTCCAATTTGCGCCCTTTGAAAGTGGGTGGAATTTACT
 TGCCCTCTCCACTGGCCTGCCAGGAATGCTACAGATACCCCATTTGTTCTCGGCTATGACAGCCATCATT
 TGTACCCTTGGTGACCCTGAAGGACAGTGGGCCTGAAATCCGAGCTGTTCCACTTGTAAACAGAGACCGG
 GGAAGATTTGAAGACTTAAAAGTTCACTTTTTGACAGATCCTGAAAATGAGATGAAGGAGAAGCTTTAA
 AAGAGTACTTAATGGTGATAGAAATCCCGTCCAAGGCTGGGACCATGGCACAACATCTCATCAATGC
 CGCAAAGTTGGATGAAGCTAACTTACAAAAGAAATCAATCTGGTAGATGATTACTTTGAACTTGTTCAG
 CATGAGTACAAGAAATGGCAGGAAAACAGCGAGCAGGGAGGAGAGGGGCACGCCAGAATCCCATGG
 AACCTTCCGTGCCCGCTTTCTCATGGATGTAATAATGTGAAACGCCCAACTGCCCTTCTTTCATGTC
 TGTGAACACCCAGCCTTTATGCCATGAGTGCTCAGAGAGGCGGCAAAAGAATCAAAAACAACTCCCAAAG
 CTGAACCTCAAGCCGGGCCCTGAGGGGCTCCCTGGCATGGCGCTCGGGGCTCTCGGGGAGAAGCCTATG
 AGCCCTTGGCGTGAACCTGAGGAGTCCACTGGGGGCTCATTGCGCCACCAGACAGCAGCCAGCC
 TTTTCTGTTCACTGAGACCCTGCCATGAAGTGCAGGAGCCCGGCTGCCCTTCACTGAATGTGCAG
 CACAACGGATTTTGTGAACGTTGCCACAACGCCCGCAACTTACGCCAGCCAGCCCGAGCCACACAA
 GGCCTTGGATCCCGGAAGTCCAAGCCTGCCTCCAGGATGTTACCAGGACATTAATGGGATCTGCAG
 TACTTGTCTCAAAGGACTACAGCAGAGGCTCCTCCAGCCTCAGCACCAGCCTCCCTCCTTCTGTGAC
 CAGCGTTCGAAGTCAAGTCCCTCGGGCTCGTCCGGAGCCCTCCCGCATTCTTGCACAGAGCTGGAA
 ACGACGCCCTGCTGGCTGCCTGTCTCAAGCTGCACGGACTCCTGGGGACAGGACGGGGACGAGCAAGT
 CAGAAAAGCCGGCTGCGTGTATTTGGGACTCCAGAAAACAAGGGCTTTTGCACACTGTGTTTCATCGAG
 TACAGAGAAAACAACATTTTGTGCTGCCTCAGGGAAAGTCACTCCACAGCGTCCAGGTTCCAGAACA
 CCATTCGCTGCCTGGGGAGGGAATGCGGCACCCTTGAAGCACCATGTTTGAAGGATACTGCCAGAAGTG
 TTTTATTGAAGCTCAGAATCAGAGATTTTATGAGGCCAAAAGGACAGAAGAGCAACTGAGATCGAGCCAG
 CGCAGAGATGTGCTCGAACCACACAAGCACCTCAAGGCCAAGTGCAGCCCGGGCTCCTGCAAGAACA
 TCCTGGCTGCCGAGCAGGAGCTCTGCATGGAGTGTGAGTATCCCAACCAGAGGATGGGCCCTGGGGC
 CCACCGGGTGAGCCTGCCCGGAAGACCCCAAGCAGCGTTGCCGGGCCCGCCTGTGATCATTTT
 GGCAATGCCAAGTGAACGGCTACTGCAACGAATGCTTTCAGTTCAAGCAGATGTATGGC

ACGCGTACGCGGCCGCTCGAGCAGAACTCATCTCAGAAGAGGATCTGGCAGCAATGATATCCTGGATT
 ACAAGGATGACGACGATAAGGTTTAA

Protein Sequence: >RC221337 representing NM_006290
Red=Cloning site Green=Tags(s)

MAEQVLPQALYLSNMRKAVKIRERTPEDIFKPTNGIIHHFKTMHRYTLEMFRTCQFCPQFREIIHKALID
RNIQATLESQKLNWCREVRLVALKTNGDGNCLMHATSQYMWGVQDTDLVLRKALFSTLKETDTRNFKF
RWQLESLSKSEQEFVETGLCYDTRNWNDEWDNLIKMASTDTPMARSLQYNSLEEIHIFVLCNILLRPIIVI
SDKMLRSLESGSNFAPLKVGGIYPLHWPAAQECYRYPIVLGYDSHHFVPLVTLKDSGPEIRAVPLVNRDR
GRFEDLKVHFLTDPENEMKEKLLKEYLMVIEIPVQGDHGTTHLINAAKLDEANLPKEINLVDDYFELVQ
HEYKKWQENSEQGRREGHAQNPMEPSVSQLSLMDVKCETPNCPFFMSVNTQPLCHECSERRQKNQNKLPK
LNSKPGPEGLPGMALGASRGEAYEPLAWNPEESTGGPHSAPPTAPSPFLFSETTAMKCRSPGCPFTLNVQ
HNGFCERCHNARQLHASHAPDHRHLDPGKCQACLQDVTRTFNGICSTCFKRTTAEASSLSTSLPPSCH
QRSKSDPSRLVRSPPHSCHRAGNDAPAGCLSQAARTPGDRTGTSKCRKAGCVYFGTPENKGFCTLCFIE
YRENKHFAAASGKVSPTASRFQNTIPCLGRECGTLGSTMFEQYQKCFIEAQNRFFHEAKRTEEQLRSSQ
RRDVPRTTQSTSRPKCARASCKNILACRSEELCMQCQHPNQRMGPGAHRGEPAPEDPPKQRCRAPACDHF
GNAKCNQYCNECFQFKQMYG

TRTRPLEQKLISEEDLAANDILDYKDDDDKV

Chromatograms: https://cdn.origene.com/chromatograms/mg3422_a01.zip

Restriction Sites: Sgfl-Mlul

Cloning Scheme:


ACCN: NM_006290

ORF Size: 2370 bp

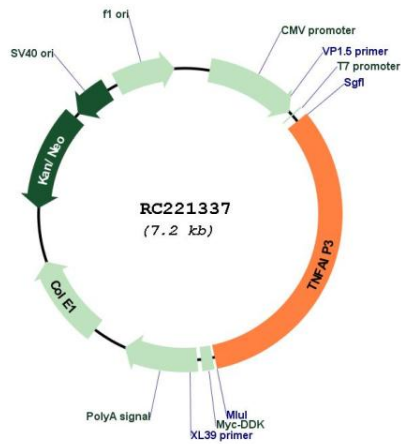
OTI Disclaimer: The molecular sequence of this clone aligns with the gene accession number as a point of reference only. However, individual transcript sequences of the same gene can differ through naturally occurring variations (e.g. polymorphisms), each with its own valid existence. This clone is substantially in agreement with the reference, but a complete review of all prevailing variants is recommended prior to use. [More info](#)

OTI Annotation: This clone was engineered to express the complete ORF with an expression tag. Expression varies depending on the nature of the gene.

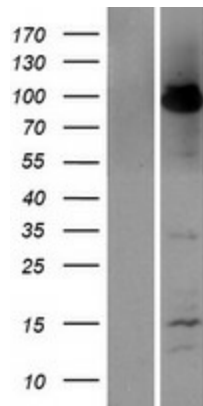
Components: The ORF clone is ion-exchange column purified and shipped in a 2D barcoded Matrix tube containing 10ug of transfection-ready, dried plasmid DNA (reconstitute with 100 ul of water).

Reconstitution Method:	<ol style="list-style-type: none">1. Centrifuge at 5,000xg for 5min.2. Carefully open the tube and add 100ul of sterile water to dissolve the DNA.3. Close the tube and incubate for 10 minutes at room temperature.4. Briefly vortex the tube and then do a quick spin (less than 5000xg) to concentrate the liquid at the bottom.5. Store the suspended plasmid at -20°C. The DNA is stable for at least one year from date of shipping when stored at -20°C.
Note:	Plasmids are not sterile. For experiments where strict sterility is required, filtration with 0.22um filter is required.
RefSeq:	NM_006290.4
RefSeq Size:	4705 bp
RefSeq ORF:	2373 bp
Locus ID:	7128
UniProt ID:	P21580
Cytogenetics:	6q23.3
Domains:	zf-A20
Protein Families:	Druggable Genome
Protein Pathways:	NOD-like receptor signaling pathway
MW:	90.1 kDa
Gene Summary:	This gene was identified as a gene whose expression is rapidly induced by the tumor necrosis factor (TNF). The protein encoded by this gene is a zinc finger protein and ubiquitin-editing enzyme, and has been shown to inhibit NF-kappa B activation as well as TNF-mediated apoptosis. The encoded protein, which has both ubiquitin ligase and deubiquitinase activities, is involved in the cytokine-mediated immune and inflammatory responses. Several transcript variants encoding the same protein have been found for this gene. [provided by RefSeq, Jul 2012]


Product images:



Circular map for RC221337



Western blot validation of overexpression lysate (Cat# [LY416749]) using anti-DDK antibody (Cat# [TA50011-100]). Left: Cell lysates from untransfected HEK293T cells; Right: Cell lysates from HEK293T cells transfected with RC221337 using transfection reagent MegaTran 2.0 (Cat# [TT210002]).



Coomassie blue staining of purified TNFAIP3 protein (Cat# [TP321337]). The protein was produced from HEK293T cells transfected with TNFAIP3 cDNA clone (Cat# RC221337) using MegaTran 2.0 (Cat# [TT210002]).