

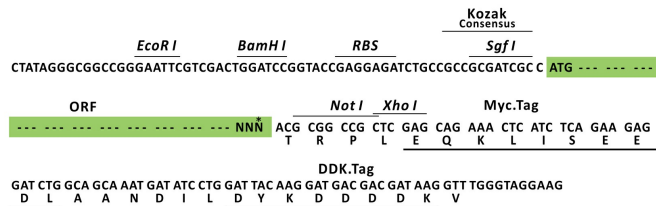
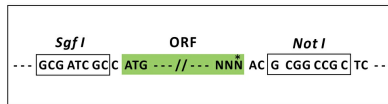
Product datasheet for RC221303L3

Progesterone Receptor (PGR) (NM_000926) Human Tagged Lenti ORF Clone

Product data:

Product Type:	Expression Plasmids
Product Name:	Progesterone Receptor (PGR) (NM_000926) Human Tagged Lenti ORF Clone
Tag:	Myc-DDK
Symbol:	Progesterone Receptor
Synonyms:	NR3C3; PR
Mammalian Cell Selection:	Puromycin
Vector:	pLenti-C-Myc-DDK-P2A-Puro (PS100092)
E. coli Selection:	Chloramphenicol (34 ug/mL)
ORF Nucleotide Sequence:	The ORF insert of this clone is exactly the same as(RC221303).
Restriction Sites:	Sgfl-NotI
Cloning Scheme:	

Cloning sites used for ORF Shuttling:



* The last codon before the Stop codon of the ORF.

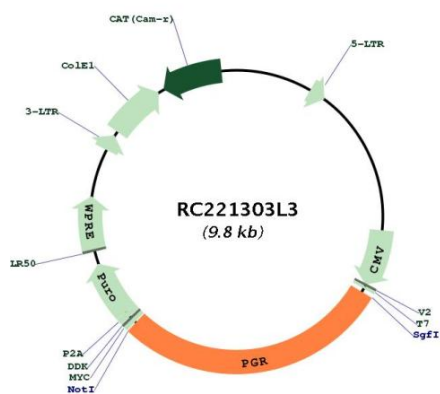
ACCN:	NM_000926
ORF Size:	2799 bp



[View online »](#)

OTI Disclaimer:	The molecular sequence of this clone aligns with the gene accession number as a point of reference only. However, individual transcript sequences of the same gene can differ through naturally occurring variations (e.g. polymorphisms), each with its own valid existence. This clone is substantially in agreement with the reference, but a complete review of all prevailing variants is recommended prior to use. More info
OTI Annotation:	This clone was engineered to express the complete ORF with an expression tag. Expression varies depending on the nature of the gene.
Components:	The ORF clone is ion-exchange column purified and shipped in a 2D barcoded Matrix tube containing 10ug of transfection-ready, dried plasmid DNA (reconstitute with 100 ul of water).
Reconstitution Method:	<ol style="list-style-type: none">1. Centrifuge at 5,000xg for 5min.2. Carefully open the tube and add 100ul of sterile water to dissolve the DNA.3. Close the tube and incubate for 10 minutes at room temperature.4. Briefly vortex the tube and then do a quick spin (less than 5000xg) to concentrate the liquid at the bottom.5. Store the suspended plasmid at -20°C. The DNA is stable for at least one year from date of shipping when stored at -20°C.
RefSeq:	NM_000926.2
RefSeq Size:	5003 bp
RefSeq ORF:	2802 bp
Locus ID:	5241
UniProt ID:	P06401
Cytogenetics:	11q22.1
Protein Families:	Druggable Genome, Nuclear Hormone Receptor, Transcription Factors
Protein Pathways:	Oocyte meiosis, Progesterone-mediated oocyte maturation
MW:	99 kDa
Gene Summary:	This gene encodes a member of the steroid receptor superfamily. The encoded protein mediates the physiological effects of progesterone, which plays a central role in reproductive events associated with the establishment and maintenance of pregnancy. This gene uses two distinct promoters and translation start sites in the first exon to produce several transcript variants, both protein coding and non-protein coding. Two of the isoforms (A and B) are identical except for an additional 165 amino acids found in the N-terminus of isoform B and mediate their own response genes and physiologic effects with little overlap. [provided by RefSeq, Sep 2015]

Product images:



Circular map for RC221303L3