

Product datasheet for RC221092

PAR6 (PARD6A) (NM_016948) Human Tagged ORF Clone

Product data:

Product Type:	Expression Plasmids
Product Name:	PAR6 (PARD6A) (NM_016948) Human Tagged ORF Clone
Tag:	Myc-DDK
Symbol:	PAR6
Synonyms:	PAR-6A; PAR6; PAR6alpha; PAR6C; TAX40; TIP-40
Mammalian Cell Selection:	Neomycin
Vector:	pCMV6-Entry (PS100001)
E. coli Selection:	Kanamycin (25 ug/mL)
ORF Nucleotide Sequence:	>RC221092 representing NM_016948 Red=Cloning site Blue=ORF Green=Tags(s)

TTTTGTAATACGACTCACTATAGGGCGGCCGGAATTCGTCGACTGGATCCGGTACCGAGGAGATCTGCC
GCC**CGATCGCC**

ATGGCCCCGGCCGAGAGGACTCCGGCGCGCAGTCCCGATAGCATCGTCGAGGTGAAGAGCAAATTTGACG
CCGAGTCCGACGCTTCGCGCTGCCTCGCGCTTCGGTGGAGCGGCTCCAGGAGTTCTCGCGGTTGCTGCG
GGCGGTGCACCAGATCCCGGGCCTGGACGTGCTACTTGGCTATACGGATGCTCATGGCGACCTGCTGCC
CTCACCAACGACGACAGCCTGCACCGGGCCCTGGCCAGCGGGCCCCGCCACTGCGCCTACTGGTGCAGA
AGCGGGCAGAAGCTGACTCCAGCGGCCTGGCTTTTGCCTCCAACCTCTGTCAGCGCGCAAGAAAGGGCT
CTTGCTGCGGCCAGTGGCACCCCTGCGCACCCGGCCACCCTTGCTAATCAGCCTGCCCAAGATTTCCGC
CAGGTTTCTCAGTCATAGACGTGGACCTACTGCCTGAGACCCACCGACGGGTGCGGCTGCAACAAGCATG
GTTCAGACCGCCCCCTGGGCTTCTACATCCGAGATGGCATGAGCGTGCGTGTGGCTCCCCAGGGCCTGGA
GCGGGTTCCAGGAATCTTCATCTCCCGCCTGGTACGTGGGGGTCTGGCTGAGAGTACAGGGCTGCTGGCG
GTCAGTGATGAGATCCTCGAGGTCAATGGCATTGAAGTAGCCGGGAAGACCTTGGACCAAGTGACGGACA
TGATGGTTGCCAACAGCCATAACCTCATTGTCACTGTCAAGCCCGCAACCAGCGCAATAACGTGGTGCG
AGGGGCATCTGGGCGTTTGACAGGTCTCCCTCTGCAGGGCCTGGGCTGCTGAGCCTGATAGTGACGAT
GACAGCAGTGACCTGGTCAATTGAGAACCAGCCAGCCTCCAGTTCCAATGGGCTGTCTCAGGGGCCCCCGT
GCTGGGACCTGCACCCTGGCTGCCGACATCCTGGTACCCGAGCTCTCTGCCCTCCTGGATGACCAGGA
GCAGGCCAGTTCTGGCTGGGGGAGTCGATTTCGAGGAGATGGTAGTGGTTTCAGCCTC

ACGCGTACGCGGCCGCTCGAGCAGAACTCATCTCAGAAGAGGATCTGGCAGCAAATGATATCCTGGATT
ACAAGGATGACGACGATAAGGTTTAA



[View online »](#)

Protein Sequence: >RC221092 representing NM_016948
Red=Cloning site Green=Tags(s)

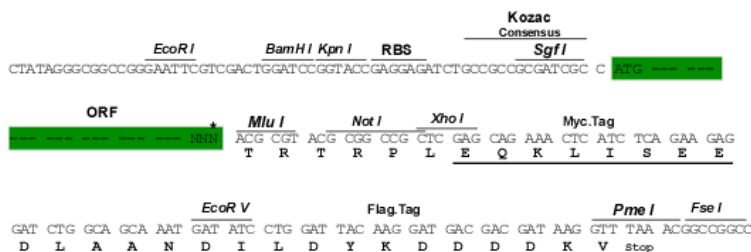
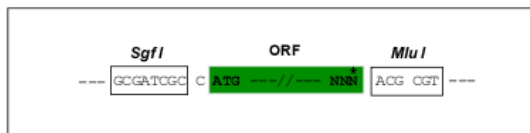
MARPQRTPARSPDSIVEVKSFKDAEFRFALPRASVSGFQEFSRLLRAVHQIPGLDVLLGYTDAHGDLPL
 LTNDDSLHRALASGPPPLRLLVQKRAEADSSGLAFASNSLQRRKKGLLLRPVAPLRTRPPLLI
 SLPQDFR QVSSVIDVDLLPETHRRVRLHKHGS DRPLGFYIRDGMSVRVAPQGLERVPGIFISRLV
 RGGLAESTGLLA VSDEILEVNGIEVAGKTLDQVTDMMVANSHNLIIVTKPANQRNNVVRGASGRL
 TGPPSAGPGPAEPDSDDDSSDLVIENRQPPSSNGLSQGPPCWDLHPGCRHPGTRSSLP
 SLDDQE QASSGWSRIRIGDGS GFSL

TRTRPLEQKLISEEDLAANDILDYKDDDDKV

Restriction Sites: SgfI-MluI

Cloning Scheme:

Cloning sites used for ORF Shuttling:



* The last codon before the Stop codon of the ORF

ACCN: NM_016948

ORF Size: 1038 bp

OTI Disclaimer: The molecular sequence of this clone aligns with the gene accession number as a point of reference only. However, individual transcript sequences of the same gene can differ through naturally occurring variations (e.g. polymorphisms), each with its own valid existence. This clone is substantially in agreement with the reference, but a complete review of all prevailing variants is recommended prior to use. [More info](#)

OTI Annotation: This clone was engineered to express the complete ORF with an expression tag. Expression varies depending on the nature of the gene.

Components: The ORF clone is ion-exchange column purified and shipped in a 2D barcoded Matrix tube containing 10ug of transfection-ready, dried plasmid DNA (reconstitute with 100 ul of water).

Reconstitution Method:

1. Centrifuge at 5,000xg for 5min.
2. Carefully open the tube and add 100ul of sterile water to dissolve the DNA.
3. Close the tube and incubate for 10 minutes at room temperature.
4. Briefly vortex the tube and then do a quick spin (less than 5000xg) to concentrate the liquid at the bottom.
5. Store the suspended plasmid at -20°C. The DNA is stable for at least one year from date of shipping when stored at -20°C.

RefSeq: [NM_016948.3](#)

RefSeq Size: 1269 bp

RefSeq ORF: 1041 bp

Locus ID: 50855

UniProt ID: [Q9NPB6](#)

Cytogenetics: 16q22.1

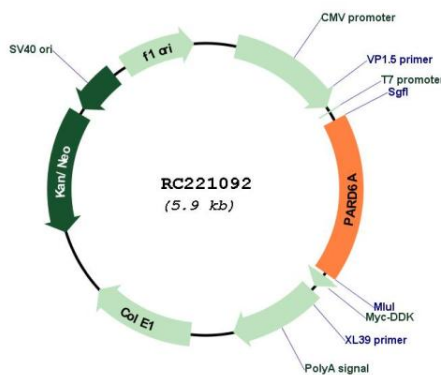
Protein Families: Druggable Genome, Transcription Factors

Protein Pathways: Endocytosis, Tight junction

MW: 37.2 kDa

Gene Summary: This gene is a member of the PAR6 family and encodes a protein with a PSD95/Disc-large/ZO1 (PDZ) domain and a semi-Cdc42/Rac interactive binding (CRIB) domain. This cell membrane protein is involved in asymmetrical cell division and cell polarization processes as a member of a multi-protein complex. The protein also has a role in the epithelial-to-mesenchymal transition (EMT) that characterizes the invasive phenotype associated with metastatic carcinomas. Alternate transcriptional splice variants, encoding different isoforms, have been characterized. [provided by RefSeq, Jul 2008]

Product images:



Circular map for RC221092