

Product datasheet for **RC221008**

APRIL (TNFSF13) (NM_003808) Human Tagged ORF Clone

Product data:

Product Type:	Expression Plasmids
Product Name:	APRIL (TNFSF13) (NM_003808) Human Tagged ORF Clone
Tag:	Myc-DDK
Symbol:	APRIL
Synonyms:	APRIL; CD256; TALL-2; TALL2; TNLG7B; TRDL-1; UNQ383/PRO715; ZTNF2
Mammalian Cell Selection:	Neomycin
Vector:	pCMV6-Entry (PS100001)
E. coli Selection:	Kanamycin (25 ug/mL)
ORF Nucleotide Sequence:	>RC221008 representing NM_003808 Red=Cloning site Blue=ORF Green=Tags(s)

TTTTGTAATACGACTCACTATAGGGCGGCCGGAATTCGTCGACTGGATCCGGTACCGAGGAGATCTGCCGCC**CGATCGC**C

ATGCCAGCCTCATCTCCTTTCTTGCTAGCCCCAAAGGGCCTCCAGGCAACATGGGGGGCCAGTCAGAGAGCCGGCACTCTCAGTTGCCCTCTGGTTGAGTTGGGGGGCAGCTCTGGGGCCGTGGCTTGCCATGGCTCTGCTGACCAACAACAGAGCTGCAGAGCCTCAGGAGAGAGGTGAGCCGGCTGCAGAGGACAGGAGGCCCTCCCAGAATGGGAAGGGTATCCCTGGCAGAGTCTCCGGAGCAGAGTCCGATGCCCTGGAAGCCTGGGAGAGTGGGGAGAGATCCCGAAAAGGAGAGCAGTGCTCACCCAAAAACAGAAGAAGCAGCACTCTGTCTGCACCTGGTTCCCATTAACGCCACCTCCAAGGATGACTCCGATGTGACAGAGGTGATGTGGCAACCA GCTCTTAGGCGTGGGAGAGGCCTACAGGCCAAGGATATGGTGTCCGAATCCAGGATGCTGGAGTTTATCTGCTGTATAGCCAGGTCCTGTTCAAGACGTGACTTTCACCATGGGTGAGGTGGTGTCTCGAGAAGGCCAAGGAAGGCAGGAGACTCTATTCCGATGTATAAGAAGTATGCCCTCCCACCCGGACCGGGCCATAACAGCTGCTATAGCGCAGGTGCTTCCATTTACACCAAGGGGATATTCTGAGTGCATAATTCGCCGGGCAAGGCGAAACTTAACCTCTCTCCACATGGAACCTTCTGGGGTTGTGAAACTG

ACGCGTACGCGGCCGCTCGAGCAGAACTCATCTCAGAAGAGGATCTGGCAGCAAATGATATCCTGGATTACAAGGATGACGACGATAAGGTTTAA



[View online »](#)

Protein Sequence: >RC221008 representing NM_003808
 Red=Cloning site Green=Tags(s)

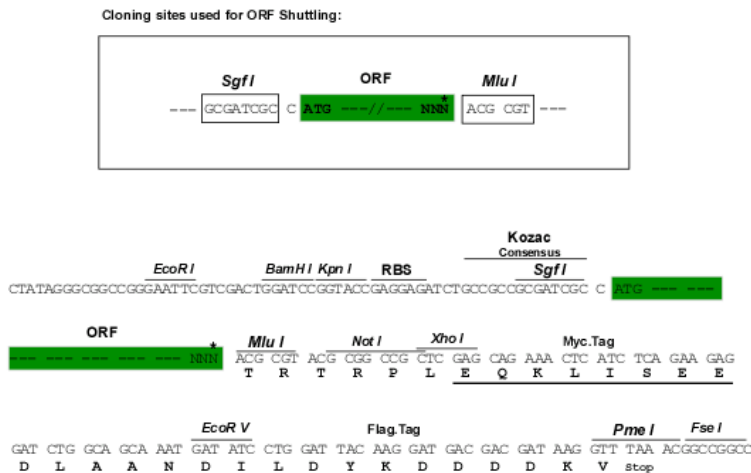
MPASSPFLAPKPPGNMGGPVREPALSVALWLSWGAALGAVACAMALLTQQTELQSLRREVSRLQRTGG
 PSQNGEGYPWQSLPEQSSDALEAWESGERSRKRRAVL TQKQKQHSLHLVPINATSKDDSDVTEVMWQP
 ALRRRGRGLQAQYGVRIQDAGVYLLYSQVLFQDVTFTMGQVVSREGQGRQETLFR CIRSMPSHPDRAYNS
 CYSAGVFHLHQGDILSVIIPRARA LNLSPHGTFLGFVKL

TRTRPLEQKLISEEDLAANDILDYKDDDDKV

Chromatograms: https://cdn.origene.com/chromatograms/mk6116_b05.zip

Restriction Sites: SgfI-MluI

Cloning Scheme:



* The last codon before the Stop codon of the ORF

ACCN: NM_003808

ORF Size: 750 bp

OTI Disclaimer: The molecular sequence of this clone aligns with the gene accession number as a point of reference only. However, individual transcript sequences of the same gene can differ through naturally occurring variations (e.g. polymorphisms), each with its own valid existence. This clone is substantially in agreement with the reference, but a complete review of all prevailing variants is recommended prior to use. [More info](#)

OTI Annotation: This clone was engineered to express the complete ORF with an expression tag. Expression varies depending on the nature of the gene.

Components: The ORF clone is ion-exchange column purified and shipped in a 2D barcoded Matrix tube containing 10ug of transfection-ready, dried plasmid DNA (reconstitute with 100 ul of water).

Reconstitution Method:

1. Centrifuge at 5,000xg for 5min.
2. Carefully open the tube and add 100ul of sterile water to dissolve the DNA.
3. Close the tube and incubate for 10 minutes at room temperature.
4. Briefly vortex the tube and then do a quick spin (less than 5000xg) to concentrate the liquid at the bottom.
5. Store the suspended plasmid at -20°C. The DNA is stable for at least one year from date of shipping when stored at -20°C.

RefSeq: [NM_003808.3](#)

RefSeq Size: 2276 bp

RefSeq ORF: 753 bp

Locus ID: 8741

UniProt ID: [O75888](#)

Cytogenetics: 17p13.1

Domains: TNF

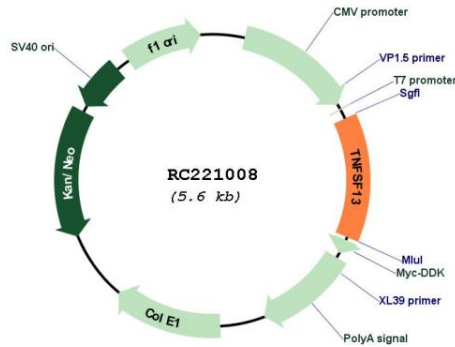
Protein Families: Druggable Genome, Secreted Protein, Transmembrane

Protein Pathways: Cytokine-cytokine receptor interaction

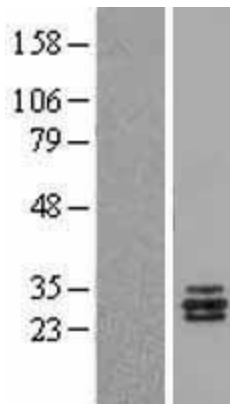
MW: 27.3 kDa

Gene Summary: The protein encoded by this gene is a member of the tumor necrosis factor (TNF) ligand family. This protein is a ligand for TNFRSF17/BCMA, a member of the TNF receptor family. This protein and its receptor are both found to be important for B cell development. In vitro experiments suggested that this protein may be able to induce apoptosis through its interaction with other TNF receptor family proteins such as TNFRSF6/FAS and TNFRSF14/HVEM. Alternative splicing results in multiple transcript variants. Some transcripts that skip the last exon of the upstream gene (TNFSF12) and continue into the second exon of this gene have been identified; such read-through transcripts are contained in GeneID 407977, TNFSF12-TNFSF13. [provided by RefSeq, Oct 2010]

Product images:



Circular map for RC221008



Western blot validation of overexpression lysate (Cat# [LY401250]) using anti-DDK antibody (Cat# [TA50011-100]). Left: Cell lysates from untransfected HEK293T cells; Right: Cell lysates from HEK293T cells transfected with RC221008 using transfection reagent MegaTran 2.0 (Cat# [TT210002]).