

Product datasheet for RC220824

IFNA17 (NM_021268) Human Tagged ORF Clone

Product data:

Product Type: Expression Plasmids
Product Name: IFNA17 (NM_021268) Human Tagged ORF Clone
Tag: Myc-DDK
Symbol: IFNA17
Synonyms: IFN-alpha1; IFNA; INFA; LEIF2C1
Mammalian Cell Selection: Neomycin
Vector: pCMV6-Entry (PS100001)
E. coli Selection: Kanamycin (25 ug/mL)
ORF Nucleotide Sequence: >RC220824 ORF sequence
Red=Cloning site Blue=ORF Green=Tags(s)

TTTTGTAATACGACTCACTATAGGGCGGCCGGAATTCGTCGACTGGATCCGGTACCGAGGAGATCTGCC
GCC**CGATCGCC**

ATGGCCCTGTCTTTTCTTTACTGATGGCCGTGCTGGTGCTCAGCTACAAATCCATCTGTTCTCTAGGCT
GTGATCTGCCTCAGACCCACAGCCTGGGTAATAGGAGGGCCTTGATACTCCTGGCACAAATGGGAAGAAT
CTCTCCTTTCTCCTGCCTGAAGGACAGACATGACTTTGGACTTCCCAGGAGGAGTTTGATGGCAACCAG
TTCCAGAAGACTCAAGCCATCTCTGTCTCCATGAGATGATCCAGCAGACCTTCAATCTCTTCAGCACAG
AGGACTCATCTGTGCTTGGGAACAGAGCCTCCTAGAAAAATTTCCACTGAACCTTACCAGCAACTGAA
TAACCTGGAAGCATGTGTGATACAGGAGTTGGGATGGAAGAGACTCCCCTGATGAATGAGGACTCCATC
CTGGCTGTGAGGAAATACTTCAAAGAATCACTCTTTATCTAACAGAGAAGAAATACAGCCCTTGTGCCT
GGGAGGTTGTCAGAGCAGAAATCATGAGATCTCTCTTTTTCAACAAACTTGCAAAAAATATTAAGGAG
GAAGGAT

ACGCGTACGCGGCCGCTCGAGCAGAACTCATCTCAGAAGAGGATCTGGCAGCAATGATATCCTGGATT
ACAAGGATGACGACGATAAGGTTTAA

Protein Sequence: >RC220824 protein sequence
Red=Cloning site Green=Tags(s)

MALSFLLMAVLVLSYKSICSLGCDLPQTHSLGNRRALILLAQMGRISPFSLKDRHDFGLPQEEFDGNQ
FQKTQAISVLHEMIQQTFNLFSTEDSSAAWEQSLLEKFSSTELYQQLNNLEACVIQEVGMEETPLMNEDSI
LAVRKYFQRITLYLTEKKYSPCAWEVRAEIMRSLSFSTNLQKILRRKD

TRTRPLEQKLISEEDLAANDILDYKDDDDKV



Chromatograms: https://cdn.origene.com/chromatograms/mk6450_d03.zip

Restriction Sites: Sgfl-MluI

Cloning Scheme:



ACCN: NM_021268

ORF Size: 567 bp

OTI Disclaimer: The molecular sequence of this clone aligns with the gene accession number as a point of reference only. However, individual transcript sequences of the same gene can differ through naturally occurring variations (e.g. polymorphisms), each with its own valid existence. This clone is substantially in agreement with the reference, but a complete review of all prevailing variants is recommended prior to use. [More info](#)

OTI Annotation: This clone was engineered to express the complete ORF with an expression tag. Expression varies depending on the nature of the gene.

Components: The ORF clone is ion-exchange column purified and shipped in a 2D barcoded Matrix tube containing 10ug of transfection-ready, dried plasmid DNA (reconstitute with 100 ul of water).

Reconstitution Method:

1. Centrifuge at 5,000xg for 5min.
2. Carefully open the tube and add 100ul of sterile water to dissolve the DNA.
3. Close the tube and incubate for 10 minutes at room temperature.
4. Briefly vortex the tube and then do a quick spin (less than 5000xg) to concentrate the liquid at the bottom.
5. Store the suspended plasmid at -20°C. The DNA is stable for at least one year from date of shipping when stored at -20°C.

RefSeq: [NM_021268.2](#), [NP_067091.1](#)

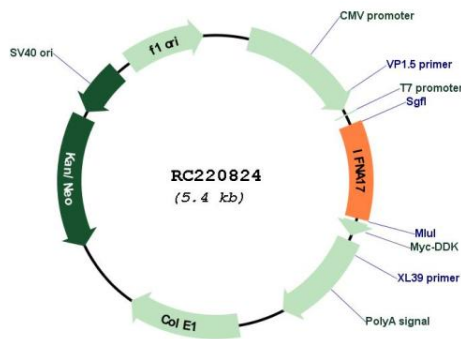
RefSeq Size: 980 bp

RefSeq ORF: 570 bp


Locus ID: 3451

UniProt ID: [P01571](#)
Cytogenetics: 9p21.3
Protein Families: Druggable Genome, Secreted Protein
Protein Pathways: Antigen processing and presentation, Autoimmune thyroid disease, Cytokine-cytokine receptor interaction, Cytosolic DNA-sensing pathway, Jak-STAT signaling pathway, Natural killer cell mediated cytotoxicity, Regulation of autophagy, RIG-I-like receptor signaling pathway, Toll-like receptor signaling pathway
MW: 21.7 kDa
Gene Summary: Produced by macrophages, IFN-alpha have antiviral activities. Interferon stimulates the production of two enzymes: a protein kinase and an oligoadenylate synthetase. [UniProtKB/Swiss-Prot Function]


Product images:



Circular map for RC220824



Western blot validation of overexpression lysate (Cat# [LY411980]) using anti-DDK antibody (Cat# [TA50011-100]). Left: Cell lysates from untransfected HEK293T cells; Right: Cell lysates from HEK293T cells transfected with RC220824 using transfection reagent MegaTran 2.0 (Cat# [TT210002]).



Coomassie blue staining of purified IFNA17 protein (Cat# [TP320824]). The protein was produced from HEK293T cells transfected with IFNA17 cDNA clone (Cat# RC220824) using MegaTran 2.0 (Cat# [TT210002]).