

Product datasheet for **RC220811**

MYSM1 (NM_001085487) Human Tagged ORF Clone

Product data:

Product Type:	Expression Plasmids
Tag:	Myc-DDK
Symbol:	MYSM1
Synonyms:	2A-DUB; 2ADUB; BMFS4
Mammalian Cell Selection:	Neomycin
Vector:	pCMV6-Entry (PS100001)
E. coli Selection:	Kanamycin (25 ug/mL)



[View online »](#)

ORF Nucleotide Sequence: >RC220811 representing NM_001085487
Red=Cloning site Blue=ORF Green=Tags(s)

TTTTGTAATACGACTCACTATAGGGCGCCGGGAATTCGTGCGACTGGATCCGGTACCGAGGAGATCTGCC
GCCGCGATCGCC

ATGCGCGCTGAAGAGCGGATGTGGATATCGAAGGGGACGTGGTAGCGGCGCGGGGCACAGCCAGGAA
GTGGTGAAAATACAGCATCAGTTTTACAAAAGATCACTATCTTGATTCATCTTGAGAACAGAGAAATGG
CCTTATTCCTTGGACCTTGGATAACACCATCAGTGAAGAGAACAGAGCTGTTATTGAGAAAAATGTTGTTG
GAAGAAGAATATTTTATCTAAAAATCACACCAGAAAAAGTCTGGCTTGATCAAAAAGGAAGATGATA
AAAAATACATGAAGAGTCTGCAGAAAACAGCAAAAATCATGGTACACTCTCCTACAAAACAGCCAGTTA
CTCAGTAAAGTGGACGATAGAAGAAAAAGAGCTGTTTGAACAAGGGCTGGCTAAATTTGGCCGAAGATGG
ACCAAAATTTCAAAGCTAATTGGAAGCGCACTGTTTTACAAGTGAAGAGTTATGCAAGACAGTATTTTA
AAAATAAGGTCAAATGCGGTCTGGATAAAGAAACACCAAAATCAGAAGACCGCCATAATCTTCAAGTTAA
AAATGAAGATAAAGGGACAAAGGCATGGACACCATCATGTTAAGGGGACGTGCTGATCCCAACTGAAT
GCTGTAAAAATGAAAAGTTATCTGATGATGAAGAAGTAGACATCACAGATGAGGTGGACGAGTTGCTCTT
CTCAACACCCAGAAAGTCTAGCAGTATCTCTTGTAGACTTTCTAATAGTAAAAATGCATGAAAC
CAATCAAGGAGAATTCATTACTTCTGACAGCCAGGAAGCTCTCTTTTCTAAGTCTTCCAGGGGCTGTCTT
CAAAATGAAAAGCAAGATGAAACACTTTCAAGCTCAGAAATTACTGTGGACTGAGAAACAGAGCAATG
GTGACAAAAAATCAATTGAATTAATGACCAGAAATTAATGAATTGATTAAAAACGCAACAAGCATGA
TGGAAGGGGAATAATAGTTGATGCCAGGCAGTTGCCTTCTCCAGAGCCTTGTGAAAATTCAGAAAAATTTG
AATGATAATGAAATGCTTTTTTCACTTCTGCCAAATGGTAGAGGAAAGCCATGAGGAAGAAGAGCTTAAGC
CACCAGAACAGGAAATAGAAATAGATAGAAATATCATTCAAGAAGAAGAAAAACAAGCAATTCCTGAGTT
TTTTGAGGGGCGCCAAGCTAAAACACCAGAACGCTATTTGAAAATTAGAAATATATTTGGATCAATGG
GAGATATGCAAAACAAAATACTTAAATAAGACCTCAGTACGTCCTGGCCTGAAGAACTGTGGAGATGTTA
ATTGTATTGGACGGATTACATACACTCGAATGATAGGAGCAATCAATTTTGGATGTGAACAGGCTGT
GTATAATAGGCCACAAACAGTTGACAAAGTACGAATCAGAGACAGAAAAGATGCAGTAGAAGCATACCAA
CTTGCCACGCGCTGCAGTCTATGCGTACAAGGAGACGTAGGGTCCGAGACCCATGGGGAACCTGGTGTG
ATGCAAAGGACTTAGAAGGACAAACGTTTGAAGCATCTCTCTGCTGAGGAGTTGGCAAAAAGAAGAGAAGA
GGAAAAAGGCAGACCTGTTAAATCTTTAAAAGTGCCAAGACCAACAAAAGCTCGTTTGATCCCTCCAA
CTGATACCTTGTAATTTTTTGTAGTGAAGAAAAGCAGGAGCCATTTAGGTGAAAGTGGCTTCAGAAAGC
TTTTAATAATGGATTTGCATGCTCATGTTTCTATGGCAGAAGTGATTGGTCTGTTAGGAGGAAGATACTC
AGAAGTTGATAAAGTAGTTGAAGTCTGTGCAGCAGAACCATGTAACAGTCTGAGTACAGGACTACAGTGT
GAGATGGATCCTGTATCACAAACACAGGCCTCAGAAACCTTGGCTGTTAGAGGCTTCAGTGTATTGGAT
GGTATCATTCTCATCCTGCTTTTGTCTTAACTCTTCTTACGAGATATTGACACACAAGCTAAATACCA
GAGTTACTTCTCCAGAGGAGGTGCAAAGTTTCAATGGGATGATTGTTAGTCCCTATAATCGAAATAATCCC
TTACCATATTCTCAGATTACCTGCCTGTTATAAGTGAAGAAATAGCCAGATGGCTCTTATCGCTTAC
CTTACAAATTTGAAGTACAGCAGATGTTAGAAGAACCTCAGTGGGATTAGTATTTGAAAAGACAAGATG
GATAATAGAAAAATACAGGCTCTCCATAGCAGCGTCCCCATGGATAAAATCTTTCGCCGGGATTCTGAC
CTGACTTGTTCAGAAAATTTTGGAGTGTATGAGGAAGACTCTGAGCAAAGTACCAATTGCTTTATGG
CTGAAGAAATCTTGACTGAAATAGAAAATTTGTTCTTTCCAATTATAAAAAGCAACCAAGAGAATGGAGT
AACCGAAGAGAAGTGTACAAAGGAATTGTTAATG

ACGCGTACGCGCCGCTCGAGCAGAACTCATCTCAGAAGAGGATCTGGCAGCAAATGATATCCTGGATT
ACAAGGATGACGACGATAAGGTTTAA

Protein Sequence:

>RC220811 representing NM_001085487

Red=Cloning site Green=Tags(s)

MAAEEADVDIIEGDVVAAGAQP GSGENTASVLQKDHLYLDSSWRTEGLIPWTL DNTI SEENRAVIEKMLL
EEEEYL SKKSQPEKVWLDQKEDDKKYM KSLQKTAKIMVHSPTK PASYSVKWTIEEKELFEQGLAKFGRRW
TKISKLIGSRTLQVKS YARQYFNKVKCGLDKETPNQKTGHNLQVKNEDKGT KAWTPSCLRGRADPNLN
AVKIEKLSDD EEV DITDEVDELSSQTPQKNSSD LLLDFPNSKM HETNQGEFITS DSQ EALF SKSSRGCL
QNEKQDETLSSSEITLWTEKQSN GDKK SIELNDQKFNELIKNCNKHDGRGIIVDARQLPSPEPCEIQKNL
NDNEMLFHSCQMVEESHEEEELKPPQEIEIDRNI IQEEEEQA IPEFFEGRQAKTPERYLKIRNYILDQW
EICKPKYLNKTSVRPGLKNCGDVNCIGRIHTYLELIGAINFGCEQAVYNRPQTVDKVRIRDRKDAVEAYQ
LAQRLQSMRTRRRRV RDPWGNWCDAKDLEGQTFEHL SAEELAKRREEEKGRPVKSLKVPRPTKSSFDPFQ
LIPC NFFSEEKQEPFQVKVASEALLIMDLHAHV SMAEVI GLLGGRYSEVDKVV ECAAEPCNSLSTGLQC
EMDPVSQTQASET LAVRGFSVIGWYHSHPAFDPNPSLRDIDTQAKYQSYFSRGGAKFIGMIVSPYNRNPN
LPYSQITCLVISEEISPDGSYRLPYKFEVQQMLEEPQWGLVFEKTRWIEKYRLSHSSVPMDKIFRRDSD
LTCLQKLL ECMRKTLSKVTNCFMAEEFLTEIENLFLSNYKSNQENGVTEENCTKELLM

TRTRPLEQKLI SEEDLAANDILDYKDDDDKV

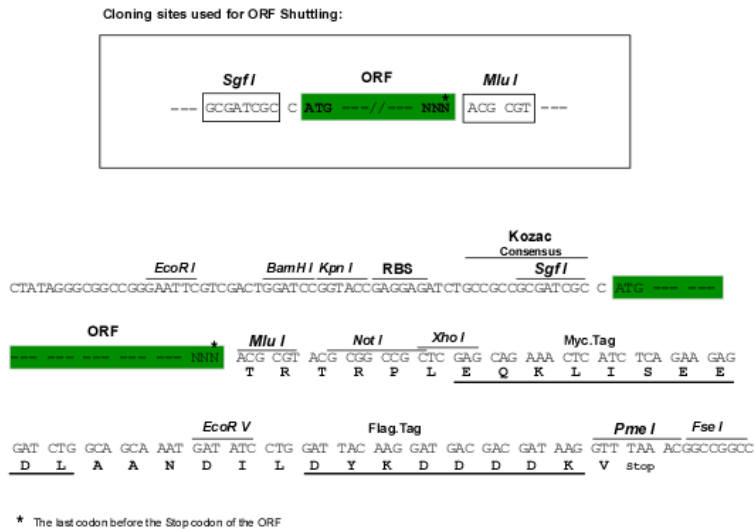
Chromatograms:

https://cdn.origene.com/chromatograms/mk8005_f10.zip

Restriction Sites:

Sgfl-MluI

Cloning Scheme:



ACCN: NM_001085487

ORF Size: 2484 bp

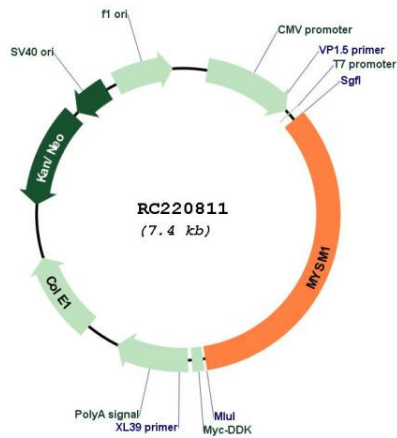
OTI Disclaimer: The molecular sequence of this clone aligns with the gene accession number as a point of reference only. However, individual transcript sequences of the same gene can differ through naturally occurring variations (e.g. polymorphisms), each with its own valid existence. This clone is substantially in agreement with the reference, but a complete review of all prevailing variants is recommended prior to use. [More info](#)

OTI Annotation: This clone was engineered to express the complete ORF with an expression tag. Expression varies depending on the nature of the gene.

Components: The ORF clone is ion-exchange column purified and shipped in a 2D barcoded Matrix tube containing 10ug of transfection-ready, dried plasmid DNA (reconstitute with 100 ul of water).

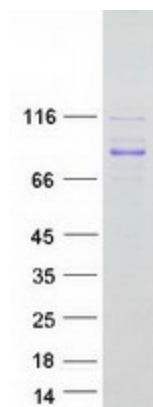
Reconstitution Method:	<ol style="list-style-type: none">1. Centrifuge at 5,000xg for 5min.2. Carefully open the tube and add 100ul of sterile water to dissolve the DNA.3. Close the tube and incubate for 10 minutes at room temperature.4. Briefly vortex the tube and then do a quick spin (less than 5000xg) to concentrate the liquid at the bottom.5. Store the suspended plasmid at -20°C. The DNA is stable for at least one year from date of shipping when stored at -20°C.
Note:	Plasmids are not sterile. For experiments where strict sterility is required, filtration with 0.22um filter is required.
RefSeq:	NM_001085487.3
RefSeq Size:	2589 bp
RefSeq ORF:	2487 bp
Locus ID:	114803
UniProt ID:	Q5VVJ2
Cytogenetics:	1p32.1
Protein Families:	Protease
MW:	94.9 kDa
Gene Summary:	<p>Metalloprotease that specifically deubiquitinates monoubiquitinated histone H2A, a specific tag for epigenetic transcriptional repression, thereby acting as a coactivator. Preferentially deubiquitinates monoubiquitinated H2A in hyperacetylated nucleosomes. Deubiquitination of histone H2A leads to facilitate the phosphorylation and dissociation of histone H1 from the nucleosome. Acts as a coactivator by participating in the initiation and elongation steps of androgen receptor (AR)-induced gene activation. Required for correct regulation of hematopoiesis and lymphocyte differentiation (PubMed:28115216, PubMed:26220525). [UniProtKB/Swiss-Prot Function]</p>

Product images:



Circular map for RC220811

Western validation with an anti-DDK antibody
 * L: Control HEK293 lysate R: Over-expression lysate



Coomassie blue staining of purified MYSM1 protein (Cat# [TP320811]). The protein was produced from HEK293T cells transfected with MYSM1 cDNA clone (Cat# RC220811) using MegaTran 2.0 (Cat# [TT210002]).