

Product datasheet for **RC220792**

OCIAD1 (NM_001079842) Human Tagged ORF Clone

Product data:

Product Type: Expression Plasmids
Product Name: OCIAD1 (NM_001079842) Human Tagged ORF Clone
Tag: Myc-DDK
Symbol: OCIAD1
Synonyms: ASRIJ; OCIA; TPA018
Mammalian Cell Selection: Neomycin
Vector: pCMV6-Entry (PS100001)
E. coli Selection: Kanamycin (25 ug/mL)
ORF Nucleotide Sequence: >RC220792 representing NM_001079842
Red=Cloning site Blue=ORF Green=Tags(s)

TTTTGTAATACGACTCACTATAGGGCGGCCGGAATTCGTCGACTGGATCCGGTACCGAGGAGATCTGCC
GCC**CGATCGCC**

ATGAATGGGAGGGCTGATTTTCGAGAGCCGAATGCAGAGGTTCCAAGACCAATCCCCACATAGGGCCTG
ATTACATTTCCAACAGAGGAAGAAAGGAGAGTCTTCGCAGAATGCAATGATGAAAGCTTCTGGTTCAGATC
TGTGCCTTTGGCTGCAACAAGTATGTTGATTACTCAAGGATTAATTAGTAAAGGAATACTTTCAAGTCAT
CCCAAATATGGTCCATCCCTAACTTACTTGTCTGTATCATGGGATACTTTGCTGGAAAACCTTCTT
ATGTGAAAACCTGCCAAGAGAAATCAAGAAACTTGAAAATCCCCCTTGAGAGAAGCTTACGATCAGG
ACAAGCAGCAGATCTTACCACCTGGGCACTATTATCAAAAGTCAAAATATGACTCAAGTGTGAGTGGT
CAATCATCTTTGTGACATCCCCAGCAGCAGACAACATAGAAATGCTTCTCATTATGAGCCAATCCAT
TCAGTTCTTCTATGAATGAATCTGCTCCCACTGGTATTACTGATCATATTGTCCAAGGTAGAAAACCTCTC
T

ACGCGTACGCGGCCGCTCGAGCAGAACTCATCTCAGAAGAGGATCTGGCAGCAATGATATCCTGGATT
ACAAGGATGACGACGATAAGGTTTAA

Protein Sequence: >RC220792 representing NM_001079842
Red=Cloning site Green=Tags(s)

MNGRADFREPNAEVRPRIPHIGPDYIPTEEERRVFAECNDESFWRFSVPLAATSMITQGLISKILSSH
PKYGSIPKLILACIMGYFAGKLSYVKTCQEKFKKLENSPLGEALRSGQARRSSPPGHYYQKSKYDSSVSG
QSSFVTSAAADNIEMLPHYEPIPFSSSMNESAPTGITDHIVQGRNFS

TRTRPLEQKLISEEDLAANDILDYKDDDDKV



[View online »](#)

Chromatograms: https://cdn.origene.com/chromatograms/ja1461_c03.zip

Restriction Sites: SgfI-MluI

Cloning Scheme:



ACCN: NM_001079842

ORF Size: 561 bp

OTI Disclaimer: The molecular sequence of this clone aligns with the gene accession number as a point of reference only. However, individual transcript sequences of the same gene can differ through naturally occurring variations (e.g. polymorphisms), each with its own valid existence. This clone is substantially in agreement with the reference, but a complete review of all prevailing variants is recommended prior to use. [More info](#)

OTI Annotation: This clone was engineered to express the complete ORF with an expression tag. Expression varies depending on the nature of the gene.

Components: The ORF clone is ion-exchange column purified and shipped in a 2D barcoded Matrix tube containing 10ug of transfection-ready, dried plasmid DNA (reconstitute with 100 ul of water).

Reconstitution Method:

1. Centrifuge at 5,000xg for 5min.
2. Carefully open the tube and add 100ul of sterile water to dissolve the DNA.
3. Close the tube and incubate for 10 minutes at room temperature.
4. Briefly vortex the tube and then do a quick spin (less than 5000xg) to concentrate the liquid at the bottom.
5. Store the suspended plasmid at -20°C. The DNA is stable for at least one year from date of shipping when stored at -20°C.

RefSeq: [NM_001079842.1](#), [NP_001073311.1](#)

RefSeq Size: 1754 bp

RefSeq ORF: 585 bp

Locus ID: 54940

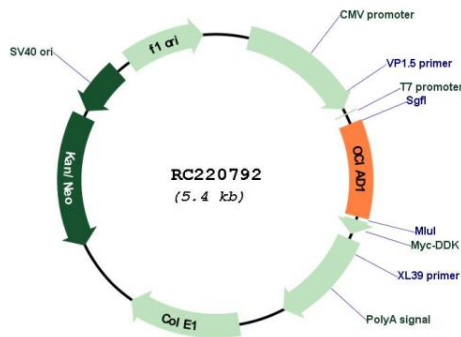
UniProt ID: [Q9NX40](#)

Cytogenetics: 4p11

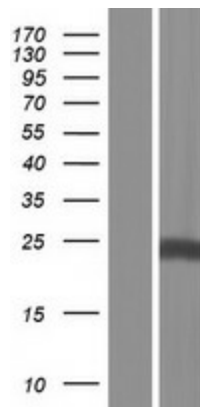
MW: 21.4 kDa

Gene Summary: Maintains stem cell potency (By similarity). Increases STAT3 phosphorylation and controls ERK phosphorylation (By similarity). May act as a scaffold, increasing STAT3 recruitment onto endosomes (By similarity). Involved in integrin-mediated cancer cell adhesion and colony formation in ovarian cancer (PubMed:20515946).[UniProtKB/Swiss-Prot Function]


Product images:



Circular map for RC220792



Western blot validation of overexpression lysate (Cat# [LY421556]) using anti-DDK antibody (Cat# [TA50011-100]). Left: Cell lysates from untransfected HEK293T cells; Right: Cell lysates from HEK293T cells transfected with RC220792 using transfection reagent MegaTran 2.0 (Cat# [TT210002]).



Coomassie blue staining of purified OCIAD1 protein (Cat# [TP320792]). The protein was produced from HEK293T cells transfected with OCIAD1 cDNA clone (Cat# RC220792) using MegaTran 2.0 (Cat# [TT210002]).