

Product datasheet for **RC220679**

DNAJB12 (NM_017626) Human Tagged ORF Clone

Product data:

Product Type: Expression Plasmids
Product Name: DNAJB12 (NM_017626) Human Tagged ORF Clone
Tag: Myc-DDK
Symbol: DNAJB12
Synonyms: DJ10
Mammalian Cell Selection: Neomycin
Vector: pCMV6-Entry (PS100001)
E. coli Selection: Kanamycin (25 ug/mL)
ORF Nucleotide Sequence: >RC220679 ORF sequence
Red=Cloning site Blue=ORF Green=Tags(s)

TTTTGTAATACGACTCACTATAGGGCGGCCGGAATTCGTCGACTGGATCCGGTACCGAGGAGATCTGCC
GCC**CGGATCGCC**

ATGGAATCCAACAAGGATGAAGCTGAGCGCTGTATCAGCATCGCCCTCAAGGCCATCCAGAGCAACCAGC
CCGACCGGGCGCTCCGCTTCTGGAGAAGGCACAGCGGCTGTATCCGACGCCGCGAGTTCGCGCCCTGAT
TGAGTCCCTCAACCAGAAACCACAGACTGCCGGTGACCAACCCCAACACAGACACAACCCATGCCACC
CACAGGAAAGCAGGTGGGACCGATGCCCTCGGCCAACGGTGAAGCTGGAGGAGAGACACCAAAGGCT
ACACTGCAGAACAGGTTGCAGCTGTAAAAGGGTCAAGCAATGTAAGATTACTATGAGATCCTGGGGT
GAGCAGAGGGGCTCGGATGAGGACCTGAAGAAGGCTACCGCAGACTGGCCCTCAAATTCACCCAGAC
AAGAACCACGCACCTGGTGCCACTGAAGCCTTCAAGCCATTGGCACAGCATATGCGGTACTCAGCAACC
CGGAGAAGAGGAAGCAGTATGACCAGTTCGGCGATGACAAGAGCCAGGCGGCCCGGCACGGCCATGGGCA
TGGGGATTTCCACCGTGGCTTTGAGGCCGACATCTCCCTGAAGACCTTCAACATGTTCTTTGGCGGC
GGCTTCCCTTCTAGTAACGTCCACGTCTACAGCAACGGCCGATGCGCTATACCTACCAGCAAAGGCAGG
ACCGCAGGGACAACCAGGGTGTGGCGGGCTAGGGGTGTTGTGCAGCTGATGCCTATCCTCATCCTGAT
TCTCGTGTGAGTCTCAGCCAGCTCATGGTCTCCAGTCCACCCTACAGTCTGAGTCCAAGACCGTCCGTTG
GGCCACATCCACAGGCGAGTCACTGACCACCTGGGTGTCGTCTACTATGTGGGAGACACTTCTCCGAAG
AGTACACAGGCTCCAGCCTCAAAAACAGTCGAGCGGAATGTGGAAGATGATTATATCGCCAACCTCCGGAA
CAACTGCTGGAAGGAGAAGCAGCAGAAGGAAGGCTTGCTGTACCGGGCACGCTACTTTGGCGACACAGAT
ATGTACCACAGAGCACAGAAGATGGGCACCCCAAGCTGCAGCCGACTGTCAGAGGTGCAGGCCTCCCTGC
ATGGA

ACGCGTACGCGGCCGCTCGAGCAGAACTCATCTCAGAAGAGGATCTGGCAGCAAATGATATCCTGGATT
ACAAGGATGACGACGATAAGGTTTAA



Protein Sequence: >RC220679 protein sequence
Red=Cloning site Green=Tags(s)

MESNKDEAERCISIALKAIQSNQPDRALRFLEKAQRLYPTPRVRLIESLNQKPQTAGDQPPTDTTHAT
 HRKAGGTDAPSANGEAGGESTKGYTAEQVAAVKRVKQCKDYIEILGVSRGASDEDLKKAYRRLALKFHPD
 KNHAPGATEAFKAIGTAYAVLSNPEKRRQYDQFGDDKSQAARHGHGHGDFHRGFADISPEDLFNMFFGG
 GFPSSNVHVYSNGRMRYTYQQRQDRRDNDQGGGLGVFVQLMPILILILVSALSQLMVSSPPYSLSPRPSV
 GHIHRRVTDHLGVVYVYVGDTFSEEYTGSSSLKTVERNVEDDYIANLRNNCWKEKQKQEGLLYRARYFGDTE
 MYHRAQKMGTPSCSRLSEVQASLHG

TRTRPLEQKLISEEDLAANDILDYKDDDDKV

Chromatograms: https://cdn.origene.com/chromatograms/mk6356_h01.zip

Restriction Sites: SgfI-MluI

Cloning Scheme:



* The last codon before the Stop codon of the ORF

ACCN: NM_017626

ORF Size: 1125 bp

OTI Disclaimer: The molecular sequence of this clone aligns with the gene accession number as a point of reference only. However, individual transcript sequences of the same gene can differ through naturally occurring variations (e.g. polymorphisms), each with its own valid existence. This clone is substantially in agreement with the reference, but a complete review of all prevailing variants is recommended prior to use. [More info](#)

OTI Annotation: This clone was engineered to express the complete ORF with an expression tag. Expression varies depending on the nature of the gene.

Components: The ORF clone is ion-exchange column purified and shipped in a 2D barcoded Matrix tube containing 10ug of transfection-ready, dried plasmid DNA (reconstitute with 100 ul of water).

Reconstitution Method:

1. Centrifuge at 5,000xg for 5min.
2. Carefully open the tube and add 100ul of sterile water to dissolve the DNA.
3. Close the tube and incubate for 10 minutes at room temperature.
4. Briefly vortex the tube and then do a quick spin (less than 5000xg) to concentrate the liquid at the bottom.
5. Store the suspended plasmid at -20°C. The DNA is stable for at least one year from date of shipping when stored at -20°C.

RefSeq: [NM_017626.6](#)

RefSeq Size: 3215 bp

RefSeq ORF: 1128 bp

Locus ID: 54788

UniProt ID: [Q9NXW2](#)

Cytogenetics: 10q22.1

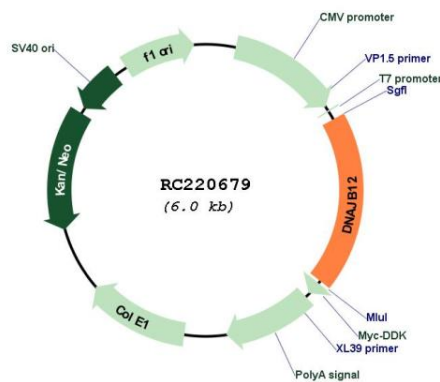
Domains: Dnaj

Protein Families: Transmembrane

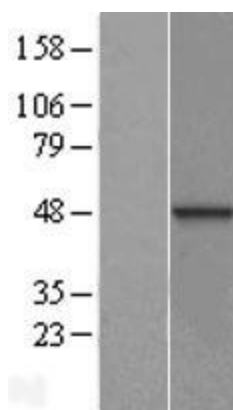
MW: 41.9 kDa

Gene Summary: DNAJB12 belongs to the evolutionarily conserved DNAJ/HSP40 family of proteins, which regulate molecular chaperone activity by stimulating ATPase activity. DNAJ proteins may have up to 3 distinct domains: a conserved 70-amino acid J domain, usually at the N terminus; a glycine/phenylalanine (G/F)-rich region; and a cysteine-rich domain containing 4 motifs resembling a zinc finger domain (Ohtsuka and Hata, 2000 [PubMed 11147971]).[supplied by OMIM, Mar 2008]


Product images:



Circular map for RC220679



Western blot validation of overexpression lysate (Cat# [LY413670]) using anti-DDK antibody (Cat# [TA50011-100]). Left: Cell lysates from untransfected HEK293T cells; Right: Cell lysates from HEK293T cells transfected with RC220679 using transfection reagent MegaTran 2.0 (Cat# [TT210002]).



Coomassie blue staining of purified DNAJB12 protein (Cat# [TP320679]). The protein was produced from HEK293T cells transfected with DNAJB12 cDNA clone (Cat# RC220679) using MegaTran 2.0 (Cat# [TT210002]).