OriGene Technologies, Inc.
9620 Medical Center Drive, Ste 200
Rockville, MD 20850, US
Phone: +1-888-267-4436
https://www.origene.com
techsupport@origene.com
EU: info-de@origene.com
CN: techsupport@origene.cn

Product datasheet for RC220574

RED2 (ADARB2) (NM_018702) Human Tagged ORF Clone

Product data:

Product Type:	Expression Plasmids
Product Name:	RED2 (ADARB2) (NM_018702) Human Tagged ORF Clone
Tag:	Myc-DDK
Symbol:	RED2
Synonyms:	ADAR3; RED2
Mammalian Cell Selection:	Neomycin
Vector:	pCMV6-Entry (PS100001)
E. coli Selection:	Kanamycin (25 ug/mL)

This product is to be used for laboratory only. Not for diagnostic or therapeutic use.
©2023 OriGene Technologies, Inc., 9620 Medical Center Drive, Ste 200, Rockville, MD 20850, US

View online »

ORF Nucleotide Sequence:

>RC220574 representing NM_018702
Red=Cloning site Blue=ORF Green=Tags(s)

TTTTGTAATACGACTCACTATAGGGCGGCCGGGAATTCGTCGACTGGATCCGGTACCGAGGAGATCTGCC
GCCGCGATCGCC

ATGGCCTCGGTCCTGGGGAGCGGCAGAGGGTCTGGAGGGCTGAGCAGTCAACTCAAATGCAAGTCCAAGA
GGAGGAGGAGGCGGAGGTCCAAGCGGAAAGATAAAGTAAGCATATTGTCAACCTTCCTCGCTCCTTTCAA
GCACCTGAGTCCTGGCATCACAAACACGGAGGATGACGACACCCTCAGTACCAGCAGCGCGGAGGTGAAG
GAGAACCGCAACGTGGGCAACCTGGCCGCGCGGCCACCGCCCTCCGGGGACCGGGCCCGGGGCGGCGCGC
CCGGCGCGAAGAGGAAGCGGCCGCTGGAGGAGGGGAATGGGGGCCACTTGTGCAAACTGCAGCTGGTCTG
GAAGAAGCTGTCGTGGTCGGTGGCGCCCAAGAACGCGCTGGTGCAGCTGCACGAGCTGAGGCCGGGCCTG
CAGTACCGGACAGTGTCGCAGACGGGCCCGGTGCATGCCCCGGTCTTCGCGGTAGCGGTGGAGGTGAACG
GGCTCACGTTCGAGGGCACAGGCCCCACCAAGAAGAAGGCCAAGATGCGCGCGGCGGAGCTGGCACTCAG
GTCCTTCGTGCAGTTCCCCAACGCCTGCCAGGCGCACCTGGCCATGGGCGGGGGCCCGGGCCCCGGCACG
GACTTCACCTCCGACCAGGCCGATTTCCCCGACACGCTCTTCCAGGAGTTCGAGCCCCCGGCGCCGCGCC
CCGGACTCGCGGGAGGCCGCCCCGGGGACGCCGCGCTTCTGTCCGCGGCCTACGGGCGACGGCGGCTGCT
GTGCCGCGCGCTGGACCTGGTGGGCCCGACCCCCGCCACCCCCGCGGCCCCGGGCGAGCGCAACCCCGTG
GTGCTGCTGAACCGCCTGCGCGCCGGGCTGCGCTACGTGTGTCTGGCAGAACCGGCCGAGCGGCGCGCGC
GGAGCTTCGTGATGGCCGTGAGCGTGGACGGCAGGACGTTCGAGGGCTCGGGGCGCAGCAAGAAGCTGGC
CCGGGGTCAGGCCGCGCAGGCCGCACTGCAGGAGCTGTTCGACATCCAGATGCCCGGCCACGCGCCCGGC
AGGGCCAGGAGGACGCCAATGCCGCAGGAATTCGCAGACTCCATATCCCAGCTGGTCACACAGAAGTTCC
GCGAGGTGACGACGGACCTCACGCCCATGCACGCCCGCCATAAAGCGCTGGCAGGAATCGTCATGACCAA
AGGCCTGGATGCTCGGCAGGCGCAGGTCGTGGCCCTGTCCTCGGGGACCAAGTGCATCAGCGGCGAGCAC
CTCAGTGACCAGGGGCTGGTGGTGAATGACTGCCACGCGGAGGTCGTGGCCCGGCGGGCGTTCCTGCACT
TCCTCTACACGCAGCTGGAGCTGCACCTGAGCAAGCGGCGCGAGGACTCAGAGCGATCGATATTCGTGCG
GTTAAAAGAAGGTGGCTACCGGCTGCGAGAGAACATCCTCTTCCATCTCTACGTGAGCACCTCCCCCTGT
GGAGACGCAAGACTCCACTCTCCCTACGAGATCACCACAGACCTGCACAGCAGCAAACACCTCGTCAGGA
AGTTCCGCGGGCACCTGCGCACCAAGATCGAGTCCGGGGAAGGGACGGTCCCCGTGCGTGGCCCCAGCGC
AGTGCAGACCTGGGACGGCGTCCTGCTGGGGGAGCAGCTGATCACCATGTCCTGCACGGACAAGATCGCC
AGGTGGAACGTCCTGGGGCTGCAGGGCGCGCTCCTGTCCCACTTCGTGGAGCCCGTGTACCTGCAGAGCA
TCGTGGTGGGCAGCCTGCACCACACGGGCCACCTCGCACGCGTCATGAGCCACCGCATGGAGGGTGTCGG
CCAGCTGCCCGCCTCCTACCGGCACAACCGGCCTCTCCTCAGCGGCGTGAGTGACGCCGAGGCGCGCCAG
CCGGGGAAGTCGCCCCCCTTCAGCATGAACTGGGTCGTGGGCAGCGCGGACCTGGAGATTATCAACGCCA
CCACTGGGCGGAGGAGCTGTGGGGGCCCATCCCGGCTCTGCAAGCACGTGCTGTCTGCACGGTGGGCGCG
GCTGTATGGCAGGCTGAGCACACGGACACCCAGCCCTGGAGACACGCCCTCCATGTACTGTGAGGCCAAG
CTGGGGGCGCACACCTACCAGTCTGTGAAACAGCAGCTGTTCAAGGCCTTTCAGAAGGCTGGCCTGGGCA
CCTGGGTGAGGAAACCACCGGAGCAGCAGCAGTTTCTACTGACTCTC

AGCGGACCGACGCGTACGCGGCCGCTCGAGCAGAAACTCATCTCAGAAGAGGATCTGGCAGCAAATGATATCC
TGGATTACAAGGATGACGACGATAAGGTTTAA

This product is to be used for laboratory only. Not for diagnostic or therapeutic use.
©2023 OriGene Technologies, Inc., 9620 Medical Center Drive, Ste 200, Rockville, MD 20850, US

Protein Sequence:

>RC220574 representing NM_018702
Red=Cloning site Green=Tags(s)

MASVLGSGRGSGGLSSQLKCKSKRRRRRRSKRKDKVSILSTFLAPFKHLSPGITNTEDDDTLSTSSAEVK
ENRNVGNLAARPPPSGDRARGGAPGAKRKRPLEEGNGGHLCKLQLVWKKLSWSVAPKNALVQLHELRPGL
QYRTVSQTGPVHAPVFAVAVEVNGLTFEGTGPTKKKAKMRAAELALRSFVQFPNACQAHLAMGGGPGPGT
DFTSDQADFPDTLFQEFEPPAPRPGLAGGRPGDAALLSAAYGRRRLLCRALDLVGPTPATPAAPGERNPV
VLLNRLRAGLRYVCLAEPAERRARSFVMAVSVDGRTFEGSGRSKKLARGQAAQAALQELFDIQMPGHAPG
RARRTPMPQEFADSISQLVTQKFREVTTDLTPMHARHKALAGIVMTKGLDARQAQVVALSSGTKCISGEH
LSDQGLVVNDCHAEVVARRAFLHFLYTQLELHLSKRREDSERSIFVRLKEGGYRLRENILFHLYVSTSPC
GDARLHSPYEITTDLHSSKHLVRKFRGHLRTKIESGEGTVPVRGPSAVQTWDGVLLGEQLITMSCTDKIA
RWNVLGLQGALLSHFVEPVYLQSIVVGSLHHTGHLARVMSHRMEGVGQLPASYRHNRPLLSGVSDAEARQ
PGKSPPFSMNWVVGSADLEIINATTGRRSCGGPSRLCKHVLSARWARLYGRLSTRTPSPGDTPSMYCEAK
LGAHTYQSVKQQLFKAFQKAGLGTWVRKPPEQQQFLLTL

SGPTRTRRLEQKLISEEDLAANDILDYKDDDDKV

Chromatograms: https://cdn.origene.com/chromatograms/mg4345_a01.zip

Restriction Sites: SgfI-RsrII

Cloning Scheme:

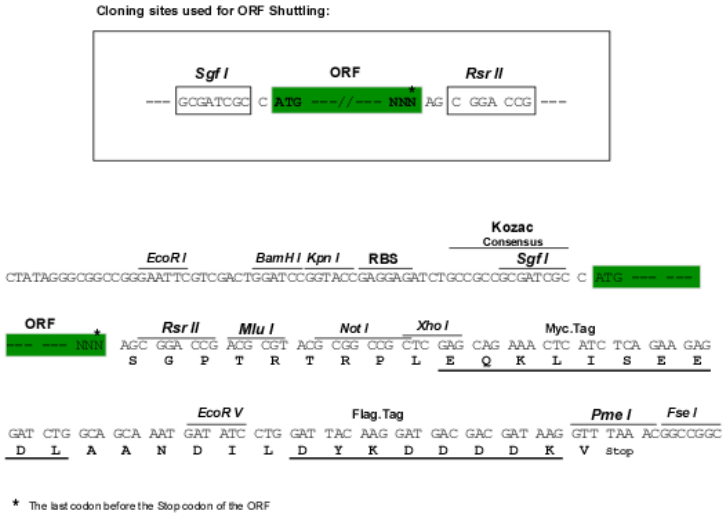

ACCN: NM_018702

ORF Size: 2217 bp

This product is to be used for laboratory only. Not for diagnostic or therapeutic use.
©2023 OriGene Technologies, Inc., 9620 Medical Center Drive, Ste 200, Rockville, MD 20850, US

OTI Disclaimer:	Due to the inherent nature of this plasmid, standard methods to replicate additional amounts of DNA in E. coli are highly likely to result in mutations and/or rearrangements. Therefore, OriGene does not guarantee the capability to replicate this plasmid DNA. Additional amounts of DNA can be purchased from OriGene with batch-specific, full-sequence verification at a reduced cost. Please contact our customer care team at custsupport@origene.com or by calling 301.340.3188 option 3 for pricing and delivery. The molecular sequence of this clone aligns with the gene accession number as a point of reference only. However, individual transcript sequences of the same gene can differ through naturally occurring variations (e.g. polymorphisms), each with its own valid existence. This clone is substantially in agreement with the reference, but a complete review of all prevailing variants is recommended prior to use. More info
OTI Annotation:	This clone was engineered to express the complete ORF with an expression tag. Expression varies depending on the nature of the gene.
Components:	The ORF clone is ion-exchange column purified and shipped in a 2D barcoded Matrix tube containing 10ug of transfection-ready, dried plasmid DNA (reconstitute with 100 ul of water).
Reconstitution Method:	1. Centrifuge at 5,000xg for 5min. 2. Carefully open the tube and add 100ul of sterile water to dissolve the DNA. 3. Close the tube and incubate for 10 minutes at room temperature. 4. Briefly vortex the tube and then do a quick spin (less than 5000xg) to concentrate the liquid at the bottom. 5. Store the suspended plasmid at -20°C. The DNA is stable for at least one year from date of shipping when stored at -20°C.
RefSeq:	NM_018702.4
RefSeq Size:	3655 bp
RefSeq ORF:	2220 bp
Locus ID:	105
UniProt ID:	Q9NS39
Cytogenetics:	10p15.3
MW:	80.4 kDa
Gene Summary:	This gene encodes a member of the double-stranded RNA adenosine deaminase family of RNA-editing enzymes and may play a regulatory role in RNA editing. [provided by RefSeq, Jul 2008]

This product is to be used for laboratory only. Not for diagnostic or therapeutic use.
©2023 OriGene Technologies, Inc., 9620 Medical Center Drive, Ste 200, Rockville, MD 20850, US

Product images:

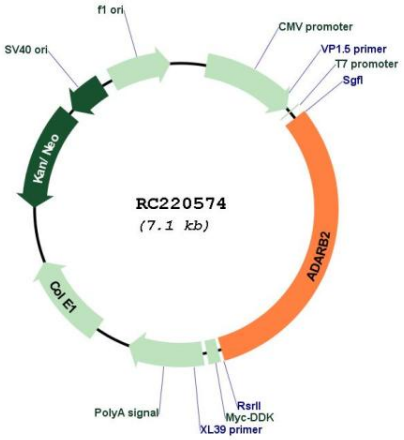

Circular map for RC220574

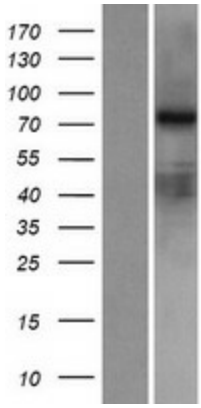

Western blot validation of overexpression lysate (Cat# [LY412896]) using anti-DDK antibody (Cat# [TA50011-100]). Left: Cell lysates from un-transfected HEK293T cells; Right: Cell lysates from HEK293T cells transfected with RC220574 using transfection reagent MegaTran 2.0 (Cat# [TT210002]).

This product is to be used for laboratory only. Not for diagnostic or therapeutic use.
©2023 OriGene Technologies, Inc., 9620 Medical Center Drive, Ste 200, Rockville, MD 20850, US