

Product datasheet for **RC220570**

OR911 (NM_001005211) Human Tagged ORF Clone

Product data:

| | |
|---------------------------|--|
| Product Type: | Expression Plasmids |
| Product Name: | OR911 (NM_001005211) Human Tagged ORF Clone |
| Tag: | Myc-DDK |
| Symbol: | OR911 |
| Synonyms: | OR11-228 |
| Mammalian Cell Selection: | Neomycin |
| Vector: | pCMV6-Entry (PS100001) |
| E. coli Selection: | Kanamycin (25 ug/mL) |
| ORF Nucleotide Sequence: | >RC220570 representing NM_001005211 Red=Cloning site Blue=ORF Green=Tags(s) |

TTTTGTAATACGACTCACTATAGGGCGCCGGGAATTCGTCGACTGGATCCGGTACCGAGGAGATCTGCC
GCC**CGATCGCC**

ATGGCCAAGAATAATCTCACCAGAGTAACCGAATTCATTCTCATGGGCTTTATGGACCACCCCAAATTGG
AGATCCCCTCTTTCTGGTGTCTGAGTTTCTACCTAGTCACCCTTCTGGGAATGTGGGGATGATTAT
GTTAATCCAAGTAGATGTCAAACCTACACCCCAATGACTTCTCCTGAGCCACCTCTCCCTGCTGGAT
GCCTGTTACACCTCAGTCATCACCCCTCAGATCCTAGCCACATTGGCCACAGGCAAAACGGTCATCTCT
ACGGCCACTGTGCTGCCAGTTCTTTTTATTACCATCTGTGCAGGCACAGAGTGCTTTCTGCTGGCAGT
GATGGCCTATGATCGCTATGCTGCCATTGCAACCCACTGCTCTATACCGTGGCCATGAATCCCAGGCTC
TGCTGGAGCCTGGTGGTAGGAGCCTATGCTGTGGGGTGTGAGGACCATCCTGCGTACCACTTGCACCT
TCACCCCTCCTTCTGTAAGGACAATCAAATAAATTCTTCTTCTGTGACCTCCCACCCCTGCTGAAGCT
TGCTGACAGTGACACAGCAAACATCGAGATTGTCATCATCTTCTTTGGCAATTTTGTGATTTGGCAAT
GCCTCCGTCATCCTGATTTCTATCTGCTCATCATCAAGACCATTTTGAAGTGAAGTCTTCAGGTGGCA
GGGCAAGACTTTCTCCACATGTGCTCTCACATCACTGCTGTGGCCCTTTCTTTGGAGCCCTTATCTT
CATGTATCTGCAAAGTGGCTCAGGCAAATCTCTGGAGGAAGACAAAGTCGTGTCTTCTATACAGTG
GTCATCCCATGCTGAACCCCTGATCTACAGCTTAAGAAACAAAGATGTAAAAGACGCCCTCAGAAAGG
TCGCTAGGAGACTCCAGGTGTCCCTGAGCATG

ACGCGTACGCGGCCGCTCGAGCAGAAACTCATCTCAGAAGAGGATCTGGCAGCAAATGATATCCTGGATT
ACAAGGATGACGACGATAAGGTTTAA



[View online »](#)

Protein Sequence: >RC220570 representing NM_001005211
Red=Cloning site Green=Tags(s)

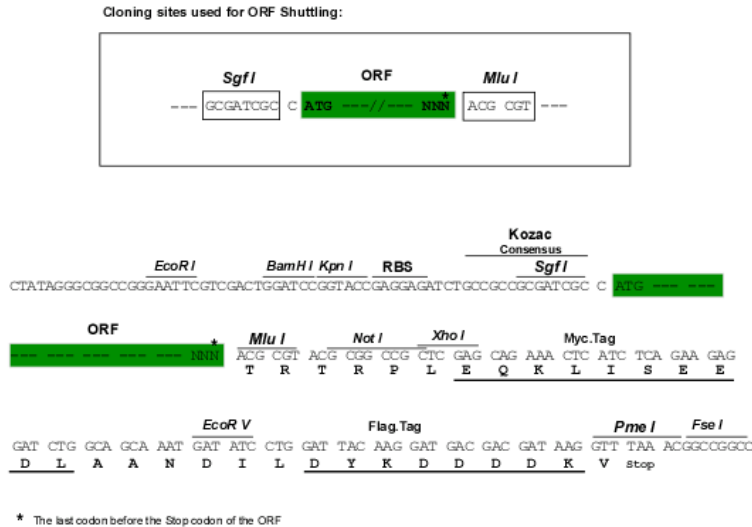
MAKNNL TRVTEFILMGFMDHPKLEIPLFLVFLSFYLVTLLGNVGMIMLIQVDVKLYTPMYFFLSHLSLLD
 ACYTSVITPQILATLATGKTVISYGHCAAQFFLFTICAGTECFLLAVMAYDRYA AIRNPLLVTAMNPR
 CWSLVVGAYVCGVSGAILR TCTFTLSFCKDNQINFFFCDLPLLKLACSDTANIEIVIIFFGNFVILAN
 ASVILISYLLIIKTIKLVKSSGGRAKTFSTCASHITAVALLFFGALIFMYLQSGSGKSLEEDKVVSVFYTV
 VIPMLNPLIYSLRNKDVKDAFRKVARRLQVLSM

TRTRPLEQKLISEEDLAANDILDYKDDDDKV

Chromatograms: https://cdn.origene.com/chromatograms/mk8003_d08.zip

Restriction Sites: SgfI-MluI

Cloning Scheme:



ACCN: NM_001005211

ORF Size: 942 bp

OTI Disclaimer: The molecular sequence of this clone aligns with the gene accession number as a point of reference only. However, individual transcript sequences of the same gene can differ through naturally occurring variations (e.g. polymorphisms), each with its own valid existence. This clone is substantially in agreement with the reference, but a complete review of all prevailing variants is recommended prior to use. [More info](#)

OTI Annotation: This clone was engineered to express the complete ORF with an expression tag. Expression varies depending on the nature of the gene.

Components: The ORF clone is ion-exchange column purified and shipped in a 2D barcoded Matrix tube containing 10ug of transfection-ready, dried plasmid DNA (reconstitute with 100 ul of water).

Reconstitution Method:

1. Centrifuge at 5,000xg for 5min.
2. Carefully open the tube and add 100ul of sterile water to dissolve the DNA.
3. Close the tube and incubate for 10 minutes at room temperature.
4. Briefly vortex the tube and then do a quick spin (less than 5000xg) to concentrate the liquid at the bottom.
5. Store the suspended plasmid at -20°C. The DNA is stable for at least one year from date of shipping when stored at -20°C.

RefSeq: [NM_001005211.2](#)

RefSeq Size: 945 bp

RefSeq ORF: 945 bp

Locus ID: 219954

UniProt ID: [Q8NGQ6](#)

Cytogenetics: 11q12.1

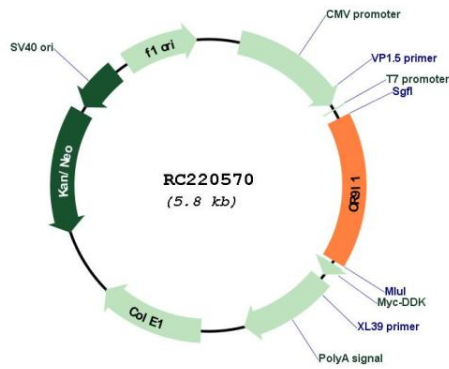
Protein Families: Transmembrane

Protein Pathways: Olfactory transduction

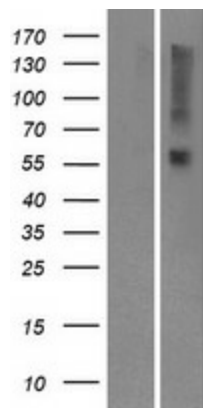
MW: 34.7 kDa

Gene Summary: Olfactory receptors interact with odorant molecules in the nose, to initiate a neuronal response that triggers the perception of a smell. The olfactory receptor proteins are members of a large family of G-protein-coupled receptors (GPCR) arising from single coding-exon genes. Olfactory receptors share a 7-transmembrane domain structure with many neurotransmitter and hormone receptors and are responsible for the recognition and G protein-mediated transduction of odorant signals. The olfactory receptor gene family is the largest in the genome. The nomenclature assigned to the olfactory receptor genes and proteins for this organism is independent of other organisms. [provided by RefSeq, Jul 2008]

Product images:



Circular map for RC220570



Western blot validation of overexpression lysate (Cat# [LY423803]) using anti-DDK antibody (Cat# [TA50011-100]). Left: Cell lysates from untransfected HEK293T cells; Right: Cell lysates from HEK293T cells transfected with RC220570 using transfection reagent MegaTran 2.0 (Cat# [TT210002]).