

## Product datasheet for **RC220513**

### **HNRPM (HNRNPM) (NM\_031203) Human Tagged ORF Clone**

#### **Product data:**

Product Type:	Expression Plasmids
Product Name:	HNRPM (HNRNPM) (NM_031203) Human Tagged ORF Clone
Tag:	Myc-DDK
Symbol:	HNRNPM
Synonyms:	CEAR; hnRNP M; HNRNPM4; HNRPM; HNRPM4; HTGR1; NAGR1
Mammalian Cell Selection:	Neomycin
Vector:	pCMV6-Entry (PS100001)
E. coli Selection:	Kanamycin (25 ug/mL)



[View online »](#)

ORF Nucleotide  
Sequence:

>RC220513 representing NM\_031203  
Red=Cloning site Blue=ORF Green=Tags(s)

TTTTGTAATACGACTCACTATAGGGCGGCCGGAATTCGTCGACTGGATCCGGTACCGAGGAGATCTGCC  
GCCGCGATCGCC

ATGGCGCAGGGTCTGAAGCGCGCGGAGGTGGCGCGCAGGAGATCAAAATGGAGGAAGAGAGCGGCG  
CGCCCGCGTGCCGAGCGCAACGGGGCTCCGGGCCCTAAGGGTGAAGGAGAACGACCTGCTCAGAATGA  
GAAGAGGAAGGAGAAAAACATAAAAAGAGGAGGAATCGCTTTGAGCCATATGCCAATCCAACTAAAAGA  
TACAGAGCCTTACATAAAACATACCTTTTGTGTGAAATGGCAGTCACTTAAAGACCTGGTAAAGAAA  
AAGTTGGTGAAGTAACATACGTGGAGCTTAAATGGACGCTGAAGGAAAGTCAAGGGGATGTGCTGTTGT  
TGAATTCAAGATGGAAGAGAGCATGAAAAAGCTGCGGAAGTCTAAACAAGCATAGTCTGAGCGGAAGA  
CCACTGAAAGTCAAAGAAGATCCTGATGGTGAACATGCCAGGAGAGCAATGCAAAAGGCTGGAAGACTTG  
GAAGCACAGTATTTGTAGCAAATCTGGATTATAAAGTTGGCTGGAAGAACTGAAGGAAGATTTAGTAT  
GGCTGGTGTGGTCCGAGCAGACATTCTGAAGATAAAGATGGAAGAAAGTCGTGGAATAGGCACTGTT  
ACTTTTGAACAGTCCATTGAAGCTGTGCAAGCTATATCTATGTTCAATGGCCAGCTGCTATTTGATAGAC  
CAATGCACGTCGAAGATGGATGAGAGGGCCTTACAAAAGGAGATTTCTTCCCTCCTGAGCGTCCACAACA  
ACTTCCCATGGCCTTGGTGGTATTGGCATGGGGTTAGGACCAGGAGGGCAACCCATTGATGCCAATCAC  
CTGAATAAAGGCATCGGAATGGGAAACATAGGTCCCGCAGGAATGGGAATGGAAGGCATAGGATTTGGAA  
TAAATAAAATGGGAGGAATGGAGGGGCCCTTGGTGGTGGTATGGAAAACATGGGTGATTTGGATCTGG  
GATGAACATGGGCAGGATAAATGAAATCCTAAGTAATGCACTGAAGAGAGGAGAGATCATTGCAAAGCAG  
GGAGGAGGTGGAGGTGGAGGAAGCGTCCCTGGGATCGAGAGGATGGTCTGGCATTGACCGCTCGGGG  
GTCCCGCATGGAGCGCATGGGCGCGGGCTGGGCCACGCGATGGATCGCGTGGGCTCCGAGATCGAGCG  
CATGGGCCTGGTCATGGACCGCATGGGCTCCGTGGAGCGCATGGGCTCCGGCATTGAGCGCATGGGCCCG  
CTGGGCCTCGACCACATGGCCTCCAGCATTGAGCGCATGGGCCAGACCATGGAGCGCATTGGCTCTGGCG  
TGGAGCGCATGGGTGCCGCATGGGCTTGGCCTTGGAGCGCATGGCCGCTCCCATCGACCGTGTGGGCCA  
GACCATTGAGCGCATGGGCTCTGGCGTGGAGCGCATGGGCCCTGCCATCGAGCGCATGGGCTGAGCATG  
GAGCGCATGGTGGCCGAGGATGGGAGCTGGCCTGGAGCGCATGGGCCCGTGGATCGCATGGCCA  
CCGGCCTGGAGCGCATGGGCGCCAACAATCTGGAGCGGATGGGCTGGAGCGCATGGGCGCCAACAGCCT  
CGAGCGCATGGGCTGGAGCGCATGGGTGCCAACAGCCTCGAGCGCATGGGCCCGCCATGGGCCCGGCC  
CTGGGCGCTGGCATTGAGCGCATGGGCTGGCCATGGGTGGCGGTGGCGGTGCCAGCTTTGACCGTGCCA  
TCGAGATGGAGCGTGGCAACTTCGGAGGAAGCTTCGCAGGTTCTTTGGTGGAGCTGGAGGCCATGCTCC  
TGGGGTGGCCAGGAAGGCTGCCAGATATTTGTGAGAAATCTGCCATTGATTTACATGGAAGATGCTA  
AAGGACAAATCAACGAGTGGCGCCACGTGCTGTACGCCGACATCAAGATGGAGAATGGGAAGTCCAAGG  
GGTGTGGTGTGGTTAAGTTCGAGTCGCCAGAGGTGGCCGAGAGAGCCTGCCGGATGATGAATGGCATGAA  
GCTGAGTGGCCGAGAGATTGACGTTTCAATTGATAGAAACGCT

ACGCGTACGCGCGCGCTCGAGCAGAACTCATCTCAGAAGAGGATCTGGCAGCAATGATATCCTGGATT  
ACAAGGATGACGACGATAAGGTTTAA

Protein Sequence: >RC220513 representing NM\_031203  
 Red=Cloning site Green=Tags(s)

MAAGVEAAAEVAATEIKMEEESGAPGVPSGNGAPGPKGEGERPAQNEKRKEKNIKRGGNRFEPYANPTKR  
 YRAFITNIPFDVKWQSLKDLVKEKVGEVTVYVELLMDAEGKSRGCAVVEFKMEESMKKAAEVLNKHSLSGR  
 PLKVKEDPDGEHARRAMQKAGRLGSTVFVANLDYKVGWKKLKEVFSMAGVVVRADILEDKDGKSRGIGTV  
 TFEQSIEAVQAISMFGQLLFDRPMHVKMDERALPKGDFPPPERPQQLPHGLGGIGMGLPGGGQPIDANH  
 LNKGIGMGNIGPAGMGMEGIGFGINKMGMEGPFGGGMENMGRFGSGMNMGRINEILSNALKRGEIIAKQ  
 GGGGGGGSVPGIERMGPIDRLGGAGMERMAGLGHGMDRVGSEIERMGLVMDRMGSVERMGSGIERMGP  
 LGLDHMASSIERMQTMERIGSGVERMGAGMGFLERMAAPIDRVGQTIERMGSVERMGPAIERMGLSM  
 ERMVPAGMGAGLERMGPVMDRMATGLERMANNLERMGLERMGANSLERMGLERMGANSLERMGPAMGPA  
 LGAGIERMGLAMGGGGASFDRAIEMERGNFGGSFAGSFGGAGGHAPGVARKACQIFVRNLPDFDTWKML  
 KDKFNECGHVL YADIKMENGSKGCGVVKFESPEVAERACRMNGMKLSGREIDVRIDRNA

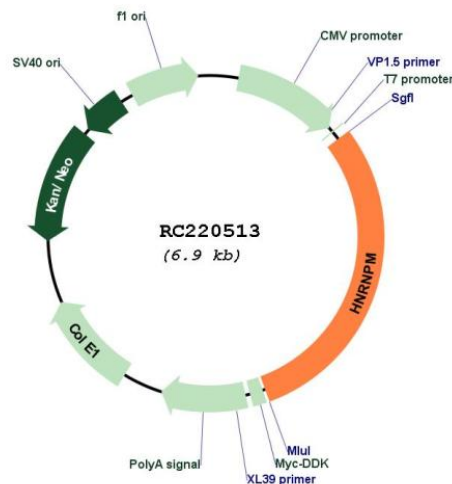
TRTRPLEQKLISEEDLAANDILDYKDDDDKV

Chromatograms: [https://cdn.origene.com/chromatograms/mk6162\\_f05.zip](https://cdn.origene.com/chromatograms/mk6162_f05.zip)

Restriction Sites: SgfI-MluI

Cloning Scheme:



**Plasmid Map:**


**ACCN:** NM\_031203

**ORF Size:** 2073 bp

**OTI Disclaimer:** The molecular sequence of this clone aligns with the gene accession number as a point of reference only. However, individual transcript sequences of the same gene can differ through naturally occurring variations (e.g. polymorphisms), each with its own valid existence. This clone is substantially in agreement with the reference, but a complete review of all prevailing variants is recommended prior to use. [More info](#)

**OTI Annotation:** This clone was engineered to express the complete ORF with an expression tag. Expression varies depending on the nature of the gene.

**Components:** The ORF clone is ion-exchange column purified and shipped in a 2D barcoded Matrix tube containing 10ug of transfection-ready, dried plasmid DNA (reconstitute with 100 ul of water).

**Reconstitution Method:**

1. Centrifuge at 5,000xg for 5min.
2. Carefully open the tube and add 100ul of sterile water to dissolve the DNA.
3. Close the tube and incubate for 10 minutes at room temperature.
4. Briefly vortex the tube and then do a quick spin (less than 5000xg) to concentrate the liquid at the bottom.
5. Store the suspended plasmid at -20°C. The DNA is stable for at least one year from date of shipping when stored at -20°C.

**RefSeq:** [NM\\_031203.4](#)

**RefSeq Size:** 2586 bp

**RefSeq ORF:** 2076 bp

**Locus ID:** 4670

UniProt ID: [P52272](#)

Cytogenetics: 19p13.2

Domains: RRM

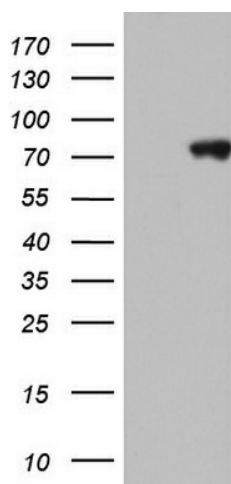
Protein Families: Druggable Genome

Protein Pathways: Spliceosome

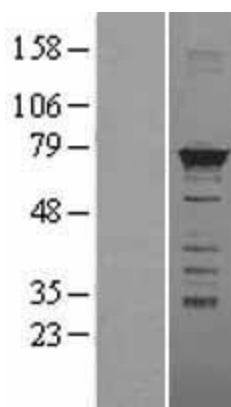
MW: 73.4 kDa

**Gene Summary:** This gene belongs to the subfamily of ubiquitously expressed heterogeneous nuclear ribonucleoproteins (hnRNPs). The hnRNPs are RNA binding proteins and they complex with heterogeneous nuclear RNA (hnRNA). These proteins are associated with pre-mRNAs in the nucleus and appear to influence pre-mRNA processing and other aspects of mRNA metabolism and transport. While all of the hnRNPs are present in the nucleus, some seem to shuttle between the nucleus and the cytoplasm. The hnRNP proteins have distinct nucleic acid binding properties. The protein encoded by this gene has three repeats of quasi-RRM domains that bind to RNAs. This protein also constitutes a monomer of the N-acetylglucosamine-specific receptor which is postulated to trigger selective recycling of immature GlcNAc-bearing thyroglobulin molecules. Alternative splicing results in multiple transcript variants. [provided by RefSeq, Aug 2011]

### Product images:



HEK293T cells were transfected with the pCMV6-ENTRY control (Cat# [PS100001], Left lane) or pCMV6-ENTRY HNRNPM (Cat# RC220513, Right lane) cDNA for 48 hrs and lysed. Equivalent amounts of cell lysates (5 ug per lane) were separated by SDS-PAGE and immunoblotted with anti-HNRNPM (Cat# [TA803306]). Positive lysates [LY403103] (100ug) and [LC403103] (20ug) can be purchased separately from OriGene.



Western blot validation of overexpression lysate (Cat# [LY403103]) using anti-DDK antibody (Cat# [TA50011-100]). Left: Cell lysates from untransfected HEK293T cells; Right: Cell lysates from HEK293T cells transfected with RC220513 using transfection reagent MegaTran 2.0 (Cat# [TT210002]).