

Product datasheet for RC220214

HERC2 (NM_004667) Human Tagged ORF Clone

Product data:

Product Type:	Expression Plasmids
Product Name:	HERC2 (NM_004667) Human Tagged ORF Clone
Tag:	Myc-DDK
Symbol:	HERC2
Synonyms:	D15F37S1; jdf2; MRT38; p528; SHEP1
Mammalian Cell Selection:	Neomycin
Vector:	pCMV6-Entry (PS100001)
E. coli Selection:	Kanamycin (25 ug/mL)
ORF Nucleotide Sequence:	>RC220214 representing NM_004667 Red=Cloning site Blue=ORF Green=Tags(s)

TTTTGTAATACGACTCACTATAGGGCGCCGGGAATTCGTCGACTGGATCCGGTACCGAGGAGATCTGCC
GCCCGCATCGCC

ATGCCCTCTGAATCTTTCTGTTGGCTGCCAGGCTCGCCTCGACTCCAATGGTTGAAAACAGATATAC
AGCTTGCATTACAAGAGATGGGCTCTGTGGTCTGTGGAATGAAATGGTTAAAGATGGAGAAATTGTATA
CACTGGAACAGAATCAACCCAGAACGGAGAGCTCCCTCCTAGAAAAGATGATAGTGTGCAACCAAGTGGA
ACAAAGAAAGAAGATCTGAATGACAAAGAGAAAAAGATGAAGAAGAAACTCCTGCACCTATATATAGGG
CCAAGTCAATTCTGGACAGCTGGGTATGGGGCAAGCAACCAGATGTGAATGAACTGAAGGAGTGTCTTTC
TGTGCTGGTTAAAGAGCAGCAGGCCCTGGCCGTCCAGTCAGCCACCACCCTCTCAGCCCTGCGACTC
AAGCAGAGGCTGGTGATCTTGGAGCGCTATTTCAATGCCTTGAATAGAACCGTTTTTCAGGAGAATGTCA
AAGTTAAGTGGAAAAGCAGCGGTATTTCTCTGCCTCCTGTGGACAAAAAAGTTCCCGGCTGCGGGCAA
AGGTGTGGAGGGGCTCGCCAGAGTGGGATCCCGAGCGCGCTGTCTTTGCCTTTGCCTTCTGCGCAGG
GCCTGGCGATCAGGCGAGGATGCGGACCTCTGCAGTGAGCTGTTGCAGGAGTCCCTGGACGCCCTGCGAG
CACTTCCCGAGGCCTCGCTCTTTGACGAGAGCACCGTGTCTCTGTGTGGCTGGAGGTGGTGGAGAGAGC
GACCAGTTTCTCAGGTCCGTGACGGGGATGTTACGGAACGCCAGCCACCAAAGGGCCAGGAAGC
ATCCCTGCAGGACCAGCACTTGGCCCTGGCCATCCTGCTGGAGCTGGCTGTGCAGAGAGGCCAGCTGA
GCCAAATGTTGTCTGCCATCCTGTTGTTGCTTACGCTGTGGGACAGCGGGCACAGGAGACTGACAATGA
GCGTTCGCCCCAGGGCACCAGCGCCCCACTTTTGCCCTTGTGCAAAGGTTCCAGAGCATCATTTGCAGG
AAGGATGCACCCCACTCCGAGGGCGACATGCACCTTTTGTCTGGCCCTCTGAGCCCAATGAGAGTTTCC
TGAGGTACCTCACCTTCCACAAGACAACGAGCTTGCCATTGATCTGCGACAAACGGCGGTTGTTGTGAT
GGCCCATTTAGACCGTCTGGCTACGCCCTGTATGCCTCCGCTGTGTAGCTCTCCGACATCTCATAAGGGA
TCATTGCAAGAGGTGATAGTTGGGGTTAATAGGATGGAATACTATGCCAATGTGATTGGTCCAATCC
AGTGCGAAGGCCTGGCCAACCTGGGAGTCACACAGATTGCCTGTGCAGAGAAGCGTTTCTGATTCTGTC
ACGCAATGGCCGCGTGTACACACAGGCCTATAATAGTGACACGCTGGCCCCACAGCTGGTCCAAGGCCT



[View online »](#)

GCCTCCAGAAACATTGTAAAAATTGCTGCCATTCTGATGGTCACCACTACCTAGCCTTGCTGCTACTG
GAGAGGTGTA CTCTGGGGCTGTGGGACGGCGGACGGCTGGGCCATGGGGACACTGTGCCTTTGGAGGA
GCCTAAGGTGATCTCCGCCTTCTCTGGAAGCAGGCGGGGAAGCACGTGGTGCACATCGCTTGGCGGAGC
ACTTACAGTGCGGCCATCACTGCCGAGGGGGAGCTGTACACCTGGGGCCGCGGAACTACGGCCGGCTGG
GCCATGGCTCCAGTGAGGACGAGGCCATTCCGATGCTGGTAGCCGGGCTTAAAGGACTGAAGTGCATCGA
TGTGGCGTGTGGGAGTGGGGATGCTCAAACCTGGCTGCTACTGAGAACGGGCAAGTGTGGTCTTGGGGA
GATGGTGACTATGGGAAATTGGGCAGAGGTGGTAGTGATGGCTGCAAAACCCCAAGCTATTGAAAAAG
TTCAAGACTTGGATGTGGTCAAAGTCCGCTGTGGAAGTCAGTTTTCCATTGCTTTGACGAAAGATGGCCA
AGTTTTATTCATGGGAAAAGGTGACAACCAGAGACTTGGACATGGAACAGAGGAACATGTTCTGTTATCCA
AAACTCTTAGAAGGCTTGAAGGGAAGAAGGTGATTGATGTGGCTGCAGGCTCCACCACTGCCTGGCTC
TGACTGAGGACAGCGAGGTCCACAGCTGGGGGAGCAACGACCAGTGCCAGCACTTTGACACCTTGC CGT
GACCAAGCCAGAACCTGCAGCATTGCCAGGACTGGACACCAAACATAGTGGGAATTGCCTGTGGGCT
GCCAGAGCTTTGCTTGGTCATCATGTTCTGAGTGGTCCATTGGCCTCCGTGTCCCTTTGTGGTGGACA
TCTGCTCAATGACTTTTGAGCAGCTGGATCTCCTGCTTCGGCAGGTGAGTGAGGGGATGGATGGTCCGC
GGACTGGCCCCGCCAGGAGAAAGAGTGTGTGGCCGTGGCAACGCTGAATCTTCTACGACTTCAGTTG
CATGCTGCCATTAGTCACCAGGTTGACCCGGAATTCCTTGGTTTAGGTCTGGGCAGCATCCTCCTGAACA
GCCTGAAGCAGACGGTGGTGACCCTGGCCAGCAGTGGCGGCTGCTGAGCACCGTGCAGTCGGCCGCCA
GGCCGTGCTGCAGAGTGGTGGTCCGTGCTGCTGCCACCGGGAGGAGCGGGCCCGGCACTCTCTGCT
CTCCTGCCCTGCGCAGTTTCAGGCAATGAAGTGAACATAAGTCCAGGTCGTCGATTATGATTGATCTTC
TGGTGGCAGCTTATGGCTGATGGAGGTTGGAGTCAGCCTTACACGAGCCATTACTGCAGAGATCCA
GGATATTGAAGCCAAAAAGAAGCACAGAAGGAAAAAGAAATTGATGAACAGGAAGCGAATGCCTCAACA
TTTCATAGAAGCAGGACTCCACTGGATAAAGACCTTATAATACGGGGATCTGTGAGTCTTCTGGCAAC
AGTGTTCCTGCTGGTTCAGCTCATAACAGCTTCTTAGAAACATTGCTTCTCAGACTGAGCCAGATT
GAAAGATGTTGCCCGTCGGATTCATCATGTCTGGACTTGGAGCAACACAGTCGTGAAAGATCTGCTTCA
TTGGATTTGTTACTGCGTTTTCAACGTTTGCTTATTAGTAAACTTTATCCAGGAGAAAGATTGGTCAGA
CCTCAGATATTCTAGTCCAGAGCTAATGGGTGTTGGTTCCTTGTGAAGAAGTACACAGCCCTCCTGTG
CACGCACATTGGAGATAACTGCCTGTGGCCGCCAGCATTGCTTCTACCAGCTGGCGGCCTTCGCGGAG
GTGGCTTACATTGTGGAAGGGGACTTTACTGGTGTTCCTTCCAGAAGTGTAGTCTTATAGTGTCTC
TGCTCAGTAAAAATGCTGGTCTCATGCAAGAGGCTGGAGCTGTACCTCTGCTGGTGGCCTGTTGGAACA
TCTGGATCGGTTCAACCATCTGGCACCAGGAAAGAACGGGATGATCATGAAGAGTTAGCCTGGCCTGGC
ATAATGGAGTCATTTTTTACAGGTCAGAACTGTAGAAATAATGAGGAAGTGACACTTATACGCAAAGCTG
ATTTGGAGAACCATAATAAGATGGAGGCTTCTGGACTGTGATTGACGGGAAGGTGTATGATATAAAGGA
CTTCCAGACACAGTCGTTAACAGGAAATAGTATTCTTGTCTCAGTTTGCAGGGGAAGACCCAGTGGTAGT
TTGGAAGCTGCTTTCAGTGTGAAGACACCCGGGAATCCATGCACGCGTTTTGTGTTGGCCAGTATTTGG
AGCCTGACCAAGAAATCGTCACCATACCAGATCTGGGGAGTCTCTTCCACCTGATAGACACAGAGAG
GAATCTGGGCTGCTTCTCGGATTACACGCTTCGTATTTGGCAATGAGCACACCCTGTCTCCTGTGCGAG
ATTGAATGTGCCAAATGGCTTCAGTCATCCATCTTCTGAGGCTGCAGACCAGCCAGATCCACTACA
GCTACAACGAGGAGAAAGACGAGGACCCTGCAGCTCCCAGGGGGCACACCTGCCAGCAAACTCGACT
CTGCTCCCACAGACGGGCCCTGGGGACCATTCCAGGCATTTCTGCAAGCCATTGCAGACAACAACATT
CAGGATCACAACGTGAAGGACTTTTTGTGCAAAATAGAAAGTACTGTAGGCAGTGCCATTTGACCACAC
CGATCATGTTTCCCCCGAGCATCCCGTGGAAAGAGTCCGTGCTTGTGTTATGTTGCCTCTTAAAAACA
TGAAGATTTAGGTCATGTGTCATTATCTTTAGTTCATGCAGGTGCACTTGGTATTGAGCAAGTAAAGCAC
AGAACGTTGCCTAAGTCAGTGGTGGATGTTGTAGAGTGTCTACCAAGCAAAATGTTGCTCATTAAAGA
CTCATCAAGAACAGGGCCGTTCTTACAAGGAGGTCTGCGCTCCTGTATCGAACGTTTGGAGTCTCTT
TAATGAATTGAGACCTGCTGTTGTAATGACCTCTATAATGTCTAAGTTTAAATTGTTAAGTCTTTG
CCCCGTTGGAGGAGGATAGCTCAAAAGATAATTCGAGAACGAAGGAAAAAGAGAGTTCCTAAGAAGCCAG
AATCTACGGATGATGAAGAAAAAATTGGAACGAAGAGAGTGATTTAGAAGAAGCTTGCATTTTGCCTCA
TAGTCCAATAAATGTGGACAAGAGACCCATTGCAATTAATCACCAAGGACAAATGGCAGCCGCTGTTG
AGTACTGTTACAGGTGTTCAAAATACAAGTGGTTGAAGCAGAATGTGCAGGGTCTTTATCCGCAGTCTC
CACTCCTCAGTACAATTGCTGAATTTGCCCTTAAAGAAGAGCCAGTGGATGTGGAAAAATGAGAAAAGT
CCTACTAAAACAGTTGGAGAGAGCAGAGGTTCCGCTGGAAGGGATAGATACAATTTTAAACTGGCGAGC
AAGAATTTCTTACTTCCATCTGTGCAGTATGCGATGTTTTGTGGATGGCAAGACTTATTCCTGAGGGAA

TCGATATAGGGGAACCTCTTACTGATTGTTAAAGGATGTTGATTTGATCCCGCCTTTAATCGGATGCT
GCTGGAAGTCACTTTGGCAAGCTGTACGCTTGGGCTGTACAGAACATTCGAAATGTTTTGATGGATGCC
AGTGCCAAATTTAAAGAGCTTGGTATCCAGCCGGTCCCTGCAAACCATCACCATGAGAACCCGTCAG
GACCGAGCCTGGGACCATCCCGAAGCCCGCTTCTCCTGGTGTGCTCAGCATGCTCACCCGTCAGCA
CGGCGCAAACAACCTCGACCTTCTGCTCAATCCGGCATGCTGGCCCTCACGCAGACGGCACTGCGCCTG
ATTGGCCCCAGTTGTGACAACGTTGAGGAAGATATGAATGCTTCTGCTCAAGGTGCTTGTGCCACAGTTT
TGGAAGAAACAAGGAAGGAAACGGCTCCTGTGCAGCTCCCTGTTTCAGGGCCAGAAGTGGCTGCCATGAT
GAAGATTGGAACAAGGGTCAATGAGAGGTGGACTGAAATGGGGCGATCAGGATGGGCCCTCCTCAGGC
CTAGGCCGCGTATTGGTGAGCTGGGAGAGACGGATGGATAAGAGTCCAGTGGGACACAGGCAGCACCA
ACTCTACAGGATGGGAAAGAAGGAAAATACGACCTCAAGCTGGCAGAGCTGCCGGCTGCTGCACAGCC
CTCAGCAGAGGATTCGGACACAGAGGATGACTCTGAAGCCGAACAACTGAAAGGAACATTCACCCCACT
GCAATGATGTTTACCAGCACTATTAACCTACTGCAGACTCTTTGTCTGTCTGCTGGAGTTCATGCTGAGA
TCATGCAGAGCGAAGCCACCAAGACTTTATGCGGACTGCTGCGAATGTTAGTGGAAAGCGGAACGACGGA
CAAGACATCTTCTCAAACAGGCTGGTGTACAGGGAGCAACACCGGAGCTGGTGCACGCTGGGGTTTGTG
CGGAGCATCGCTCTACGCCGACGGTATGCGGGCCCTCAGCTCCCCGAGTGGATCACGCTGCTCATGA
AGGTCTGTGGAAGGGCACGCCCTTCACTGCCACTCGCTGCAGAGGCAGATCTTAGCTGTGCATTTGTT
GCAAGCAGTCTTCCATCATGGGACAAGACCGAAAGGGCGAGGGACATGAAATGCCTCGTGGAGAAGCTG
TTTGACTTCTTGGGAAGCTTGTCTACTACCTGCTCCTCTGACGTGCCATTAAGTACAGAGAGTCCACGCTGA
GGCGGCGCAGGGTGGCCCGCAGGCCTCGCTGACTGCCACCCACAGCAGCACACTGGCGGAGGAGGTGGT
GGCACTGCTGCGCAGCTGCACTCCCTGACTCAGTGGAAATGGGCTCATCAACAAGTACATCAACTCCCAG
CTCCGCTCCATCACCCACAGCTTTGTGGGAAGGCCCTCCGAAGGGGCCAGTTAGAGGACTACTTCCCCG
ACTCCGAGAACCCTGAAGTGGGGGCCCTCATGGCAGTCTGGCTGTGATTGGAGGCATCGATGCTCGCCT
CGCCTGGGCGGTCAAGTTATGCACGATGAGTTTGAGAGAAGGCAGTGTGACTCGCATCACCCAAAGGGC
AAAATCACCGTGCAGTTCTCTGACATGCGGACGTGTGCGGTTTGGCCATTGAATCAGTGAACCACTCC
CTGCCGTGGCCTTTAATGTGAACAACCTGCCCTTACAGAGCCCATGCTGTCTGTCTGGGCTCAGTTGGT
GAACCTCGCTGGAAGCAAGTTAGAAAAGCACAAAATAAAGAAATCGACTAAACAGGCCTTTGAGGACAA
GTGGACCTGGACCTGCTGCGGTGCCAGCAGTTGAAGCTATACATCCTGAAAGCAGGTGGGCGCTGCTCT
CCCACCAGGATAAACTGCGGCAGATCCTGTCTCAGCCAGCTGTTAGGAGACTGGAAGTTCACACAGA
TGATGGAGCAGTGGTATCACCTGACCTTGGGGACATGTCTCTGAAGGGCCGAGCCCCCATGATCCTC
TTGAGCAGCTGCTGGCCTCGGCCACCCAGCCGTCTCCTGTGAAGGCCATATTTGATAAACAGGAACTTG
AGGCTGCTGCACTGGCCGTTTGGCAGTCTTGGCTGTGGAGTCCACTCACCTTCGAGCCAGGATTTGA
AGACTGCAGCTCCAGTGAAGGCCACACGCTGTGCGCCGTGCAGCAGATCCGCCCTGCCAGAGTGAAGAGG
CGCAAGCAGTCCGCCGTTCCCGCTCTGCCGATCGTGGTGCAGCTCATGGAGATGGGATTTCCAGAAAGGA
ACATCGAGTTTGCCTGAAGTCTCTACTGGTCTTCCGGGAATGCATCCAGCTTGCCTGGTGTGGAAGC
CTTGGTGGGTGGCTGCTGGACCACTCCGACATACAGGTACGGAGCTCTCAGATGCAGACACGGTGTCC
GACGAGTATTCTGACGAGGAGGTGGTGGAGGACGTGGATGATGCCGCTACTCCATGTCTACTGGTGTG
TTGTGACGGAGAGCCAGAGCTACAAAAACGAGCTGATTTCTTGAGTAATGATGATTATGCTGTATATGT
GAGAGAGAATATTCAGGTGGGAATGATGGTTAGATGCTGCCGAGCGTATGAAGAAGTGTGCGAAGGTGAT
GTTGGCAAAGTCATCAAGCTGGACAGAGATGGATTGCATGATCTCAATGTGCAGTGTGACTGGCAGCAGA
AAGGGGGCACCTACTGGTTAGGTACATTCATGTGGAACCTATAGGCTATCCTCCACCAAGTTCTTCTTC
TCACATCAAGATTGGTGTAAAGTGGGGTCAAAGCCTCTGTACCCACACCAAAAATACAATGGGGATCT
GTGACTCATCAGAGTGTGGGGTTGTGAAAGCTTTCAGTGCCAATGGAAAAGATATCATTGTGCACTTTC
CCCAGCAGTCTCACTGGACTGGGTTGCTATCAGAAATGGAGTTGGTACCCAGTATTATCCTGGGTTAC
GTGTGATGGATGTCAGATGTTTCTATCAATGGATCCAGATTCAAATGCAGAACTGTGATGACTTTGAT
TTTTGTGAAACGTGTTTCAAGACCAAAAAACACAATACCAGGCATACATTTGGCAGAATAAATGAACCAG
GTCAGTCTGCGGTATTTTGTGGCCGTTCTGAAAACAGCTGAAGCGTTGCCACAGCAGCCAGCCAGGCAT
GCTGCTGGACAGCTGGTCCGCATGGTGAAGAGCCTGAATGTGTGCTCCTCCGTGAACCAGGCATCCCGT
CTCATTGACGGCAGCAGCCCTGCTGGCAGTATCGGGGTGCAAGGAAAGCACTGGATTGCTTTGGAGA
TTTTCCAGATGTTCTTGTTCATAGATTAATAATGATCGTAGATCCTGCTGACAGTAGCTACATGCCGTC
CCTGGTTGATGTGTCAGGTGGAATTCCTGAATAACCTTATTGAACTAAAGACAATCAATATTAACCTT
TCTGACACCACAGTGGCCCTTCTGAATGACTGCACAGAGTATCACAGGTATATTGAAATTTGCTATAAAGC
AGTGCAGGAGCTCAGGAATCGATTGTAAATCCATGGTCTCATCTGCTGGGACGGATCCGTGCAGAAGA

GGAAGATTTGGCTGCAGTTCCTTTCTTAGCTTCGGATAATGAAGAGGAGGAGGATGAGAAAGGCAACAGC
GGAAGCCTCATTAGAAAGAAGGCTGCTGGGCTGGAATCAGCAGCTACGATAAGAACCAAGGTGTTTGTGT
GGGGCTGAATGACAAGGACCAGCTGGGCGGGCTGAAAGGCTCCAAGATAAAGGTTCTTCGTTCTCTGA
GACACTGTCAGCTTTGAATGTGGTACAGGTGGCTGGTGGATCTAAAAGTTTGTTCAGTACTGTGGAA
GGGAAGGTGTATGCCTGTGGAGAAGCCACGAATGGCCGGCTGGGCTGGGCATTTCCAGCGGGACGGTGC
CCATCCCACGGCAGATCACAGCTCTCAGCAGCTACGTGGTCAAGAAGGTGGCTGTTCACTCAGGTGGCCG
GCACCGACGGCTTTAACTGTGCATGGAAAAGTGTTCGTGGGCGAAGGTGACGATGGAAAACCTTGA
CACTTCAGCAGAATGAACTGTGACAAAACCAAGGCTGATCGAGGCCCTGAAAACCAAGCGTATCCGGGATA
TCGCTGTGGGAGCTCGCACAGCGCAGCCCTCACATCCAGCGGAGAAGTGTACACCTGGGCGCTCGGCGA
GTACGGCCGGCTGGGACATGGGGATAATACGACACAGCTAAAGCCCAAAATGGTAAAAGTCTTCTCGGT
CACAGAGTAATCCAGGTTGCATGTGGGAGTAGAGACGCGCAGACCCTGGCTCTGACCGATGAAGGTTTGG
TATTTCTGGGGTGTGGTACTTTGGAAAACGGGCGGGCGGAAGTGAAGGCTGTAACTTCCCA
GAACATTGAGAGACTAAATGGACAGGGGTGTCCAGATTGAGTGTGGAGCTCAGTTCCTCTGGCGCTC
ACCAAGTCTGGAGTGGTGTGGACATGGGAAAGGGGATTACTCAGATTGGGCCACGGCTCTGACGTGC
ACGTGCGGAAACCACAGTGGTGAAGGGCTGAGAGGGAAGAAGATCGTGCATGTGGCTGTCGGGGCCCT
GCACTGCTGGCGGTACGGACTCGGGGCAAGTGTATGCTTGGGGTGACAACGACCACGGCCAGCAGGGC
AATGGCACGACCAGGTTAACAGGAAGCCACACTCGTCAAGGCTTAGAAGGCCAGAAGATCACACGCG
TGGCTTGTGGGTGTCACAGTGTGGCGTGGACAACGTGGATGTGGCCACGCCCTCTGTCCACGAGCC
CGTCTCTTCCAGACTGCAAGAGACCCTTATAGTGTCTTCTATTTAGGCGTGCCTTCAGATGCTGATTCT
TCTGCTGCCAGTAATAAAATAAGTGGTGAAGTAACTTAAGCCAAATCGCCCTTCTCTTGGCAAGATTC
TCTTGTCAATTGGATGGAATCTGGCCAAACAGCAGGCCCTATCGCATATCTTACAGCATTGCAATCAT
GTATGCCAGAGATGCTGTTGTCGGGGCCCTGATGCCGGCCGATGATCGCCCGGTGGAGTGCACCTCG
TTCTCTCGGCGGCCCTTCCGACGCATCTGCGATGGTAGTCCCATGAATGGAGAAGTGAATGCTGTGG
CTGTTGATATCGAAGACAGACTGAGTCCAAATCCATGGCAAGAAAGAGAGAGATTGTTCTCTGAGGA
CGCAGTGACCCCTCTGCACTGACTCCGTCGGGCCCTCAGCCTCCGCTCGGCCTTTATCCCAGTGACG
GATGACCTGGGAGCCGAAGCATCATTGCAAAAACATGACAAAACCAAGAGGATGTTGAAAGCCAAA
ATAAAGCAGCAGGTCCGGAGCCTCAGGCCTTGGATGAGTTCACCAAGTCTGCTGATTGCGGATGACACTCG
TGTGGTGGTAGACCTGCTCAAGTGTGAGTGTGACCCGGCCGGGGACAGGGCAGGGATGTGCTCTCC
GCGGTGCTTCCGGCATGGGGACCGCTACCCACAGGTGGCAGATATGCTGTTGGAGCTCTGTGCACCG
AGTTGGAGGATGTGGCCACAGACTCGCAGAGCGCCGCTCTCTCTCAGCCTGTGGTGGAGAGTAG
CCACCTTACACCGACGACACCTCCACCAAGTGGCAGTGAAGATACCAGGTGCAAGGACTCAGGGTA
GAATTTGACCGCAGTGTCTCACAGAGAGGCGCCACGACCTCTCACAGTCATGGACGGGTCAACAGGA
TCGCTCCGTCGGGTGAGGCCGAGAGTGGTCCGACTGGTCCAGCGAGCTGCGCATCCCAGGGGATGAGTT
AAAGTGGAAAGTTCATCAGCGATGGGTCTGTGAATGGCTGGGGCTGGCGCTTACCCTCTATCCCATCATG
CCAGCTGCTGGCCCTAAAGAACCTCTCTGACCGCTGCGTCTCTCTGTCATCCATGGACTTGGTGA
CGTGTCTGTTAGACTTCCGACTCAACCTTGCTCTAACAGAAGCATCGTCCCTCGCTTGGCGCTCGCT
GGCAGCTTGTGCACAGCTGAGTGCCTAGCTGCCAGTACAGAAATGTGGGCCCTTCCAGACTGAGGAAG
GAGCTTACAACGAATTTGGGCAGTCAATTAACATAAAAGGCTGCTTGGAGAAAATGATGGGAAACAA
GTTTGAATATGAAGATCCTATTGTGAGGGGTGGCAAAACAGCTGCTCCACAGCCATTCTTAAAGTACTG
GTAGCTCTTGCTGTGACCTGGAGCTGGACACTCTGCCTTGTGTGCCGAGACGCACAAGTGGGCGTGGT
TCCGGAGTACTGCATGGCCTCCCGTGTGCTGTGGCCCTTGACAAAAGAACCCTTGGCCCGTCTGTT
TCTTGATGAGGTGGCTAAGAAAATTCGTGAATTAATGGCAGACAGCGAAAACATGGATGTTCTGCATGAG
AGCCATGACATTTTTAAAGAGAGCAAGACGAACAACCTGTGCAAGTGGATGAACAGGCGACCAGATGACT
GGACTCTCTGCTGGTGGCAGTGAACAATTTATGGATGGGGACATAATCACAGGGGCCAGCTCGGGG
CATTGAAGGCGCAAAAGTCAAAGTCCCACTCCCTGTGAAGCCCTTGCAACTCTCAGACCCGTGCAATTA
ATCGGAGGGGAACAGACCCTCTTGTGTGACGGCTGATGGGAAGCTGTATGCCACTGGGTATGGTGCAG
GTGGCAGACTAGGCATTGGAGGGACAGAGTCCGTGTCCACCCCAACATTGCTTGAATCCATTGAGCATGT
GTTTATTAAGAAAGTAGCTGTGAACCTTGAGGAAAGCACTGCCTTGGCCCTGCTTCCAGAAAGGAGGAT
TACTCTTGGGGTGGGACAGAAGATGGGAAGTGGGGCATGGCAACAGAAGTCCGTGTGACCGCCCTCGTG
TCATCGAGTCTCTGAGAGGAATTGAAGTGGTGCATGTTGCTGCTGGCGGAGCCACAGCGCCTGTGTAC
AGCAGCCGGGACCTCTACACATGGGGCAAAGGCCGCTACGGCCGGCTGGGGCACAGCGACAGTGAAGAC

CAGCTGAAGCCGAAGCTGGTGGAGGCGCTGCAGGGCCACCGTGTGGTTGACATCGCCTGTGGCAGTGGAG
 ATGCCAGACCTCTGCCTCACAGATGACGACACTGTCTGGTCCTGGGGGACGGGGACTACGGCAAGCT
 CGGCCGGGAGGCAGCGATGGCTGTAAGTGCCTATGAAGATTGATTCTTACTGGTCTTGGAGTAGTT
 AAAGTGGAAATGCGGATCCAGTTTTCTGTTGCCCTTACCAATCTGGAGCTGTTTATACCTGGGGCAAAG
 GCGATTATCACAGGTTGGGCCATGGATCAGATGACCATGTTTGAAGGCCTCGGCAGGTCCAAGGGTTGCA
 GGGGAAGAAAGTATCGCCATCGCCACTGGCTCCCTGCACTGTGTGCTGCACAGAGATGGTGAAGTT
 TATACATGGGGGACAATGATGAGGGCAACTGGGAGACGGAACCACCAATGCCATCCAGAGCCCTCGGT
 TGGTAGCTGCCCTTACGGTAAGAAAGTCAACCGTGTGGCTGTGGCTCAGCACATACCTCGCCTGGTC
 GACCAGCAAGCCCGCAGTGTGGCAAACCTCCCTGCACAGGTCCCATGGAGTACAATACCTGCAGGAG
 ATCCCCATCATTGCGCTGAGGAACCGTCTGCTGCTGCTGCACCACCTCTCCGAGCTCTTCTGCCCTGCA
 TCCCCATGTTGACCTGGAAGGCTCGCTCGACGAAACTGGACTCGGGCCTTCTGTTGGTTCGACACTCT
 CCGAGGAATTCTGATATCCAGGGAAAGGAGGCGGCTTCCGAAAGTAGTACAAGCAACTATGGTACGC
 GATCGTCAGCATGGCCCCGTGTGGAGCTGAACCGCATCCAGGTCAAACGATCAAGGAGCAAAGCGGGC
 TGGCCGCCCCGACGGCACCAAGTCTGTCTTGGGAGATGTGTGCTAAGATGAGCTCGTTTGGTCCCGA
 CAGCCTCCTCCTCACCCTGTCTGAAAGTCAAGTTGTGGTGAATCTGTGGATGACTGTGGGGGC
 GGCTACAGCGAGTCCATAGCTGAGATCTGTGAGGAGCTCAGAACGGACTCACGCCCTCGTGTATCGTGA
 CACCAACGGGAGGGATGAGTCTGGGGCAACCGAGACTGCTACCTGCTCAGCCCGCCGCGCAGAGCACC
 CGTGCACAGCAGCATGTTCCGCTTCTGGGTGTGTGGTGGGATTGCCATCCGAACCGGAGTCCCTG
 AGCCTCAACCTTCCGAGCCTGTCTGGAAGCAGCTGGCTGGGATGAGCCTCACCATCGCGGACCTCAGTG
 AGGTTGATAAGGATTTTATTCTGGACTCATGTACATCCGAGACAATGAAGCCACCTCAGAGGAGTTTGA
 AGCCATGAGCCTGCCCTTACAGTGCCAAGTCCAGTGGCCAGGACATTAGTTGAGCTCCAAGCACACA
 CACATACCCTGGACAACCGCGGAGTACGTGCGGCTGGCGATAAATATAGACTCCATGAATTTGATG
 AGCAGTGGCTGCTGTTTCGGGAAGGAATGGCCCGGTTGTGCTGTTCCCTCCTCTGTGTTACCCGG
 CTACGAACTGGAGACGATGGTGTGTGGCAGCCCTGACATCCCGCTGCACCTTCTCAAGTCGGTGGCCACC
 TATAAAGGCATCGAGCCTTCCGCATCGCTGATCCAGTGGTTCTGGGAGGTGATGGAGTCTTCTCCAACA
 CAGAGCGCTCTTTTTCTTTCGCTTCTGCTGGGCGGACGAGGCTGCCAGGACCATCGCCGACTTCCG
 GGGCCGAGACTTCGTCATCCAGGTGTTGGATAAATAACAACCTCCAGACCACTTCTCCTGAGTCTAC
 ACCTGTTTCTTCTGCTGAAGCTGCCAGGATTCCTGCAAGCAGGTGCTGGAGGAGAAGCTCAAGTACG
 CCATCCACTTCTGCAAGTCCATAGACACAGATGACTACGCTCGCATCGCACTTACAGGAGAGCCAGCCG
 CGACGACAGCAGCAGGATTAGATAACGAGGATGTCGACTCCTTGTCTGGACTCTACACAAGATTAT
 TTAACAGGACAC

AGCGGACCGACGCGTACGCGCCGCTCGAGCAGAACTCATCTCAGAAGAGGATCTGGCAGCAAATGATATCC
 TGGATTACAAGGATGACGACGATAAGGTTTAA

Protein Sequence:

>RC220214 representing NM_004667
 Red=Cloning site Green=Tags(s)

MPSESFCLAAQARLDSKWLKTDIQLAFTRDGLCGLWNEMVKDGEIVYTGTESTQNGELPPRKDDSVPSG
 TKKEDLNDEKKEDEEETPAPIYRAKSILDSWVWGKQPDVNELKECLSVLVKEQQALAVQSATTTLSALRL
 KQRLVILERYFIALNRTVFQENVKVKWSSGISLPPVDKSSRPAGKVEGLARVGSRAALSFVAFALRR
 AWRSGEDADLCSSELLQESLDALRALPEASLFDESTVSSVWLEVVERRATRFLRSVVTGDVHGTPATKPGPS
 IPLQDQHLALAILLELAVQRGTLSQLSAILLLLLQLWDSGAQETDNERSAQGTSAPLLPLLQRFQSIICR
 KDAPHSEGMHLLSGPLSPNESFLRYLTLPDNELAIDLRTAVVVM AHLDRLATPCMPPLCSSPTSHKG
 SLQEVIGWGLIGWKYYANVIGPIQCELANLGVTVIACAERFLILSRNGRVYTQAYNSDTLAPQLVQGL
 ASRNIVKIAAHSDDGHYLAALATGEVYSWCGDGGRLGHGDTVPLEEPKVISAFSGKQAGKHVVHICGS
 TYSAAITAEGLYTWGRGNYGRLGHGSEDEAIPMLVAGLKGLKVIDVACGSGDAQTLAVTENGQVWSWG
 DGDYGLGRGSDGCKTPKLEIKLQDLVYKVRCSQFSIALTKDQVYSWKGDNQRLGHGTEEHVRYR
 KLEGLQGGKVIDVAAGSTHCLALTEDSEVHWSGNDQCQHFDTLRVTKPEPAALPGLDTHKIVGIACGP
 AQSAWSSCSEWSIGLRVPFVVDICSMTEQLDLLLRQVSEGMDGSADWPPPQEKVAVATLNLRLQL
 HAAISHQVDPEFLGLGLSILLNSLKQTVVTLASSAGVLSVQSAQAVLQSGWSVLLPTAEERARALSA
 LLPCAVSGNEVNI SPGRRFMIDLLVGS LMADGGLESALHAAITAEIQDIEAKKEAQKEKEIDEQEANAST
 FHRRTPLDKDLINTGICSSGKQCLPLVQLIQQLLRNIASQTVARLKDVARRISCLDFEQHSRERSAS

LDLLRFQRLLI SKLYPGESIGQTS DISSPELMGVGSLKKYTALLCTHIGDILPVAASIASTSWRHFAE
 VAYIVEGDFTVLLPELVVIVLLL SKNAGLMQEAGAVPLLGGLLEHLDRFNHLAPGKERDDHEELAWPG
 IMESFFTQNCRNNEEVT LIRKADLENHNKDGGFWTVIDGKVYDIKDFQTQSLTGNSILAQFAGEDPVVA
 LEAALQFEDTRESMHAF CVGQYLEPDQEI VTIPTDLGSLSSPLIDTERNLGLLLGLHASYLAMSTPLSPVE
 IECAKWLQSSIFSGGLQTSQIHYSYNEEKDEDCSSPGGTPASKSRLCSHRRALGDHSQAF LQAIADNNI
 QDHNVKDFLCQIERYCRQCHL TTPIMFPPEHPVEEVGRLLL CCLLKHEDLGHVALSLVHAGALGIEQVKH
 RTLPKSVVDVCRVYVYQAKCSL IKTHQEQRGSYKEVCAPVIERLRF LFNELRPVAVCNDSLIMSFKLLSSL
 PRWRIAQKIIRERRKKRVPKPESTDDEEKIGNEESDLEEACILPHSPINVDKRP IAIKSPKDKWQPLL
 STVTGVHKKWLKQNVQGLYPQSPLLSTIAEFALKEEPVDVEKMRKCLLKQLERA EVRLEGIDTILKLAS
 KNFLLPSVQYAMFCGWQRLIPEGIDIGEPLTDCLKDVDLIPPFNRMLLEVTFGKLYAWAVQNIRNVLMDA
 SAKFKELGIQPVPLQTI TNENPSGSLGTIPQARFLLVMLSMLTLQHGANLDDLNSGMLALTQTALRL
 IGPSCDNVEEDMNASAQGASATVLEETRKETAPVQLPVSPELAAMKIGTRVMRGVDWKWDQDGGPPP
 LGRVIGELGEDGWIRVQWDTGSTNSYRMGKEGYDLKLAELPAAAQPSAEDSDTEDDSEAEQTERNIHT
 AMMFTSTINLLQTLCL SAGVHAEIMQSEATKTL CGLLRMLVESGTTDKTSSPNRLVYREQHRSWCTLGFV
 RSIALTPQVCGALSSPWITLLMKVVEGHAPFTATSLQRQILAVHLLQAVLPSWDKTERARDMKCLVEKL
 FDFLGSLLTTCSSDVPLLRSTLRRRRVRPQASLTATHSSTLAEVVALRRTLHSLTQWNGL INKYINSQ
 LRSITHSFVGRPSEGAQLEDYFPDSENPEVGGMAVLAVIGGIDGRLRLGGQVMHDEFEGGTVTRITPKG
 KITVQFSDMRTCRVCPLNQLKPLPAVAFVNNLPFTTEPMLSVWAQLVNLAGSKLEKHKIKKSTKQAFAGQ
 VDLDLLRCQQLKLYILKAGRALLSHQDKLRQILSQPAVQETGTVHTDDGAVVSPDLGDMSPGEPQPPMIL
 LQQLLASATQSPVKAIFDKQELEAAALAVCQCLAVESTHPSSPGFEDCSSEATTPVAVQHIRPARVKR
 RKQSPVPALPIVVQMEMGF SRRNIEFALKSLTGASGNASSLPGEALVGWLLDHSDIQVTELSDADTVS
 DEYSDEEVVEDVDDAAYSMTGAVVTESQTYKKRADFLSNDDYAVYVRENIQVGMVRCRGRAYEEVCEGD
 VGKVIKDRDGLHDLNVQCDWQKGGTYWVRYIHVELIGYPPSSSSHIIKIGDKVRVKASVTTPEYKWS
 YTHQSVGVVKAFSANGKDIIVDFPQQSHWTGLLSEMELVPSIHPGVTCDGCQMFPIKNGSRVTKCRNKDDFD
 FCETCFKTKKHNRHTFGRINEPGQSAVFCGRSGKQLKRCHSSQPGMLDSDWSRMVKSLSNVSSVNQASR
 LIDGSEPCWQSSGSQKHWIRLEIFPDVLVHRLKMI VDPADSSYMPSLVVVSGGNSLNNLIELKTININP
 SDTTVPLLDCTEYHRYIEIAIKQCRSSGIDCKIHGLILLGRIRAEEDLAAPFLASDNEEEDEKGN
 GSLIRKKAAGLESAATIRTKVFWGLNDKQDQGLGKSGIKVPSFSETLSALNVVQVAGGSKSLFAVTVE
 GKVYACGEATNGRLGLGISSGTVPIPRQITALLSSYVVKVAVHSGRRHATALTVDGKVF SWGEGDDGKLG
 HFSRMNCDKPRLEALTKRIRDIACGSSHAAL TSSGELYTWGLGEYGR LGHDNTTQLKPKMVKVLLG
 HRVIQVACGRDAQTLAL TDEGLVFWGDDGDFGKLRGGSEGCNIPQNIERLNGQVQCIECGAQFSLAL
 TKSGVVTWVGKDYFRLGHGSDVHVRKPQVVEGLRGKKIVHVAVGALHCLAVTDSGQVYAWGDNHDGQQG
 NGTTT VNRKPTLVQGLEGQKITR VACGSSHSVAWTTVDVATPSVHEPVL FQTARDPLGASYLGVPSPDADS
 SAASNKISGASNSKPNRPSLAKILLSLDGNLAKQQALSHILTALQIMYARDAVVGALMPAAMIAPVECP
 FSSAAPSDASAMASPMNGEECLAVDIEDRLSPNPWQEKREIVSSEDAVTPSAVTPSAPSASARPFIPVT
 DDLGAASIIAETMTKTKEDVESQNKAAAGPEPQALDEFTSLLIADDRVVV DLLKLSVCSRAGDRGRDVL
 AVLSGMGTA YPQVADMLLELCVTELEDVATDSQSGRLSSQPVVVESSHYPYDDTSTSGTVKIPGAEGLR
 EFDQRCSTERRHDPLTVMDGVNRI VSVRSGREWSWSELRI PGDELKWKFI SDGSVNGWGWRF TVYPI
 PAAGPKELLSDRCVLSCPMSDLVTCLDFRLNLASNRSI VPRLAASLAACAQLSALAASHRMWALQRLRK
 LLTTEFGQSININRLLGENDGETRALSFTGSALAAALVKGLPEALQRQF EYEDPIVRGGKQLLHSPFFKVL
 VALACDLELDTLPCCAETHKAWFRRYCMASRVAVALDKRTPRLFLDEVAKKIRELMADSENMDVLHE
 SHDIFKREQDEQLVQWMNRRPDDWTL SAGSGTIYGWGHNRGQLGGIEGAKVKVPTPCEALATLRPVQL
 IGGEQTLFAVTADGKLYATGYGAGGRLGIGGTE SVSTPTLLESIQHVF IKKVAVNSGGKHCLALSSEGEV
 YSWGEAEDGKLGHNRSPCDRPRVIESLRGIEVVDVAAGGAHSACVTAAGDLYTWGKGRYGR LGHSDSED
 QLKPKLVEALQGHVVDIACGSGDAQTLCLTDDDTVWSWGDG DYGKLRGGSDGCKVPMKIDSLTGLGVV
 KVECGSQFSVALTKSGAVYTWGKDYHRLGHGSDDHVRRPRVQVQLQGKKVIAIATGSLHCVCCTEDGEV
 YTWGDNDEGQLGDGTTNAIQRPRLVAALQGGKVN RVACGSAHTLAWSTSKPASAGKLPQVPMENHLQE
 IPIIALRNRLLLLHHLSELCPCIPMFDEGLDETGLGPSVGFDTLRGILISQK EAAFRKVVQATMVR
 DRQHGPVVELNRIQVKRSRSGGLAGPDGTKSVFGQMCAMSSFGPDSL LPHRVWVKVFGVESVDDCGG
 GYSESAIEICEELQNGLTPLLIVTPNGRDESGANRDCYLLSPAARAPVHSSMFRFLGVLLGIAIRTGSP
 SLNLAEPVWKLAGMSLTIADLSEVDKDFIPGLMYIRDNEATSEEF EAMSLPFTVPSASGQDIQLSSKHT
 HITLDNRAEYVRLAINYRLHEFDEQVAAVREGMARVVPVPLLSLFTGYELETMVCSPDIPLHLLKSVAT

YKGIEPSASLIQWFVEMESFSNTERSLFLRFVWGRTRLPRTIADFRGRDFVIQVLDKYNPPDHLFPE
 TCFLLKLPRYSCKQVLEEKLYAIHFCKSIDTDDYARIALTGEPAADSSDDSDNEDVDSFASDSTQDY
 LTGH

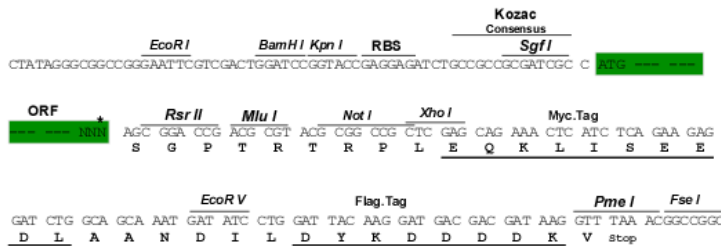
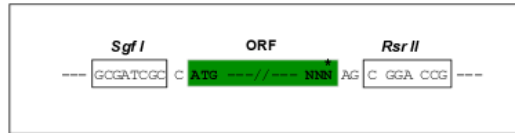
SGPTRRRRLEQKLISEEDLAANDILDYKDDDDKV

Restriction Sites:

SgfI-RsrII

Cloning Scheme:

Cloning sites used for ORF Shuttling:



* The last codon before the Stop codon of the ORF

ACCN:

NM_004667

ORF Size:

14502 bp

OTI Disclaimer:

Due to the inherent nature of this plasmid, standard methods to replicate additional amounts of DNA in E. coli are highly likely to result in mutations and/or rearrangements. Therefore, OriGene does not guarantee the capability to replicate this plasmid DNA. Additional amounts of DNA can be purchased from OriGene with batch-specific, full-sequence verification at a reduced cost. Please contact our customer care team at custsupport@origene.com or by calling 301.340.3188 option 3 for pricing and delivery.

The molecular sequence of this clone aligns with the gene accession number as a point of reference only. However, individual transcript sequences of the same gene can differ through naturally occurring variations (e.g. polymorphisms), each with its own valid existence. This clone is substantially in agreement with the reference, but a complete review of all prevailing variants is recommended prior to use. [More info](#)

OTI Annotation:

This clone was engineered to express the complete ORF with an expression tag. Expression varies depending on the nature of the gene.

Components:

The ORF clone is ion-exchange column purified and shipped in a 2D barcoded Matrix tube containing 10ug of transfection-ready, dried plasmid DNA (reconstitute with 100 ul of water).

Reconstitution Method:

1. Centrifuge at 5,000xg for 5min.
2. Carefully open the tube and add 100ul of sterile water to dissolve the DNA.
3. Close the tube and incubate for 10 minutes at room temperature.
4. Briefly vortex the tube and then do a quick spin (less than 5000xg) to concentrate the liquid at the bottom.
5. Store the suspended plasmid at -20°C. The DNA is stable for at least one year from date of shipping when stored at -20°C.

RefSeq: [NM_004667.6](#)

RefSeq Size: 15351 bp

RefSeq ORF: 14505 bp

Locus ID: 8924

UniProt ID: [O95714](#)

Cytogenetics: 15q13.1

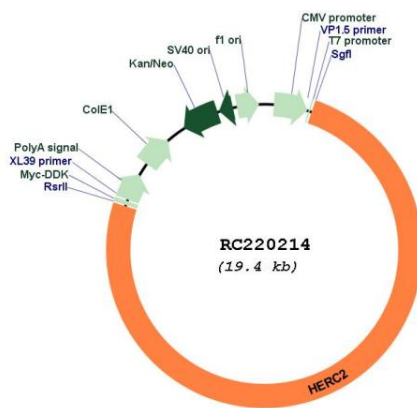
Domains: RCC1, ZnF_ZZ, HECT, heme_1

Protein Pathways: Ubiquitin mediated proteolysis

MW: 527 kDa

Gene Summary: This gene belongs to the HERC gene family that encodes a group of unusually large proteins, which contain multiple structural domains. All members have at least 1 copy of an N-terminal region showing homology to the cell cycle regulator RCC1 and a C-terminal HECT (homologous to E6-AP C terminus) domain found in a number of E3 ubiquitin protein ligases. Genetic variations in this gene are associated with skin/hair/eye pigmentation variability. Multiple pseudogenes of this gene are located on chromosomes 15 and 16. [provided by RefSeq, Mar 2012]

Product images:



Circular map for RC220214