

Product datasheet for **RC220003**

NDRG2 (NM_201539) Human Tagged ORF Clone

Product data:

Product Type: Expression Plasmids
Product Name: NDRG2 (NM_201539) Human Tagged ORF Clone
Tag: Myc-DDK
Symbol: NDRG2
Synonyms: SYLD
Mammalian Cell Selection: Neomycin
Vector: pCMV6-Entry (PS100001)
E. coli Selection: Kanamycin (25 ug/mL)
ORF Nucleotide Sequence: >RC220003 representing NM_201539
 Red=Cloning site Blue=ORF Green=Tags(s)

TTTTGTAATACGACTCACTATAGGGCGCCGGGAATTCGTCGACTGGATCCGGTACCGAGGAGATCTGCC
 GCC**CGATCGCC**

ATGGCGGAGCTGCAGGAGGTGCAGATCACAGAGGAGAAGCCACTGTTGCCAGGACAGACGCCTGAGGCGG
 CCAAGGAGGCTGAGTTAGCTGCCGAATCCTCCTGGACCAGGGACAGACTCACTCTGTGGAGACACCATA
 CGGCTCTGTCACTTTCACTGTCTATGGCACCCCAAACCCAAACGCCAGCGATCCTTACCTACCACGAT
 GTGGGACTCAACTATAAATCTTGCTTCCAGCCACTGTTTCAGTTCGAGGACATGCAGGAAATCATTAGA
 ACTTTGTGCGGGTTCATGTGGATGCCCCGGAATGGAAGAGGGAGCCCTGTGTTCCCTTTGGGATATCA
 GTACCCATCTCTGGACGAGCTTGACAGACATGATCCCTTGCCTCCTGCAGTACCTAAATTTCTCTACAATA
 ATTGGAGTTGGTGTGGAGCTGGAGCCTACATCCTGGCGAGATATGCTCTTAACCCCGGACACTGTTG
 AAGGTCTGTCCCTCATCAACATTGATCCCAATGCCAAGGGTTGGATGGATTGGGCAGCCACAAGCTAAC
 AGGCCTCACCTCTCCATTCCGGAGATGATCCTTGGACATCTTTTCAGCCAGGAAGAGCTCTCTGGAAT
 TCTGAGTTGATACAAAAGTACAGAAATACATTACACATGCACCCAACCTGGATAACATTGAATTGACT
 GGAACAGCTACAACAACCGCCGAGACCTGAACTTTGAGCGTGGAGGTGATACACCCTCAGGTGCTCTGT
 GATGCTGGTGGTAGGAGACCAAGCACCTCATGAAGATGCAGTGGTGAATGTAACCTAAAACCTGGACCC
 ACCCGGACCTCGTTCCTCAAGATGGCTGACTCCGGAGGTGAGCCAGCTGACTCAGCCAGGCAAGCTGA
 CCGAGGCCTTCAAGTACTTCTGCAAGGATGGGCTACATGGCCTCATCCTGCATGACTCGCCTGTCCCG
 GTCTCGTACAGCCTCTCTGACCAGTGCAGCATCCGTTGATGGCAACAGGTCCTCGTCTCGCACCCCTGTCC
 CAGAGCAGCGAGTCTGGAATCTTTCTCGGGCCCCCGGGGCACACCATGGAGGTCTCCTGT

ACGCGTACGCGGCCGCTCGAGCAGAAACTCATCTCAGAAGAGGATCTGGCAGCAATGATATCCTGGATT
 ACAAGGATGACGACGATAAGGTTTAA



[View online »](#)

Protein Sequence: >RC220003 representing NM_201539
Red=Cloning site Green=Tags(s)

MAELQEVQITEEKPLLPGQTPEAAKEAELARILLDQGQTHSVETPYGSVTFVYGTTPKPKRPAILTYHD
 VGLNYSKCFQPLFQFEDMQEIIQNFVRVHVDAPGMEEGAPVFPLGYQYPSLDELADMIPCVLQYLNFS
 IGVGVGAGAYILARYALNHPDTVEGLVLINIDPNAKGWMDWAHKLTLTSSIPMILGHLFSQEELSGN
 SELIQKYRNIITHAPNLNIEIYNSYNNRRDLNFERGGDITLRCPVMLVVGDAQPHEDAVVECNKLD
 TRTSFLKMADSGGQPLTOPGKLEAFKYFLQGMGYMASSCMTRLRSRRTASLTAASVDGNRSRRTLS
 QSSESGTLSSGPPGHTMEVSC

TRTRPLEQKLISEEDLAANDILDYKDDDDKV

Chromatograms: https://cdn.origene.com/chromatograms/mg3912_d05.zip

Restriction Sites: SgfI-MluI

Cloning Scheme:



ACCN: NM_201539

ORF Size: 1113 bp

OTI Disclaimer: The molecular sequence of this clone aligns with the gene accession number as a point of reference only. However, individual transcript sequences of the same gene can differ through naturally occurring variations (e.g. polymorphisms), each with its own valid existence. This clone is substantially in agreement with the reference, but a complete review of all prevailing variants is recommended prior to use. [More info](#)

OTI Annotation: This clone was engineered to express the complete ORF with an expression tag. Expression varies depending on the nature of the gene.

Components: The ORF clone is ion-exchange column purified and shipped in a 2D barcoded Matrix tube containing 10ug of transfection-ready, dried plasmid DNA (reconstitute with 100 ul of water).

Reconstitution Method:

1. Centrifuge at 5,000xg for 5min.
2. Carefully open the tube and add 100ul of sterile water to dissolve the DNA.
3. Close the tube and incubate for 10 minutes at room temperature.
4. Briefly vortex the tube and then do a quick spin (less than 5000xg) to concentrate the liquid at the bottom.
5. Store the suspended plasmid at -20°C. The DNA is stable for at least one year from date of shipping when stored at -20°C.

RefSeq: [NM_201539.1](#), [NP_963833.1](#)

RefSeq Size: 2052 bp

RefSeq ORF: 1116 bp

Locus ID: 57447

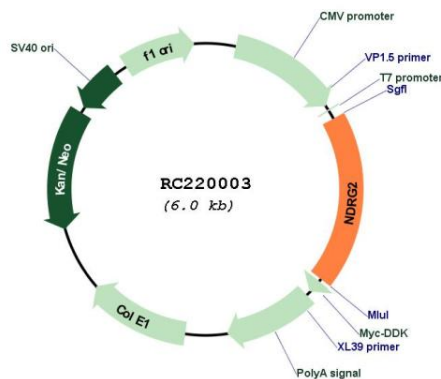
UniProt ID: [Q9UN36](#)

Cytogenetics: 14q11.2

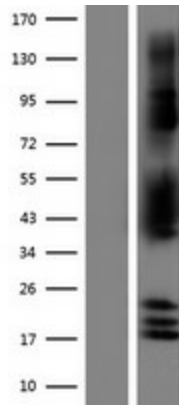
MW: 40.6 kDa

Gene Summary: This gene is a member of the N-myc downregulated gene family which belongs to the alpha/beta hydrolase superfamily. The protein encoded by this gene is a cytoplasmic protein that may play a role in neurite outgrowth. This gene may be involved in glioblastoma carcinogenesis. Alternative splicing results in multiple transcript variants. [provided by RefSeq, Aug 2017]

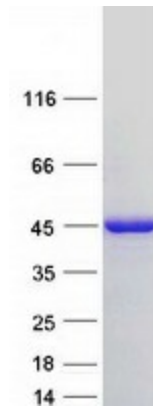
Product images:



Circular map for RC220003



Western blot validation of overexpression lysate (Cat# [LY404446]) using anti-DDK antibody (Cat# [TA50011-100]). Left: Cell lysates from untransfected HEK293T cells; Right: Cell lysates from HEK293T cells transfected with RC220003 using transfection reagent MegaTran 2.0 (Cat# [TT210002]).



Coomassie blue staining of purified NDRG2 protein (Cat# [TP320003]). The protein was produced from HEK293T cells transfected with NDRG2 cDNA clone (Cat# RC220003) using MegaTran 2.0 (Cat# [TT210002]).