

Product datasheet for RC219963

MZT2A (NM_001085365) Human Tagged ORF Clone

Product data:

Product Type: Expression Plasmids
Product Name: MZT2A (NM_001085365) Human Tagged ORF Clone
Tag: Myc-DDK
Symbol: MZT2A
Synonyms: FAM128A; MOZART2A
Mammalian Cell Selection: Neomycin
Vector: pCMV6-Entry (PS100001)
E. coli Selection: Kanamycin (25 ug/mL)
ORF Nucleotide Sequence: >RC219963 representing NM_001085365
Red=Cloning site Blue=ORF Green=Tags(s)

TTTTGTAATACGACTCACTATAGGGCGGCCGGAATTCGTCGACTGGATCCGGTACCGAGGAGATCTGCC
GCC**CGATCGCC**

ATGGAGCTGTACGAGCTGGCTCAGGCGGGCGGGCGGTATCGACCCGACGTGTTCAAGATCCTGGTGG
ACCTGCTGAAGCTGAACGTGGCCCCCTCGCCGCTTCCAGATGCTCAAGTCCATGTGTCCGGGCAGAG
GCTAGCGAGCGAGCCCCAGGACCTGCGGCCGTGTCTCTGCCACGTCGAGCGTGCCCGAGACCCGAGGG
AGAGACAAAGGCAGCGCTGCCCTCGGGGAGTATTGGCCCTGGCGGAACGCAGCAACCACGAGGGATCCA
GCCAGAGGATGCCACGCCAGCCAGCGCTACCAGGCTGCCAAGGGGGCGGGCCTGGGAAGAGCCCTAC
GCAGGGCAGCACC

ACGCGTACGCGGCCGCTCGAGCAGAAACTCATCTCAGAAGAGGATCTGGCAGCAAATGATATCCTGGATT
ACAAGGATGACGACGATAAGGTTTAA

Protein Sequence: >RC219963 representing NM_001085365
Red=Cloning site Green=Tags(s)

MELYELAQAAGGGIDPDVFKILVDLLKLNVAFLAVFQMLKSMCAGQRLASEPQDPAAVSLPTSSVPETRG
RDKGSAALGGVLAALERSNHEGSSQRMPRQPSATRLPKGGGPGKSPTQGST

TRTRPLEQKLISEEDLAANDILDYKDDDDKV

Chromatograms: https://cdn.origene.com/chromatograms/ja1461_b09.zip

Restriction Sites: SgfI-MluI



[View online »](#)

Cloning Scheme:


ACCN: NM_001085365

ORF Size: 363 bp

OTI Disclaimer: The molecular sequence of this clone aligns with the gene accession number as a point of reference only. However, individual transcript sequences of the same gene can differ through naturally occurring variations (e.g. polymorphisms), each with its own valid existence. This clone is substantially in agreement with the reference, but a complete review of all prevailing variants is recommended prior to use. [More info](#)

OTI Annotation: This clone was engineered to express the complete ORF with an expression tag. Expression varies depending on the nature of the gene.

Components: The ORF clone is ion-exchange column purified and shipped in a 2D barcoded Matrix tube containing 10ug of transfection-ready, dried plasmid DNA (reconstitute with 100 ul of water).

- Reconstitution Method:**
1. Centrifuge at 5,000xg for 5min.
 2. Carefully open the tube and add 100ul of sterile water to dissolve the DNA.
 3. Close the tube and incubate for 10 minutes at room temperature.
 4. Briefly vortex the tube and then do a quick spin (less than 5000xg) to concentrate the liquid at the bottom.
 5. Store the suspended plasmid at -20°C. The DNA is stable for at least one year from date of shipping when stored at -20°C.

RefSeq Size: 708 bp

RefSeq ORF: 477 bp

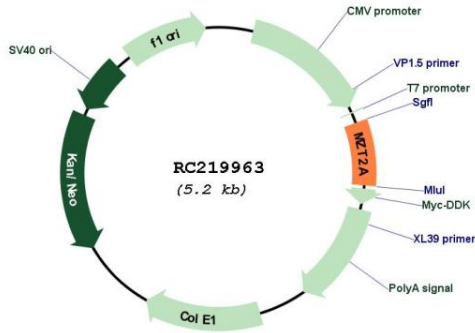
Locus ID: 653784

UniProt ID: [Q6P582](#)


Cytogenetics: 2q21.1

MW: 12.5 kDa


Product images:



Circular map for RC219963



Western blot validation of overexpression lysate (Cat# [LY421274]) using anti-DDK antibody (Cat# [TA50011-100]). Left: Cell lysates from untransfected HEK293T cells; Right: Cell lysates from HEK293T cells transfected with RC219963 using transfection reagent MegaTran 2.0 (Cat# [TT210002]).



Coomassie blue staining of purified MZT2A protein (Cat# [TP319963]). The protein was produced from HEK293T cells transfected with MZT2A cDNA clone (Cat# RC219963) using MegaTran 2.0 (Cat# [TT210002]).