

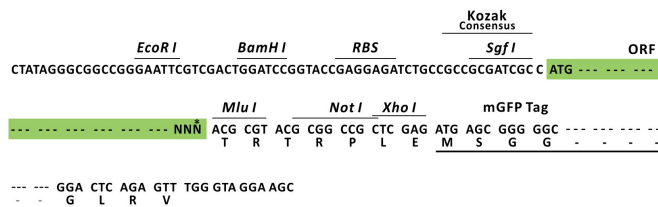
Product datasheet for RC219808L4

DR5 (TNFRSF10B) (NM_147187) Human Tagged Lenti ORF Clone

Product data:

Product Type:	Expression Plasmids
Product Name:	DR5 (TNFRSF10B) (NM_147187) Human Tagged Lenti ORF Clone
Tag:	mGFP
Symbol:	DR5
Synonyms:	CD262; DR5; KILLER; KILLER/DR5; TRAIL-R2; TRAILR2; TRICK2; TRICK2A; TRICK2B; TRICKB; ZTNFR9
Mammalian Cell Selection:	Puromycin
Vector:	pLenti-C-mGFP-P2A-Puro (PS100093)
E. coli Selection:	Chloramphenicol (34 ug/mL)
ORF Nucleotide Sequence:	The ORF insert of this clone is exactly the same as(RC219808).
Restriction Sites:	SgfI-MluI
Cloning Scheme:	

Cloning sites used for ORF Shuttling:



* The last codon before the Stop codon of the ORF.

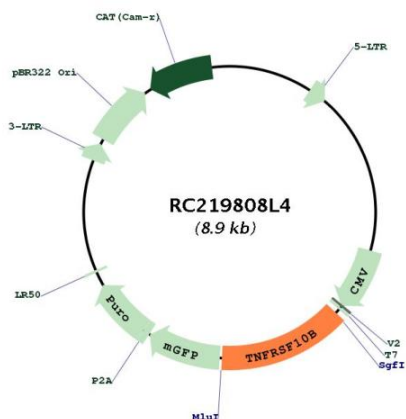
ACCN:	NM_147187
ORF Size:	1233 bp



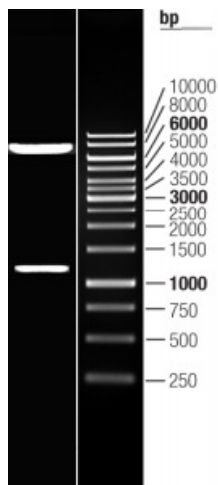
[View online >](#)

OTI Disclaimer:	The molecular sequence of this clone aligns with the gene accession number as a point of reference only. However, individual transcript sequences of the same gene can differ through naturally occurring variations (e.g. polymorphisms), each with its own valid existence. This clone is substantially in agreement with the reference, but a complete review of all prevailing variants is recommended prior to use. More info
OTI Annotation:	This clone was engineered to express the complete ORF with an expression tag. Expression varies depending on the nature of the gene.
Components:	The ORF clone is ion-exchange column purified and shipped in a 2D barcoded Matrix tube containing 10ug of transfection-ready, dried plasmid DNA (reconstitute with 100 ul of water).
Reconstitution Method:	<ol style="list-style-type: none">1. Centrifuge at 5,000xg for 5min.2. Carefully open the tube and add 100ul of sterile water to dissolve the DNA.3. Close the tube and incubate for 10 minutes at room temperature.4. Briefly vortex the tube and then do a quick spin (less than 5000xg) to concentrate the liquid at the bottom.5. Store the suspended plasmid at -20°C. The DNA is stable for at least one year from date of shipping when stored at -20°C.
RefSeq:	NM_147187.1 , NP_671716.1
RefSeq Size:	4073 bp
RefSeq ORF:	1236 bp
Locus ID:	8795
UniProt ID:	O14763
Cytogenetics:	8p21.3
Domains:	DEATH, TNFR
Protein Families:	Druggable Genome, Transmembrane
Protein Pathways:	Apoptosis, Cytokine-cytokine receptor interaction, Natural killer cell mediated cytotoxicity, p53 signaling pathway
MW:	39.4 kDa
Gene Summary:	The protein encoded by this gene is a member of the TNF-receptor superfamily, and contains an intracellular death domain. This receptor can be activated by tumor necrosis factor-related apoptosis inducing ligand (TNFSF10/TRAIL/APO-2L), and transduces an apoptosis signal. Studies with FADD-deficient mice suggested that FADD, a death domain containing adaptor protein, is required for the apoptosis mediated by this protein. Two transcript variants encoding different isoforms and one non-coding transcript have been found for this gene. [provided by RefSeq, Mar 2009]

Product images:



Circular map for RC219808L4



Double digestion of RC219808L4 using SgfI and MluI