

Product datasheet for **RC219554**

SCARA5 (NM_173833) Human Tagged ORF Clone

Product data:

Product Type:	Expression Plasmids
Product Name:	SCARA5 (NM_173833) Human Tagged ORF Clone
Tag:	Myc-DDK
Symbol:	SCARA5
Synonyms:	NET33; Tesr
Mammalian Cell Selection:	Neomycin
Vector:	pCMV6-Entry (PS100001)
E. coli Selection:	Kanamycin (25 ug/mL)



[View online »](#)

ORF Nucleotide Sequence:

>RC219554 representing NM_173833
 Red=Cloning site Blue=ORF Green=Tags(s)

TTTTGTAATACGACTCACTATAGGGCGGCCGGAATTCGTCGACTGGATCCGGTACCGAGGAGATCTGCC
 GCC**CGCATCGCC**

ATGGAGAACAAGCTATGTACCTACACACCGCTCAGCGACTGTGACACCAGCTCCATCTGTGAGGATTCCT
 TTGATGGCAGGAGCCTGTCCAAGCTGAACCTGTGTGAGGATGGTCCATGTCACAAACGGCGGCAAGCAT
 CTGCTGTACCCAGCTGGGGTCCCTGTGCGCCCTGAAGCATGCTGTCTGGGGCTCTACCTGCTGGTCTTC
 CTGATTCTTGTGGGCATCTTCATCTTAGCAGTGTCCAGGCCGCGCAGCTCCCCTGACGACCTGAAGGCC
 TGACTCGCAATGTGAACCGGCTGAATGAGAGCTTCCGGGACTTGCAGCTGCGGCTGCTGCAGGCTCCGCT
 GCAAGCGGACCTGACGGAGCAGGTGTGAAGGTGCAGGACGCGCTGCAGAACCAGTCAGACTCGTTGCTG
 GCGCTGGCGGGCGCAGTGCAGCGCTGGAGGGCGCGCTGTGGGGCTGCAGGCGCAGGCGGTGCAGACCG
 AGCAGGCGGTGGCCCTGCTGCGGGACCGCACGGCCAGCAGAGCGACACGGCGCAGCTGGAGCTCTACCA
 GCTGCAGTGGAGAGCAACAGTAGCCAGCTGCTGCTGAGGCGCCACGCGGCCTGCTGGACGGGCTGGCG
 CGCAGGTTGGGCATCCTGGCGGAGGAGCTGGCCGACGTGGGCGGCGTGTGCGCGCCCTCAACCACAGCC
 TGTCTACGACGTGGCCCTCCACCGCACGCGGCTGCAGGACCTGCGGGTGTGGTGTGAGCAACGCCAGCGA
 GGACACGCGCCGCTGCGCTGGCGCACGTAGGCATGGAGCTGCAGCTGAAGCAGGAGCTGGCCATGCTC
 AACGCGGTACCGAGGACCTGCGCTCAAGGACTGGGAGCACTCCATCGCACTGCGGAACATCTCCCTCG
 CGAAAGGGCCACCGGGACCCAAAGGTGATCAGGGGGATGAAGGAAAGGAAGGCAGGCCTGGCATCCCTGG
 ATTGCCTGGACTTCGAGGTCTGCCGGGGAGAGAGGTACCCAGGATTGCCGGGGCCAAAGGCGATGAT
 GGAAGCTGGGGCCACAGGACCAATGGGCATGCGTGGTTCAAAGGTGACCGAGGCCAAAAGGAGAGA
 AAGGAGAAAAGGAGACAGAGCTGGGGATGCCAGTGGCTGGAGGCCCGATGATATCCGCTGGTGAA
 TGGCTCAGGTCCGCACGAGGGCCGCGTGAAGTGTACCACGACCGGCGTGGGGCACCGTGTGTGACGAC
 GGCTGGGACAAGAAGGACGGAGCAGTGGTGTGCCGCATGCTCGGCTTCCGCGGTGTGGAGGAGGTGTACC
 GCACAGCTCGATTGGGCAAGGCACTGGGAGGATCTGGATGGATGACGTTGCCTGCAAGGCGACAGAGGA
 AACCATTTCCGCTGCAGCTTCTCAAATGGGGGGTGACAACTGTGGACATGCCGAAGATGCCAGCGTG
 ACATGCAACAGACAC

ACGCGTACGCGGGCGCTCGAGCAGAAACTCATCTCAGAAGAGGATCTGGCAGCAAATGATATCCTGGATT
 ACAAGGATGACGACGATAAGGTTTAA

Protein Sequence:

>RC219554 representing NM_173833
 Red=Cloning site Green=Tags(s)

MENKAMYLHTVSDCDTSSICEDSFDGRSLSKLNLCEGDPCHKRRASICCTQLGSLSALKHAVLGLYLLVF
 LILVGIFILAVSRPRSSPDDLKALTRNVNRLNESFRDLQLRLLQAPLQADLTEQVWKVQDALQNSDSSL
 ALAGAVQRLEGALWGLQAQAVQTEQAVALLRDRTGQSDTAQLELYQLQVESNSSQLLLRRHAGLLDGLA
 RRVGILGEELADVGGVLRGLNHSLSYDVALHRTRLQDLRVLVSNASEDTRRLRLAHVGMELQLKQELAML
 NAVTEDLRLKDWEHSIALRNI SLAKGPPGPKGDQDEGKEGRPGIPGLPGLRGLPGERGTPGLPGPKGDD
 GKLGATGPMGMRGFKGDRGPKGEKGEKDRAGDASGVEAPMMIRLVNNGSGPHEGRVEVYHRRWGTVCDD
 GWDKKGDVVCRMLGFRGVEEVYRTARFGQGTGRIWMDDVACKGTEETIFRCSFSKWGVTNCGHAEDASV
 TCNRH

TRTRPLEQKLISEEDLAANDILDYKDDDDKV

Chromatograms:

https://cdn.origene.com/chromatograms/mk8013_b01.zip

Restriction Sites:

SgfI-MluI

Cloning Scheme:


ACCN: NM_173833

ORF Size: 1485 bp

OTI Disclaimer: The molecular sequence of this clone aligns with the gene accession number as a point of reference only. However, individual transcript sequences of the same gene can differ through naturally occurring variations (e.g. polymorphisms), each with its own valid existence. This clone is substantially in agreement with the reference, but a complete review of all prevailing variants is recommended prior to use. [More info](#)

OTI Annotation: This clone was engineered to express the complete ORF with an expression tag. Expression varies depending on the nature of the gene.

Components: The ORF clone is ion-exchange column purified and shipped in a 2D barcoded Matrix tube containing 10ug of transfection-ready, dried plasmid DNA (reconstitute with 100 ul of water).

Reconstitution Method:

1. Centrifuge at 5,000xg for 5min.
2. Carefully open the tube and add 100ul of sterile water to dissolve the DNA.
3. Close the tube and incubate for 10 minutes at room temperature.
4. Briefly vortex the tube and then do a quick spin (less than 5000xg) to concentrate the liquid at the bottom.
5. Store the suspended plasmid at -20°C. The DNA is stable for at least one year from date of shipping when stored at -20°C.

RefSeq: [NM_173833.4](#)

RefSeq Size: 3644 bp

RefSeq ORF: 1488 bp

Locus ID: 286133

UniProt ID: [Q6ZMJ2](#)

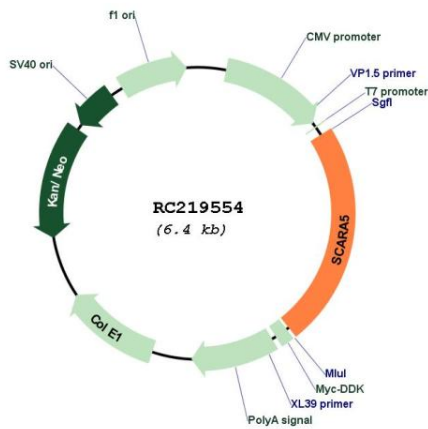
Cytogenetics: 8p21.1

Protein Families: Druggable Genome, Transmembrane

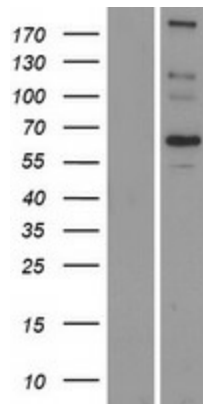
MW: 53.8 kDa

Gene Summary: Ferritin receptor that mediates non-transferrin-dependent delivery of iron. Mediates cellular uptake of ferritin-bound iron by stimulating ferritin endocytosis from the cell surface with consequent iron delivery within the cell. Delivery of iron to cells by ferritin is required for the development of specific cell types, suggesting the existence of cell type-specific mechanisms of iron traffic in organogenesis, which alternatively utilize transferrin or non-transferrin iron delivery pathways. Ferritin mediates iron uptake in capsule cells of the developing kidney. Binds preferentially ferritin light chain (FTL) compared to heavy chain (FTH1). [UniProtKB/Swiss-Prot Function]

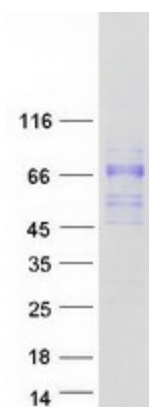
Product images:



Circular map for RC219554



Western blot validation of overexpression lysate (Cat# [LY406438]) using anti-DDK antibody (Cat# [TA50011-100]). Left: Cell lysates from untransfected HEK293T cells; Right: Cell lysates from HEK293T cells transfected with RC219554 using transfection reagent MegaTran 2.0 (Cat# [TT210002]).



Coomassie blue staining of purified SCARA5 protein (Cat# [TP319554]). The protein was produced from HEK293T cells transfected with SCARA5 cDNA clone (Cat# RC219554) using MegaTran 2.0 (Cat# [TT210002]).