

## Product datasheet for RC219509

### FNIP2 (NM\_020840) Human Tagged ORF Clone

#### Product data:

Product Type:	Expression Plasmids
Product Name:	FNIP2 (NM_020840) Human Tagged ORF Clone
Tag:	Myc-DDK
Symbol:	FNIP2
Synonyms:	FNIP1; MAPO1
Mammalian Cell Selection:	Neomycin
Vector:	pCMV6-Entry (PS100001)
E. coli Selection:	Kanamycin (25 ug/mL)
ORF Nucleotide Sequence:	>RC219509 representing NM_020840 Red=Cloning site Blue=ORF Green=Tags(s)

TTTTGTAATACGACTCACTATAGGGCGGCCGGAATTCGTCGACTGGATCCGGTACCGAGGAGATCTGCC  
GCC**CGATCGCC**

ATGGCCCCGACCCTGCTCCAGAAGCTCTTCAACAAAAGGGGCAGCAGCGGCAGCTCCGCGCGCGCTCTG  
CCCAGGGCAGGGCTCCTAAGGAAGGACCCGCTTTAGTTGGTCATGTTCCGAGTTTGACCTGAATGAGAT  
TCGCTGATAGTTTACCAGGACTGTGACAGGAGAGGCAGACAAGTCTTGTGGTCTAAAGCTGTTCAA  
AAGATTGAGGAGGTGACAGCTCAGAAAACAGAGGATGTTCTATTTAAATATCAGCCAAGTCTGCCAGG  
GAAGCAGCAGTGTGACGAGCAGTGCAGCAGCAGCATCTTCCACAGTCTTCTGGGGATCTTCA  
TCATGCTAAGGAACAGCTTCAAAGTACCAGTACACAAGACCAGCTTCCGATGTCAACATGTTAGGGAA  
ATGATGTTTGGCTCAGTTGCCATGAGTTACAAAGGCTCCACCTTAAAGATACACTACATACGTTCTCCTC  
CACAACCTGATGATTAGTAAAGTCTTCTCTGCTAGAATGGGCAGCTTCTGTGGAAGTACAAATAACTTGCA  
AGACAGCTTTGAGTACATCAACCAAGATCCTAATTTGGGAAAAGTGAACACAAAACAAAATAGTTTGGGT  
CCTTGTGCTACTGGAAGTAACTAGCACACAGCACACCAGTTGATATGCCAAGCAGAGGACAGAATGAAG  
ACAGGGACAGTGGCATTGCTCGATCAGCCTCACTAAGCAGTCTTTGATCACACCTTTCCCATCTCCAAG  
CTCCTCTACATCTTCTCCAGCAGTTACCAGCGCCGCTGGCTTGAAGTCAGACAACAAGTTTGGAAAAT  
GGCATCATCCCAAGAAGGTCACTGATGAGACATTCAGCTTGGCTGAAGAAAACCTGTAGCTAATCCAG  
CTATGGTTAGGAGGAAGAAAATTGCCATAAGCATCATCTTTCCCTATGTGAGAAAAGAAGACACAAG  
GAATTTCCAGGACTTCTTCTTTCTCATTTTCCCTGTTTGAATCTCACATGAACAGGCTGAAGAGTGCA  
ATTGAAAAGGCTATGATCTCCTGTAGGAAAATAGCAGAATCAAGTCTCCGAGTCCAGTTTATGTGACGC  
GTTTGTGGAAGCTCTGGGAGAATTGAGAGAACTATCTGGAACCTATATTCTGTTCCAAGGATAGCTGA  
ACCTGTATGGCTTACTATGATGTCCGGCACTTTGGAAAAAACAGCTCTGCCAGCGCTTCTCAAGGAG  
TTTACACTTCTGATAGAACAGATAAATAAAAACCAGTTTTTGTGCCTTACTGACTGCGGTGTTAACT  
ACCACCTGGCCTGGTCCCAACTGTATGCCTGTGGATCACCTCCCATCAAAGCCTTCTCAGAGAAAACG  
TACCTCCAGTCAGTGAACATGCTGGCCAAAACACATCCGTATAATCCTTCTTGGGCACAGCTGGGTGAT



[View online »](#)

CTTTACGAGCCATAGGCTCTCCAGTGAGACTGACTCGCACCGTAGTGGTAGGGAAGCAGAAGGACTTAG  
 TCCAGCGAATACTTTATGTCTGACCTACTTTCTCCGTTGCTCTGAGCTACAAGAGAACCAGCTGACCTG  
 GAGTGGCAATCATGGTGAAGGTGACCAAGTTTTAAATGGGAGCAAGATCATAACAGCCTTGAGAAAAGGA  
 GAGGTGGAGGAGTCTGAGTATGTGGTCATTACGGTGAGGAACGAGCCCGCTTTGTACCCCCATCTAC  
 CACCAACAGCAGCAGAGAGACACAACCCCTGGCCGACAGGGTTTCTGAGTGCCAGAGGGCACTGACAG  
 TAGAGACTGGGTCTTAAACCTGACAAAAGACTAACAGGAGGCCAGAGCAGGGTTCTGAGGCTTGCCAG  
 GCAGGGTCCCTGGGCCAGCATCAGACGCTTCTGGAACTCAGAATGCATTTTGTGGGATGAGAAAA  
 ATAAAGAGGCACCGCAAGATGGCTTCAAGACTTCCAGCTGTGAAGTTTTGGGGCAGGAATGAAGAT  
 GGACCAGCAAGCTGTCTGTGAGCTGTTGAAAGTGAGATGCCTACAAGACTGCCAGACCGGTCAGTGGCC  
 TGGCCTTGCCCTGACAGACATCTCCGGGAGAACTTCTTAGAAAAGGTCATTTCCAGATTGGAAGCT  
 TTGCATCTCCAGAGTCTGACTTTGAAAGCCGATGAAAAAATGGAGAACGGGTGAAGGCTGTGGCCC  
 CTCCTTGAGGGCCAGTGAGGCTGCTGATGTGGCTCAGGACCCGACGGTTTCTAGGAGCCCTTTAAACCT  
 GGCTTTCAGGAGAATGTTTGTCTCCTCAGAATCGGCTTTCAGAGGGGATGAAGCCGAGTCTGACAAGG  
 GTTTTGCAGAGGACAGAGGCAGCAGAAACGACATGGCAGCAGATATTGCTGGCAGCTCAGCCACGCTGC  
 TGACTTGGGCACAGCCTCCACGGTGCAGGAGAACGGGAGGGAGGCTGGAGGCCACTAGAGGTTTTG  
 TATGTGAAGGCTGCGGAAGGACCTGTGCTGGAGCCTGTTGCCCCAGGTGTGCCAGCGGGCCCTGGCC  
 TCGTGGCTGGTGCGAATATCCCCTGTGGGGATGACAACAAGAAGGCCAATTCCAGACTGAAGGAGACAT  
 TCCCCGAAATGAAAGCTCAGATAGCGCCCTGGGAGACAGTGACGACGAAGCCTGCGCTTCCAGCATGCTA  
 GATCTGGGTACGGTGGTACAGGACTGGAGGGTCTTGGAAAGTGAGCTGCCTCTGCCAAGGTCTCAGA  
 GCATCAGCACCCAGAATGTAAGGAACCTTGGCCGCTCACTTCTGGCGGGTACTGCCCCACATACATGCC  
 TGATCTTGTGCTTATGGGACCGCAGTGATGAGAAGCTGAAGCAGTGCCTGGTGGCCGACCTTGTCCAC  
 ACAGTCCATCATCCAGTCTGGATGAGCCAATAGCTGAAGCTGTCTGTATTATCGCAGACACGGATAAAT  
 GGAGTGTGCAAGTACACAAGTACAGGAAAGTACAGGACAACATGAAACTAGGCCAGGATGCTCTGGT  
 CTCTAGTCAGGTGCCAGTTTGTCTTCCAGTCCATTTACAGCTCTATAAGCTTCCACCTCCCTGTGATTTT  
 TGCATCATGCATCTTGAAGATAGACTACAGGAGATGTACCTTAAAAGTAAAATGCTATCTGAATATCTCC  
 GGGGACACACAGTCCATGTGAAAGAATTAGGTGTCGTAAGGGATTGAATCCAACGACCTGCCTCT  
 GTTGACTGCTATTGCCAGTACTATTCTCTTATGTGGCTCAAATACTCTTA

ACGCGTACGCGGGCCGTCGAGCAGAACTCATCTCAGAAGAGGATCTGGCAGCAAATGATATCTGGATT  
 ACAAGGATGACGACGATAAGGTTTAA

**Protein Sequence:**

>RC219509 representing NM\_020840  
 Red=Cloning site Green=Tags(s)

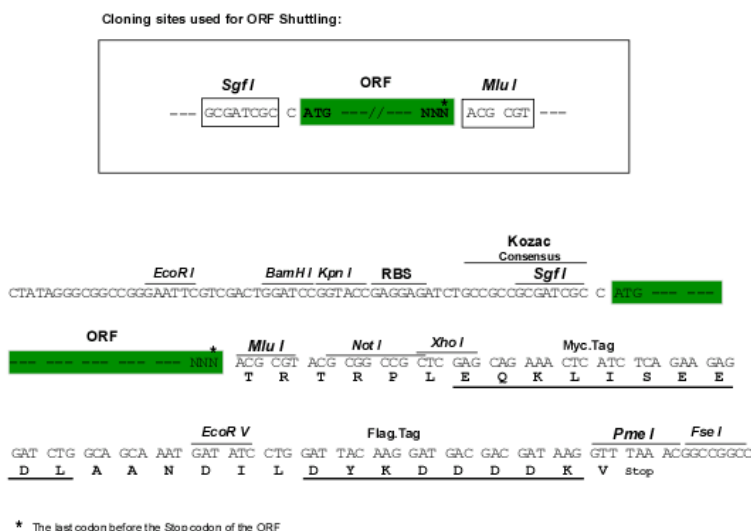
MAPTLLQKLFNKRSGSSAAASAQGRAPKEGPAFSWSCSEFDLNEIRLIVYQDCDRRGRQVLFDSKAVQ  
 KIEEVTAQKTEDVPIKISAKCCQGSSSVSSSSSSSISSHSSGGSSHHAKEQLPKYQYTRPASDVNMLGE  
 MMFGSVAMSYKSTLKIHYIRSPQLMISKVFSARMGSCGSTNNLQDSFEYINQDPNLGKLNTNQNSLG  
 PCRTGSNLAHSTPVDMPSTRGQNEEDRDSGIARSASLSSLLITPFPSPSSSTSSSSSYQRRWLSQTTSLEN  
 GIIPRRSTDETFSLAEETCSSNPAMVRRKKIAISIIIFSLCEKEEAQRNFQDFFFSHFPLFESHMNRKLSA  
 IEKAMISCRKIAESSLRQVYVSRLEALGEFRGTIWNLYSVPRIAEPVWLTMMSGTLEKNQLCQRFLKE  
 FTLLIEQINKNQFFAALLTAVLTYHLAVPTVMPVDHPPIKAFSEKRTSQSVNMLAKTHPYNPLWAQLGD  
 LYGAIGSPVRLTRTVVVGKQKDLVQRILYVLYFLRCSELQENQLTWSGNHGEDQVNLNGSKIITALEKG  
 EVEESEYVITVRNEPALVPPILPPTAAERHNPWPTGFPECEPDTSRDLGLKPDKEANRRPEQGSEACS  
 AGCLGPASDASWKPQNAFCGDEKNKEAPQDGSSRLPSCVELGAGMKMDQQAQVCELLKVEMPTRLPDRSVA  
 WPCPDRHLREKPSLEKVTQIGSFASPESEFESRMKMEERVKACGPSLEAEEAADVAQDPQVSRSPFKP  
 GFQENVCCPQNRLEGEDESDKGFADRGSRNDMAADIAGQLSHAADLTASHGAGGTGGRRLEATRGL  
 YYKAAEGPVLEPVAPRCVQRGPGLVAGANIPCGDDNKKANFRTEGDIIPRNESDLSALGDSDEACASAML  
 DLGHGGDRTGGSLEVELPLPRSQSISTQVNRNFRSLLAGYCPTYMPDLVHGTGSDEKLGQCLVADLVH  
 TVHHPVLDEPIAEAVCIADTDKWSVQVATSQRKVTDNMKGQDVLVSSQVSSLLQSIQLYLHLPLADFC  
 CIMHLEDRLQEMYLKSMLSEYLRGHTRVHVKELGVVLGIESNDLPLLTAIASTHSPYVAQILL

TRTRPLEQKLISEEDLAANDILDYKDDDDKV

**Chromatograms:** [https://cdn.origene.com/chromatograms/mk8019\\_c09.zip](https://cdn.origene.com/chromatograms/mk8019_c09.zip)

**Restriction Sites:** SgfI-MluI

**Cloning Scheme:**



**ACCN:** NM\_020840

**ORF Size:** 3342 bp

**OTI Disclaimer:** The molecular sequence of this clone aligns with the gene accession number as a point of reference only. However, individual transcript sequences of the same gene can differ through naturally occurring variations (e.g. polymorphisms), each with its own valid existence. This clone is substantially in agreement with the reference, but a complete review of all prevailing variants is recommended prior to use. [More info](#)

**OTI Annotation:** This clone was engineered to express the complete ORF with an expression tag. Expression varies depending on the nature of the gene.

**Components:** The ORF clone is ion-exchange column purified and shipped in a 2D barcoded Matrix tube containing 10ug of transfection-ready, dried plasmid DNA (reconstitute with 100 ul of water).

- Reconstitution Method:**
1. Centrifuge at 5,000xg for 5min.
  2. Carefully open the tube and add 100ul of sterile water to dissolve the DNA.
  3. Close the tube and incubate for 10 minutes at room temperature.
  4. Briefly vortex the tube and then do a quick spin (less than 5000xg) to concentrate the liquid at the bottom.
  5. Store the suspended plasmid at -20°C. The DNA is stable for at least one year from date of shipping when stored at -20°C.

**RefSeq:** [NM\\_020840.3](#)

**RefSeq Size:** 5801 bp

**RefSeq ORF:** 3345 bp

**Locus ID:** 57600

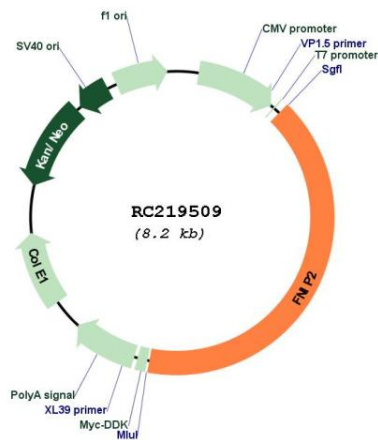
UniProt ID: [Q9P278](#)

Cytogenetics: 4q32.1


MW: 121.9 kDa

**Gene Summary:** This gene encodes a protein that binds to the tumor suppressor folliculin and to AMP-activated protein kinase (AMPK), and may play a role cellular metabolism and nutrient sensing by regulating the AMPK-mechanistic target of rapamycin signaling pathway. The encoded protein may also be involved in regulating the O6-methylguanine-induced apoptosis signaling pathway. This gene has a closely related paralog that encodes a protein with similar binding activities. Both related proteins also associate with the molecular chaperone heat shock protein-90 (Hsp90) and negatively regulate its ATPase activity and facilitate its association with folliculin. [provided by RefSeq, Jul 2017]

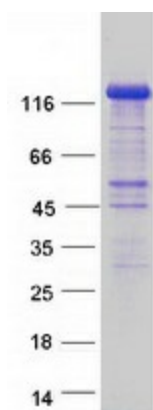
**Product images:**



Circular map for RC219509



Western blot validation of overexpression lysate (Cat# [LY412262]) using anti-DDK antibody (Cat# [TA50011-100]). Left: Cell lysates from untransfected HEK293T cells; Right: Cell lysates from HEK293T cells transfected with RC219509 using transfection reagent MegaTran 2.0 (Cat# [TT210002]).



Coomassie blue staining of purified FNIP2 protein (Cat# [TP319509]). The protein was produced from HEK293T cells transfected with FNIP2 cDNA clone (Cat# RC219509) using MegaTran 2.0 (Cat# [TT210002]).