

Product datasheet for **RC219253**

HCST (NM_001007469) Human Tagged ORF Clone

Product data:

Product Type: Expression Plasmids
Product Name: HCST (NM_001007469) Human Tagged ORF Clone
Tag: Myc-DDK
Symbol: HCST
Synonyms: DAP10; KAP10; PIK3AP
Mammalian Cell Selection: Neomycin
Vector: pCMV6-Entry (PS100001)
E. coli Selection: Kanamycin (25 ug/mL)
ORF Nucleotide Sequence: >RC219253 ORF sequence
Red=Cloning site Blue=ORF Green=Tags(s)

TTTTGTAATACGACTCACTATAGGGCGCCGGAATTCGTCGACTGGATCCGGTACCGAGGAGATCTGCC
GCC**CGATCGCC**

ATGATCCACTGGGTACATCCTCTTCTGCTTTTGTCCAGTGGCTGCAGCTCAGACGACTCCAGGAG
AGAGATCATCACTCCCTGCCTTTACCCTGGCACTTCAGGCTCTGTTCGGATGTGGTCCCTCTCT
GCCGCTCTGGCAGGCCTCGTGGCTGCTGATGCGGTGGCATCGCTGCTCATCGTGGGGCGGTGTTCTG
TGCACGCCCCACGCCGAGCCCCGCCAAGAAGATGGCAAAGTCTACATCAACATGCCAGGCAGGGC

ACGCGTACGCGGCCGCTCGAGCAGAAACTCATCTCAGAAGAGGATCTGGCAGCAAATGATATCCTGGATT
ACAAGGATGACGACGATAAGGTTTAA

Protein Sequence: >RC219253 protein sequence
Red=Cloning site Green=Tags(s)
MIHLGHILFLLLLPVAAAQTTPGERSSLPAFYPGTSGSCSGCSLSLPLLAGLVAADAVASLLIVGAVFL
CARPRRSPAQEDGKVYINMPGRG

TRTRPLEQKLISEEDLAANDILDYKDDDDKV

Chromatograms: https://cdn.origene.com/chromatograms/mk6347_a09.zip

Restriction Sites: Sgfl-Mlul



[View online »](#)

Cloning Scheme:


ACCN: NM_001007469

ORF Size: 279 bp

OTI Disclaimer: The molecular sequence of this clone aligns with the gene accession number as a point of reference only. However, individual transcript sequences of the same gene can differ through naturally occurring variations (e.g. polymorphisms), each with its own valid existence. This clone is substantially in agreement with the reference, but a complete review of all prevailing variants is recommended prior to use. [More info](#)

OTI Annotation: This clone was engineered to express the complete ORF with an expression tag. Expression varies depending on the nature of the gene.

Components: The ORF clone is ion-exchange column purified and shipped in a 2D barcoded Matrix tube containing 10ug of transfection-ready, dried plasmid DNA (reconstitute with 100 ul of water).

- Reconstitution Method:**
1. Centrifuge at 5,000xg for 5min.
 2. Carefully open the tube and add 100ul of sterile water to dissolve the DNA.
 3. Close the tube and incubate for 10 minutes at room temperature.
 4. Briefly vortex the tube and then do a quick spin (less than 5000xg) to concentrate the liquid at the bottom.
 5. Store the suspended plasmid at -20°C. The DNA is stable for at least one year from date of shipping when stored at -20°C.

RefSeq: [NM_001007469.1](#), [NP_001007470.1](#)

RefSeq Size: 521 bp

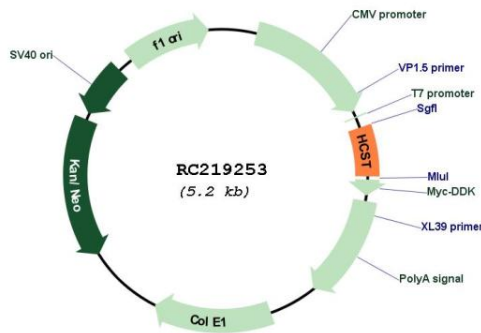
RefSeq ORF: 279 bp

Locus ID: 10870

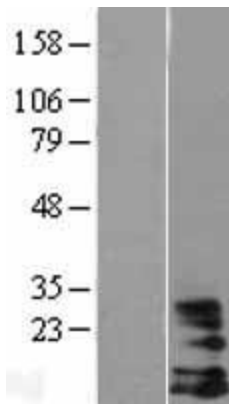
UniProt ID: [Q9UBK5](#)
Cytogenetics: 19q13.12
Protein Families: Druggable Genome, Transmembrane
Protein Pathways: Natural killer cell mediated cytotoxicity
MW: 9.5 kDa

Gene Summary: This gene encodes a transmembrane signaling adaptor that contains a YxxM motif in its cytoplasmic domain. The encoded protein may form part of the immune recognition receptor complex with the C-type lectin-like receptor NKG2D. As part of this receptor complex, this protein may activate phosphatidylinositol 3-kinase dependent signaling pathways through its intracytoplasmic YxxM motif. This receptor complex may have a role in cell survival and proliferation by activation of NK and T cell responses. Alternative splicing results in two transcript variants encoding different isoforms. [provided by RefSeq, Jul 2008]


Product images:



Circular map for RC219253



Western blot validation of overexpression lysate (Cat# [LY423490]) using anti-DDK antibody (Cat# [TA50011-100]). Left: Cell lysates from untransfected HEK293T cells; Right: Cell lysates from HEK293T cells transfected with RC219253 using transfection reagent MegaTran 2.0 (Cat# [TT210002]).



Coomassie blue staining of purified HCST protein (Cat# [TP319253]). The protein was produced from HEK293T cells transfected with HCST cDNA clone (Cat# RC219253) using MegaTran 2.0 (Cat# [TT210002]).