

Product datasheet for RC219179

CACNA1I (NM_021096) Human Tagged ORF Clone

Product data:

Product Type:	Expression Plasmids
Product Name:	CACNA1I (NM_021096) Human Tagged ORF Clone
Tag:	Myc-DDK
Symbol:	CACNA1I
Synonyms:	ca(v)3.3; Cav3.3
Mammalian Cell Selection:	Neomycin
Vector:	pCMV6-Entry (PS100001)
E. coli Selection:	Kanamycin (25 ug/mL)
ORF Nucleotide Sequence:	>RC219179 representing NM_021096 Red=Cloning site Blue=ORF Green=Tags(s)

TTTTGTAATACGACTCACTATAGGGCGGCCGGAATTCGTCGACTGGATCCGGTACCGAGGAGATCTGCC
GCC**CGATCGCC**

ATGGCTGAGAGCGCCTCCCCGCCCTCCTCATCTGCAGCAGCCCCAGCCGCTGAGCCAGGAGTCACCACGG
AGCAGCCCGGACCCCGGAGCCCCCATCTCCCCGCCAGGCTGGAGGAGCCTCTGGATGGAGCTGATCC
TCATGTCCACACCCAGACCTGGCGCTATTGCCTTCTTCTGCCTGCGACAGACCACAGCCCCGGAAC
TGGTGCATCAAGATGGTGTGCAACCCGTGGTTTGAATGTGTGAGCATGCTGGTATCCTGCTGAAGTGGC
TGACACTTGGCATGTACCAGCCGTGCGAGCAGCATGGACTGCCTGTCCGACCGCTGCAAGATCCTGCAGGT
CTTTGATGACTTCATCTTTATCTTTTCCATGGAGATGGTGTCTCAAGATGGTGGCCCTGGGGATTTTT
GGCAAGAAGTGCTACCTCGGGGACACATGGAACCGCCTGGATTTCTTCATCGTCATGGCAGGGATGGTCG
AGTACTCCCTGGACCTTCAGAACATCAACCTGTGAGCCATCCGCACCGTGGCGCTCTGAGGCCCTCAA
AGCCATCAACCGCTGCCAGTATGCGGATCCTGGTGAACCTGTCTCTGGACACACTGCCATGTGGGG
AATGTCCTGTGCTCTGCTTCTTTGTCTTCTTCATCTTTGGCATCATAGGTGTGCAGCTCTGGGCGGGCC
TGCTGCGTAACCGCTGCTTCTGGAGGAGAAGTCAACATACAAGGGATGTGGCCTTCCCCATACTA
CCAGCCGGAGGAGGATGATGAGATGCCCTTCATCTGCTCCCTGTGCGGCGACAATGGGATAATGGGCTGC
CATGAGATCCCCCGCTCAAGGAGCAGGGCCGTGAGTGCCTGTCCAAGGACGAGCTACGACTTTG
GGGCGGGGCGCCAGGACCTCAATGCCAGCGGCCCTCTGTGCAACTGGAACGTTACTACAATGTGTGCCG
CACGGGCAGCGCAACCCCCACAAGGGTCCATCAACTTTGACAACATCGGTTATGCTTGGATTGTCATC
TTCCAGGTGATCACTCTGGAAGGCTGGGTGGAGATCATGTACTACGTGATGGATGCTCACTCCTTCTACA
ACTTCATCTACTTCATCTGCTTATCATAGTGGGCTCCTTCTTCATGATCAACCTGTGCCTGTTGTCAT
AGCGACCCAGTTCTCGGAGACCAAGCAACGGGAGCACCAGGCTGATGCTGGAGCAGCGGCAGCGCTACCTG
TCCTCCAGCACGGTGGCCAGCTACGCCAGCCTGGCGACTGCTACGAGGAGATCTCCAGTATGTCTGCC
ACATCCTGCGCAAGGCCAAGCGCCGCGCCTGGGCTCTACCAGGCCCTGCAGAGCCGGCCAGGCCCT
GGCCCCGAGGCCCGGCCCCGCAAACTGGGCCCCAGCCAAGGAGCCCCGGCACTACCATGGGAAG



[View online >](#)

ACTAAGGGTCAGGGAGATGAAGGGAGACATCTCGGAAGCCGGCATTGCCAGACTTTGCATGGGCCTGCCT
 CCCCTGGAAATGATCACTCGGGAAGAGAGCTGTGCCCGCAACATAGCCCCCTGGATGCGACGCCCCACAC
 CCTGGTGCAGCCCATCCCCGCCACGCTGGCTTCCGATCCCGCCAGCTGCCCTTGTGCCAGCATGAGGAC
 GGCCGGCGGCCCTCGGGCTGGGCAGCACCAGCTCGGGCCAGGAGGGCTCGGGCTCCGGGAGCTCCGCTG
 GTGGCGAGGACGAGGCGGATGGGACGGGGCCCGAGCAGCGAGGACGGAGCCTCCTCAGAACTGGGGAA
 GGAGGAGGAGGAGGAGGAGCAGGCGGATGGGCGGTCTGGCTGTCCGGGATGTGTGGCGGGAGACGGCA
 GCCAAGCTGCCGGCATCGTGGACAGCAAGTACTTCAACCGGGGCATCATGATGGCCATCCTGGTCAACA
 CCGTCAGCATGGGCATCGAGACCACGAGCAGCCGGAGGAGTGACCAACATCCTGGAGATCTGCAATGT
 GGTCTTACCAGCATGTTTGCCTGGAGATGATCCTGAAGCTGGCTGCATTTGGGCTCTTCGACTACCTG
 CGTAACCCTACAACATCTTCGACAGCATATTGTATCATCAGCATCTGGGAGATTGTGGGGCAGGCGG
 ACGGTGGGCTGTCCGTGCTGCGGACCTTCCGGCTGCTGCGCGTGTGAACTGGTGCCTTCATGCCTGC
 CCTGCGGCCAGCTCGTGGTGTCTATGAAGACCATGGACAACGTGGCCACCTTCTGCATGCTGCTCATG
 CTCTTTCATCTTTCAGCATCCTTGGGATGCATATTTTGGTGCAAGTTCAGCCTCCGCACGGACA
 CTGGAGACACGGTGCCCGACAGGAAGAACTTCGACTCCCTGCTGTGGCCATCGTCACTGTGTTCCAGAT
 CCTCACCAGGAGACTGGAACGTGTTCTTACAATGGCATGGCCTCCACTTCTCCTGGGCTCCCTC
 TACTTTGTGCCCCATGACCTTCGGCAACTATGTGCTTCAACCTGCTGGTGGCCATCCTGGTGGAGG
 GCTTCCAGGGGAGGGTACGCCAATCGTCTACTCGGACGAGGACCAGAGCTCATCCAACATAGAAGA
 GTTTGATAAGCTCCAGGAAGGCCTGGACAGCAGCGGAGATCCCAAGCTCTGCCAATCCCATGACCCCC
 AATGGGCACCTGGACCCAGTCTCCCACTGGGTGGGCACCTAGGTCTGCTGGGGCTGCGGGACCTGCC
 CCCGACTCTCACTGCAGCCGGACCCATGCTGGTGGCCCTGGGCTCCCGAAAGAGCAGTGTATGTCTCT
 AGGGAGGATGAGCTATGACCAGCGCTCCCTGTCCAGCTCCCGAGCTCCTACTACGGGCCATGGGGCCG
 AGCGCGCCTGGCCAGCCGTGCTCCAGCTGGAACAGCCTCAAGCACAAGCCCGCTCGCGGAGCATG
 AGTCCCTGCTCTGCGGAGCGGGCGGGCCCGGGTCTGCGAGGTTCCCGCGGACGAGGGCCCGC
 GCGGGCCGACCCCTGCACACCCACACGCCACCCACATTTCATCACGGGGCCCATCTGGCGACCCGAC
 CGCCACCACCGCGGACGCTGTCCCTCGACAACAGGGACTCGGTGGACCTGGCCGAGCTGGTCCCGCGG
 TGGGCGCCACCCCGGGCCGCTGGAGGGCGGCAGGCCCGGCCCGGGCATGAGGACTGCAATGGCAG
 GATGCCAGCATCGCAAAGACGTCTTACCAAGATGGGCGACCGGGGATCGCGGGGAGGATGAGGAG
 GAAATCGACTACACCCTGTGCTTCCGCTCCGCAAGATGATCGACGTCTATAAGCCCGACTGGTGCAGG
 TCCGGAAGACTGGTCTGTCTACCTTCTCTCCGAGAAGAGGTTCCGGGTCTGTGTCAGACCATTAT
 TGCCACAAACTTTCGACTACGTGCTCCTGGCCTTTCATTTTCAACTGCATACCATCGCCCTGGAG
 CGGCCTCAGATCGAGGCCGAGCACCAGCAGCATTTTCTCACCGTGTCCAACATACATCTTACGGCCA
 TCTTCGTGGGCGAGATGACATTGAAGGTAGTCTCGCTGGGCTGTACTTGGCGAGCAGGCGTACCTACG
 CAGCAGCTGGAACGTGCTGGATGGCTTTCTGTCTTCTGTGTCATCGACATCGTGGTGTCCCTGGCC
 TCAGCCGGGGGAGCAAGATCTTGGGGTCTCCGAGTCTTGGGCTCTGCGCACCCCTACGCCCCCTGC
 GTGTCATCAGCCGGGCGCCGGCCCTGAAGCTGGTGGTGGAGACTCATCTCCTCCCTCAAGCCATCGG
 CAACATCGTGTCTGTGCTGCTTCTTTCATCATCTTGGCATCCTGGGAGTGCAGCTCTTCAAGGGC
 AAGTTCACCACTGTCTGGGCGTGGACACCCGCAACATCACCACCGCTCGGACTGCATGGCCGCAACT
 ACCGCTGGGTCCATCACAAATACAACCTTCGACAACCTGGGCCAGGCTCTGATGTCCCTCTTGTCTG
 ATCCAAGGATGGTTGGTGAACATCATGTACAATGGACTGGATGCTGTTGCTGTGGACCAGCAGCCTGTG
 ACCAACCACAACCCTGGATGCTGCTGTACTTTCATCTCCTTCTGCTCATCGTCACTTCTTGTGCTCA
 ACATGTTTGTGGGTGTCGTGGTGGAGAACTTCCACAAGTGCCGGCAGCACCAGGAGGCTGAAGAGGCAG
 GCGGCGTGAAGAGAAGCGGCTGCGGCGCCTGGAGAAGAAGCGCCGGAAGGCCAGCGGCTGCCCTACTAT
 GCCACCTATTGTACACCCGGCTGCTCATCCACTCCATGTGCACCAGCCACTACCTGGACATCTTTCATCA
 CCTTCATCATCTGCCTCAACGTGGTCCCATGTCCCTGGAGCACTACAATCAGCCACGTCCTGGAGAC
 AGCCCTCAAGTACTGCAACTATATGTTACCAGTGTCTTGTGCTGGAGGCTGTGCTGAAGCTGGTGGCA
 TTTGGTCTGAGGCGCTTCTTCAAGGACCGATGGAACAGCTGGACCTGGCCATTGTGCTACTGTCAGTCA
 TGGGCATCACCTGGAGGAGATCGAGATCAATGCGGCCCTGCCATCAATCCCACCATCATCCGCATCAT
 GAGGGTTCTGCGCATTGCCCGAGTGTGAAGCTGTTGAAGATGGCCACAGGAATGCGGGCCCTGCTGGAC
 ACGGTGGTGAAGCTTTCGCCAGGTGGCAACCTGGGCCTCCTTTCATGCTGCTTCTTTCATCTATG
 CTGCTCTCGGGTGGAGCTCTTTGGGAAGCTGGTCTGCAACGACGAGAACCCTGCGAGGGCATGAGCCG
 GCATGCCACCTTCGAGAACTTCGGCATGGCCTTCTCACACTTTCAGGTCTCCACGGGTGACAACCTGG
 AACGGGATCATGAAGGACACGCTGCGGGACTGCACCCACGACGAGCGCAGCTGCCTGAGCAGCCTGCAGT

TTGTGTCGCCGCTGACTTCGTGAGCTTCGTGCTCACCGCGCAGTTCGTGCTCATCAACGTGGTGGTGGC
TGTGCTCATGAAGCACCTGGACGACAGCAACAAGGAGGCGCAGGAGGACGCCGAGATGGATGCCGAGCTC
GAGCTGGAGATGGCCATGGCCTGGGCCCTGGCCCGAGGCTGCCTACCGGCTCCCCGGGCGCCCCTGGCC
GAGGGCCGGGAGGGGCGGGCGGGGGGCGACACCGAGGGCGGCTTGTGCCGGCGCTGCTACTCGCTGC
CCAGGAGAACCTGTGGCTGGACAGCGTCTCTTAAATCATCAAGGACTCCTGGAGGGGAGCTGACCATC
ATCGACAACCTGTGGGCTCCATCTTCCACCACTACTCCTGCCTGCCGGCTGCAAGAAGTGTACCACG
ACAAGCAAGAGGTGCAGCTGGCTGAGACGGAGGCCTTCTCCCTGAACTCAGACAGGTCTCGTCCATCCT
GCTGGGTGACGACCTGAGTCTCGAGGACCCACAGCCTGCCACCTGGCCGCAAAGACAGCAAGGTTGAG
CTGGACCCACCTGAGCCATGCGTGTGGGAGACCTGGGGCAATGCTTCTTCCCCTGTCTCCTACGGCCG
TCTCGCCGGATCCAGAGAACTTCTGTGTGAGATGGAGGAGATCCATTCAACCTGTCCGGTCTGGCT
GAAACATGACAGCAGTCAAGCACCCCAAGTCCCTTCTCCCCGGATGCCTCCAGCCCTCTCCTGCCATG
CCAGCCGAGTTCTTCCACCCTGCAGTGTCTGCCAGCCAGAAAGGCCAGAAAAGGGCACTGGCACTGGAA
CCCTCCCCAAGATTGCGCTGCAGGGCTCCTGGGCATCTCTGCGGTACCAAGGTTCAACTGTACCCTCT
CCGGCAGGCCACCGGGAGCGACACGTGCTGGACGCCAGCCCAGCAGCTCCGGGGCAGCCTGCAGACC
ACGCTCGAGGACAGCCTGACCCTGAGCGACAGCCCCGGCGTGCCTGGGGCCGCCCGCGCTGCTCCAG
GACCCCGGGCCGGCTGTCCCCCGCCGCTCGCCCGCCGCTGAGCCTGCGGGCCGGGGCCTTTACGCCCT
GCGGGGGCTGCGGGCGCATCAGCGCAGCCACAGCAGCGGGGGCTCCACCAGCCCGGGCTGCACCCACCAC
GACTCCATGGACCCTCGGACGAGGAGGGCCGCGGTGGCGCGGGCGGGGGCGCGGGCAGCGAGCACT
CGGAGACCCTCAGCAGCCTCTCGCTCACCTCCCTTCTGCCCCCGCCCCCGCCAGCCCCCGGCT
CACGCCCGCCAGGAAGTTCAGCAGCACCAGCAGCCTGGCCGCCCCCGCCGCCCCACGCCCGCCCTG
GCCACGGCTGGCCCGAGCCCTCGTGGGCCGCGGACCGCAGCAAGGACCCCCCGGCCGGGCACCGC
TGCCCATGGGCTGGGCCCTTGGCGCCCCCGCCGAACCGCTCCCCGGAGAGCTGGAGCCGGGAGACGC
CGCCAGCAAGAGGAAGAGA

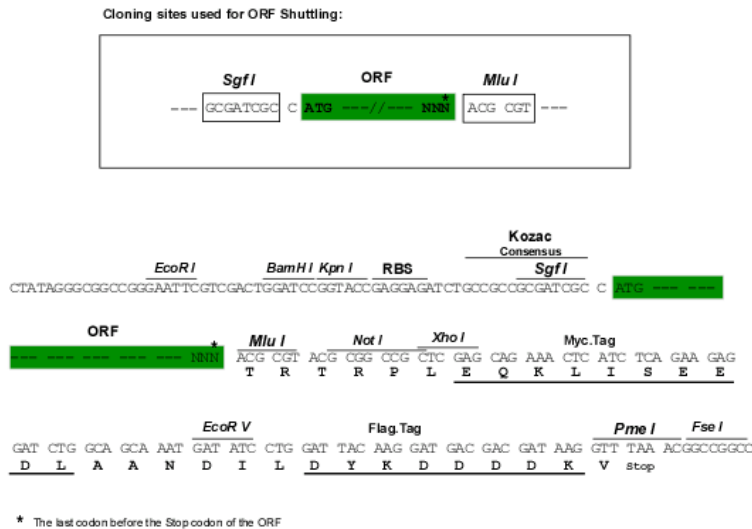
ACGCGTACGCGGGCGCTCGAGCAGAACTCATCTCAGAAGAGGATCTGGCAGCAAATGATATCCTGGATT
ACAAGGATGACGACGATAAGGTTAA

Protein Sequence: >RC219179 representing NM_021096
 Red=Cloning site Green=Tags(s)

MAESASPPSSSAAPAAEPGVTTTEQPGPRSPSSPPGLEEPLDGADPHVPHPDLAPIAFFCLRQTTSRPN
 WCIMKVCNPWFECVSMLVILLNCVTLGMYQPCDDMDCLSDRCKILQVFDDFIFIFFAMEMVLKMMVALGIF
 GKCCYLGDWNRDLDFIIVMAGMVEYSLDLQININLSAIRTVRVLRPLKAINRVPSMRILVNLLDTPMLG
 NVLLLCFFVFFIFGIIGVQLWAGLLRNRCFLEENFTIQGDVALPPYYQPEEDDEMPFICSLSGDNGIMGC
 HEIPPLKEQGRECCLSKDDVYDFGAGRQDLNASGLCVNWNRYYNVCRTGASANPHKGAINFDNIGYAWIVI
 FQVITLEGWVEIMYYVMDAHSFYNYFYFILLIIVGSFFMINLCLVVIATQFSETKQREHRLMLEQRQRYL
 SSSTVASYAEPGDCYEEIFQYVCHILRKAKRRALGLYQALQSRQALGPEAPAPAKPGPHAKEPRHYHGK
 TKGGQDEGRHLGSRHCQTLHGPA SPGNDHSGRELCPQHSPLDAPHTLVQPIPATLASDPASCPCQCHED
 GRRPSGLGSTDSGQEGSGSGSSAGGEDEADGDGARSSSEDGASSELGKEEEEEEQADGAVWLCGDVWRETR
 AKLRGIVDSKYFNRGIMMAILVNTVSMGIEHHEQPEELTNILEICNVVFTSMFALEMILKLAAGFLFDYL
 RNPYNI FDSIIIVISIWIVGQADGGLSVLRTRFRLLRVLKLVRFMPALRRQLVLMKTMNDNVATFCMLLM
 LFI FIFISILGMHIFGCKFSLRTDGTVPDRKNFDSLLWAI VTVFQILTQEDWNVLYNGMASTSPWASL
 YFVALMTFGNYVLFNLLVAILVEGFQAEGDANRSYSDDEDQSSSNIIEFDLQEGLDSSGDPKLCPIPMTP
 NGHLDPSLPLGGHLPAGAAGPAPRLSLQDPMLVALGSRKSSVMSLGRMSYDQ RSLSSSRSSYGPWGR
 SAAWASRRSSWNSLKHKPPSAEHESLLSAERGGGARVCEVAADGPPRAAPLHTPHAHHIHGHPLAHRH
 RHHRTL SLDNRSDVLAELVPAVGAHPRAAWRAAGPAGHEDCNGRMP SIAKDVFTKMGDRGDRGEDEE
 EIDYTLCFRVRK MIDVYKPDWCEVREDWSVYLFSPENRFRVLCQTIIAHKLFDYVVLAFIFLNCITIALE
 RPQIEAGSTERIFLTVSNYIFTAIFVGMTLKVVSLSGLYFGEQAYLRSSWNVLDGFLVFVSIIDIVVSLA
 SAGGAKILGVLRLRLLRTRLRPLRVI SRAPGLKLVVETLISLKPIGNIVLICCAFFIIFGILGVQLFKG
 KFYHCLGVDTRNITNRSDCMAANYRWVHHKYNFDNLGQALMSL FVLASKDGWVNI MYNGLDAVAVDQQPV
 TNHNPWMLLYFISFLLIVSFVLMFVGVVENFHKCRQHQAEEARRREEKRLRRELEKRRKAQRLPY
 ATYCHTRLLIHSCTSHYLDIFITFIICLNVTMSLEHYNQPTSLETALKYCNMFTTVFVLEAVLKLVA
 FGLRRFFKDRWNQLDLAIVLLSVMGITLEEIEINAALPINPTIIRIMRVLRIARVLKLLKMATGMRALLD
 TVVQALPQVGNLGLL FMLLFFIYAALGVELFGKLV CNDENPCEGMSRHATFENFGMAFLTLFQVSTGDNW
 NGIMKDLRDCTHDERSSLSLQFVSPLYFVSFVLT AQFVLINVVAVLMKHLDDSNKEAQEDAEMDAEL
 ELEMAHGLGPGPRLPTGSPGAPGRGPGGAGGGDTEGGLCRRCYSPAQENLWLDVSLI IKDSLEGELTI
 IDNLSGSIFHHYSSPAGCKKCHHDKQEVQLAETAFAFSLNSDRSSSILLGDDL SLEDPTACPPGRKDSKGE
 LDPPEPMRVGDLGECFFPLSSTAVSPDPENFLCEMEEIPFNVPVRSWLKHDSSQAPPSPFSPDASSPLLP
 PAEFFHPAVSASQKGEKGTGTGLPKIALQGSWASLRSRPNCTLLRQATGSDTSLDASPSSSAGSLQT
 TLEDSTLSDSPRRALGPPAPAGPRAGLSPAARRRLSLRGRGLFSLRGLRAHQRS HSSGGSTSPGCTHH
 DSMDPSDEEGRGGAGGGGAGSEHSETLSSLSTSLFCPPPPPPAPGLTPARKFSSTSSLAAPGRPHAAAL
 AHGLARSPSWAADRSKDPGRAPLPMGLGPLAPPQPLPGELEPGDAASKRKR

TRTRPLEQKLISEEDLAANDILDYKDDDDKV

Restriction Sites: SgfI-MluI

Cloning Scheme:

ACCN:

NM_021096

ORF Size:

6669 bp

OTI Disclaimer:

Due to the inherent nature of this plasmid, standard methods to replicate additional amounts of DNA in E. coli are highly likely to result in mutations and/or rearrangements. Therefore, OriGene does not guarantee the capability to replicate this plasmid DNA. Additional amounts of DNA can be purchased from OriGene with batch-specific, full-sequence verification at a reduced cost. Please contact our customer care team at custsupport@origene.com or by calling 301.340.3188 option 3 for pricing and delivery.

The molecular sequence of this clone aligns with the gene accession number as a point of reference only. However, individual transcript sequences of the same gene can differ through naturally occurring variations (e.g. polymorphisms), each with its own valid existence. This clone is substantially in agreement with the reference, but a complete review of all prevailing variants is recommended prior to use. [More info](#)

OTI Annotation:

This clone was engineered to express the complete ORF with an expression tag. Expression varies depending on the nature of the gene.

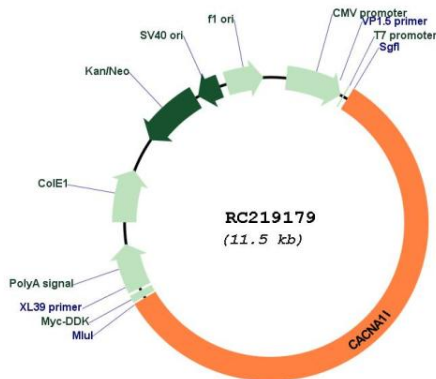
Components:

The ORF clone is ion-exchange column purified and shipped in a 2D barcoded Matrix tube containing 10ug of transfection-ready, dried plasmid DNA (reconstitute with 100 ul of water).


Reconstitution Method:

1. Centrifuge at 5,000xg for 5min.
2. Carefully open the tube and add 100ul of sterile water to dissolve the DNA.
3. Close the tube and incubate for 10 minutes at room temperature.
4. Briefly vortex the tube and then do a quick spin (less than 5000xg) to concentrate the liquid at the bottom.
5. Store the suspended plasmid at -20°C. The DNA is stable for at least one year from date of shipping when stored at -20°C.

RefSeq:	<u>NM_021096.4</u>
RefSeq Size:	10007 bp
RefSeq ORF:	6672 bp
Locus ID:	8911
UniProt ID:	<u>Q9P0X4</u>
Cytogenetics:	22q13.1
Protein Families:	Druggable Genome, Ion Channels: Calcium, Transmembrane
Protein Pathways:	Calcium signaling pathway, MAPK signaling pathway
MW:	244.9 kDa
Gene Summary:	This gene encodes the pore-forming alpha subunit of a voltage gated calcium channel. The encoded protein is a member of a subfamily of calcium channels referred to as is a low voltage-activated, T-type, calcium channel. The channel encoded by this protein is characterized by a slower activation and inactivation compared to other T-type calcium channels. This protein may be involved in calcium signaling in neurons. Alternate splicing results in multiple transcript variants. [provided by RefSeq, Oct 2011]

Product images:


Circular map for RC219179



Western blot validation of overexpression lysate (Cat# [LY412086]) using anti-DDK antibody (Cat# [TA50011-100]). Left: Cell lysates from untransfected HEK293T cells; Right: Cell lysates from HEK293T cells transfected with RC219179 using transfection reagent MegaTran 2.0 (Cat# [TT210002]).