OriGene Technologies, Inc.
9620 Medical Center Drive, Ste 200
Rockville, MD 20850, US
Phone: +1-888-267-4436
https://www.origene.com
techsupport@origene.com
EU: info-de@origene.com
CN: techsupport@origene.cn

Product datasheet for RC218773

TRIM73 (NM_198924) Human Tagged ORF Clone

Product data:

Product Type:	Expression Plasmids
Product Name:	TRIM73 (NM_198924) Human Tagged ORF Clone
Tag:	Myc-DDK
Symbol:	TRIM73
Synonyms:	TRIM50B
Mammalian Cell Selection:	Neomycin
Vector:	pCMV6-Entry (PS100001)
E. coli Selection:	Kanamycin (25 ug/mL)

ORF Nucleotide Sequence:

```
>RC218773 representing NM_198924
Red=Cloning site Blue=ORF Green=Tags(s)

TTTTGTAATACGACTCACTATAGGGCGGCCGGGAATTCGTCGACTGGATCCGGTACCGAGGAGATCTGCC
GCCGCGATCGCC

ATGGCTTGGCAGGTGAGCCTGCTGGAGCTGGAGGACCGGCTTCAGTGTCCCATCTGCCTGGAGGTCTTCA
AGGAGTCCCTAATGCTACAGTGCGGCCACTCCTACTGCAAGGGCTGCCTGGTTTCCCTGTCCTACCACCT
GGACACCAAGGTGCGCTGCCCCATGTGCTGGCAGGTGGTGGACGGCAGCAGCTCCTTGCCCAACGTCTCC
CTGGCCTGGGTGATCGAAGCCCTGAGGCTCCCTGGGGACCCAGAGCCCAAGGTCTGCGTGCACCACCGGA
ACCCGCTCAGCCTTTTCTGCGAGAAGGACCAGGAGCTCATCTGTGGCCTCTGCGGTCTGCTGGGCTCCCA
CCAACACCACCCGGTCACGCCCGTCTCCACCGTCTGCAGCCGCATGAAGGAGGAGCTCGCAGCCCTCTTC
TCTGAGCTGAAGCAGGAGCAGAAGAAGGTGGATGAGCTCATCGCCAAACTGGTGAAAAACCGGACCCGAA
TCGTCAATGAGTCGGATGTCTTCAGCTGGGTGATCCGCCGCGAGTTCCAGGAGCTGCGCCACCCGGTGGA
CGAGGAGAAGGCCCGCTGCCTGGAGGGGATAGGGGGTCACACCCGTGGCCTGGTGGCCTCCCTGGACATG
CAGCTGGAGCAGGCCCAGGGAACCCGGGAGCGGCTGGCCCAAGCCGAGTGTGTGCTGGAACAGTTCGGCA
ATGAGGACCACCATGAGTTCATCTGGAAGTTCCACTCCATGGCCTCCAGG

ACGCGTACGCGGCCGCTCGAGCAGAAACTCATCTCAGAAGAGGATCTGGCAGCAAATGATATCCTGGATT
ACAAGGATGACGACGATAAGGTTTAA
```

This product is to be used for laboratory only. Not for diagnostic or therapeutic use.
©2024 OriGene Technologies, Inc., 9620 Medical Center Drive, Ste 200, Rockville, MD 20850, US

View online »

Protein Sequence:

```
>RC218773 representing NM_198924
Red=Cloning site Green=Tags(s)

MAWQVSLLELEDRLQCPICLEVFKESLMLQCGHSYCKGCLVSLSYHLDTKVRCPMCWQVVDGSSSLPNVS
LAWVIEALRLPGDPEPKVCVHHRNPLSLFCEKDQELICGLCGLLGSHQHHPVTPVSTVCSRMKEELAALF
SELKQEQKKVDELIAKLVKNRTRIVNESDVFSWVIRREFQELRHPVDEEKARCLEGIGGHTRGLVASLDM
QLEQAQGTRERLAQAECVLEQFGNEDHHEFIWKFHSMASR

TRTRPLEQKLISEEDLAANDILDYKDDDDKV
```

Chromatograms: https://cdn.origene.com/chromatograms/ja1516_h07.zip

Restriction Sites: SgfI-MluI

Cloning Scheme:

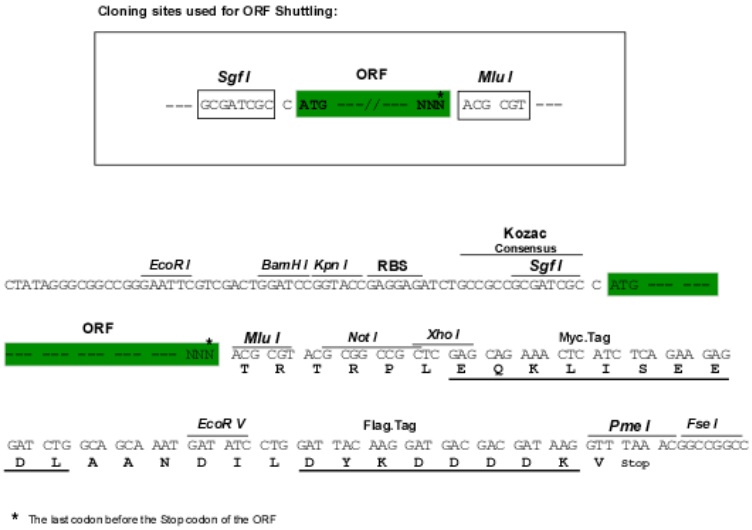

ACCN: NM_198924

ORF Size: 750 bp

OTI Disclaimer: The molecular sequence of this clone aligns with the gene accession number as a point of reference only. However, individual transcript sequences of the same gene can differ through naturally occurring variations (e.g. polymorphisms), each with its own valid existence. This clone is substantially in agreement with the reference, but a complete review of all prevailing variants is recommended prior to use. More info

OTI Annotation: This clone was engineered to express the complete ORF with an expression tag. Expression varies depending on the nature of the gene.

Components: The ORF clone is ion-exchange column purified and shipped in a 2D barcoded Matrix tube containing 10ug of transfection-ready, dried plasmid DNA (reconstitute with 100 ul of water).

This product is to be used for laboratory only. Not for diagnostic or therapeutic use.
©2024 OriGene Technologies, Inc., 9620 Medical Center Drive, Ste 200, Rockville, MD 20850, US

Reconstitution Method:	1. Centrifuge at 5,000xg for 5min. 2. Carefully open the tube and add 100ul of sterile water to dissolve the DNA. 3. Close the tube and incubate for 10 minutes at room temperature. 4. Briefly vortex the tube and then do a quick spin (less than 5000xg) to concentrate the liquid at the bottom. 5. Store the suspended plasmid at -20°C. The DNA is stable for at least one year from date of shipping when stored at -20°C.
Note:	Plasmids are not sterile. For experiments where strict sterility is required, filtration with 0.22um filter is required.
RefSeq:	NM_198924.2, NP_944606.2
RefSeq Size:	1351 bp
RefSeq ORF:	753 bp
Locus ID:	375593
UniProt ID:	Q86UV7
Cytogenetics:	7q11.23
MW:	28.3 kDa

Product images:

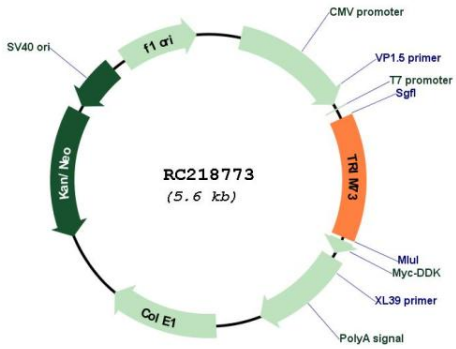

Circular map for RC218773

This product is to be used for laboratory only. Not for diagnostic or therapeutic use.
©2024 OriGene Technologies, Inc., 9620 Medical Center Drive, Ste 200, Rockville, MD 20850, US

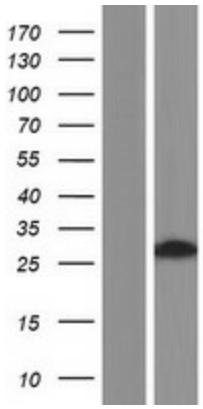

Western blot validation of overexpression lysate (Cat# [LY404647]) using anti-DDK antibody (Cat# [TA50011-100]). Left: Cell lysates from un-transfected HEK293T cells; Right: Cell lysates from HEK293T cells transfected with RC218773 using transfection reagent MegaTran 2.0 (Cat# [TT210002]).

This product is to be used for laboratory only. Not for diagnostic or therapeutic use.
©2024 OriGene Technologies, Inc., 9620 Medical Center Drive, Ste 200, Rockville, MD 20850, US