

Product datasheet for **RC218726**

FOXN1 (NM_003593) Human Tagged ORF Clone

Product data:

Product Type:	Expression Plasmids
Product Name:	FOXN1 (NM_003593) Human Tagged ORF Clone
Tag:	Myc-DDK
Symbol:	FOXN1
Synonyms:	FKHL20; RONU; TIDAND; TLIND; WHN
Mammalian Cell Selection:	Neomycin
Vector:	pCMV6-Entry (PS100001)
E. coli Selection:	Kanamycin (25 ug/mL)



[View online »](#)

ORF Nucleotide
Sequence:

>RC218726 representing NM_003593
Red=Cloning site Blue=ORF Green=Tags(s)

TTTTGTAATACGACTCACTATAGGGCGGCCGGAATTCGTCGACTGGATCCGGTACCGAGGAGATCTGCC
GCCGCGATCGCC

ATGGTGTGCTACCCCGCCGAGTCTGACGTACGCTGCCGGGCCCCACCAGACTGGAGGGCGAGCGCC
AAGGGGACCTCATGCAGGCACCGGGCTCCAGGCTCCCCTGCCCCACAGAGTAAGCATGCCGGCTTCAG
CTGCTCGTCATTTGTGTCCGACGGCCCTCCAGAGAGGACACCCTCACTGCCCCACACAGCCCCCGATT
GCGTCACCAGGGCCGAGCAAGTCCAGGGCCACTGCCAGCCGGCCCCGGCCCTGGGCCCTTCAGGCTCT
CACCTCAGACAAGTATCCTGGCTTTGGCTTTGAGGAGGCCGAGCAAGCAGCCCTGGGCGATTCTCAA
GGCAGCCACGCGCCCTCCACCCGTACAAGCGGCCTTCCATGAGGACGTCTCCAGAGGCCGAGACC
ACCCTGGCCCTCAAAGGACTCCTTTAAGACCCAGGGCCGCTGGAGGCCTTCGAGGAGATCCCAGTGG
ACGTGGCGGAGGGCCGAGGCTTCTGCCTGGCTTCTCAGCAGAGGCTGGTGTAAACGGGCTCCCCTACCC
CAGCCAGGAGCATGGCCCCAAGTCTGGGTTCCAGAGTCAAAGTCAAGCCCCAGTTCTGGAGAGTGGT
GCTGGGATGTTCTGCTACCAGCCTCCCTTGACGATATGTACTGCTCCTCCAGCCCCCTTCCACCACT
ACTCGCCAGGTGGTGGCAGCTACCCCATACCTACCTGGGCTCCTCACACTATCAGTACCAGCGAATGGC
ACCCAGGCCAGCACCGATGGGCACCAGCCTCTTCCAAAACCCATCTATTCTACAGCATCCTCATC
TTCATGGCCCTTAAGAACAGTAAAAGTGGGAGCCTTCCCGTCAGCGAGATCTACAATTTTATGACGGAGC
ACTTTCTTACTTCAAGACAGCACCCGATGGCTGGAAGAATTCTGTCCGGCACAACCTATCCCTCAACAA
GTGCTTCGAGAAGGTGGAGAACAATCAGGAAGTTCCTCCCGAAGGGCTGCCTGTGGGCCCTCAATCCG
GCCAAGATCGACAAGATGCAAGAGGAGCTGCAAAAATGGAAGAGGAAAGATCCCATTGCTGTGCGCAAAA
GCATGGCCAAGCCAGAAGAGCTGGACAGCCTCATTGGAGACAAGAGAGAAAAGCTGGGCTCCCCTCCT
GGGCTGTCCGCCCTGGGCTGTCCGGCTCAGGCCCATCCGGCCCTGGCACCCCAAGTGGCCCTCTCC
CCACCACTGCACTCACTCCACCCAGCTCCAGGCCCATCCTGGCAAGAACCCCTGCAGGACCTACTTA
TGGGGCACACACCCTCCTGCTATGGGCAGACATACTTGCACCTCTCACCAGGCCTGGCCCCCTCTGGACC
CCCGCAGCATTGTTCCACAGCCGGACGGGCACCTTGAGCTGCGGGCCAGCCAGGCACCCCCAGGAC
TCGCTCTGCCTGCCACACCCACCCAGCCACAGTGCCAAGCTACTGGCCGAGCCTTCCCAGCCAGGA
CTATGCACGACACCCTGCTGCCAGATGGAGACCTTGGCACTGACCTGGATGCCATCAATCCCTCACTCAC
TGACTTCGACTTCAGGGAAACCTGTGGGAACAGTTGAAGGATGATAGCTTGGCCCTCGACCCCTGGTA
CTGGTGACCTCATCCCCGACATCATCTTGATGCCACCACCCAGCCACCACCTCACTGCTTCCCCCTG
GGCCCTGTCTGACAGAGACAGGCAGTGGGGCAGGTGACTTGGCAGCCCCGGGCAGTGGTGGCTCCGGGGC
ACTGGGTGACCTGCACCTCACCACCTCTACTCTGCCTTATGGAGCTGGAGCCACGCCCCACGGCC
CCTGCAGGCCCTCTGTGTACCTCAGCCCCAGCTCCAAGCCCGTGGCCCTGGCA

ACGCGTACGCGGCCGCTCGAGCAGAACTCATCTCAGAAGAGGATCTGGCAGCAATGATATCCTGGATT
ACAAGGATGACGACGATAAGGTTTAA

Protein Sequence: >RC218726 representing NM_003593
Red=Cloning site Green=Tags(s)

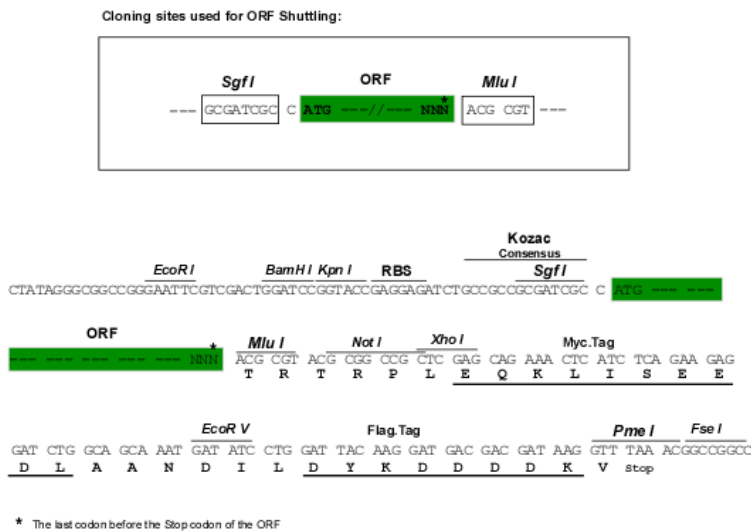
```
MVSLPPPQSDVTLPGPTRLEGERQGDLMQAPGLPGSPAPQSKHAGFSCSSFVSDGPPPERTPSLPPHSPI
ASPGPEQVQGHCPAGPGPGPFRLSPSDKYPGFGFEEAAAASSPGRFLKGSHPFFHPYKRPFHEDVFPEAET
TLALKGHGSKTPGLEAFEEIPVDVAEAEAFPLPGFSAEAWCNGLPYPSQEHGPQVLGSEVKVKPPVLESG
AGMFQYQPPPLQHMVYSSQPPFFHQYSPGGGSIPIPYLGSSHYQYQRMAPQASTDGHQPLFPKPIYSYILI
FMALKNSKTGSLPVSEIYNFMTEHFYFKTAPDGWKNVSRHNLNLKCFEKENKSGSSSRKGLWALNP
AKIDKMQEELQKWKRKDP IAVRKSMAKPEELDSLIGDKREKLGSPLLGCPPPGLSGSGPIRPLAPPAGLS
PPLHSLHPAPGPIPKNPLQDLLMGHTPSCYQTYLHLSPLGAPPGPPQPLFPQPDGHLELRAQGPQPQD
SPLPAHTPPSHAKLLAEPSPARTMHDLLPDGDLGTDLDAINPSLTDQDFQGNLWEQLKDDSLALDPLV
LVTSSPTSSMPPPQPPPHCFPPGPCLTETGSGAGDLAAPGSGGSGALGDLHLLTLYSAFMELEPTPTA
PAGPSVYLSPPSKPVALA
```

TRTRPLEQKLISEEDLAANDILDYKDDDDKV

Chromatograms: https://cdn.origene.com/chromatograms/mg4796_d05.zip

Restriction Sites: SgfI-MluI

Cloning Scheme:



ACCN: NM_003593

ORF Size: 1944 bp

OTI Disclaimer: The molecular sequence of this clone aligns with the gene accession number as a point of reference only. However, individual transcript sequences of the same gene can differ through naturally occurring variations (e.g. polymorphisms), each with its own valid existence. This clone is substantially in agreement with the reference, but a complete review of all prevailing variants is recommended prior to use. [More info](#)

OTI Annotation: This clone was engineered to express the complete ORF with an expression tag. Expression varies depending on the nature of the gene.

Components: The ORF clone is ion-exchange column purified and shipped in a 2D barcoded Matrix tube containing 10ug of transfection-ready, dried plasmid DNA (reconstitute with 100 ul of water).

Reconstitution Method:

1. Centrifuge at 5,000xg for 5min.
2. Carefully open the tube and add 100ul of sterile water to dissolve the DNA.
3. Close the tube and incubate for 10 minutes at room temperature.
4. Briefly vortex the tube and then do a quick spin (less than 5000xg) to concentrate the liquid at the bottom.
5. Store the suspended plasmid at -20°C. The DNA is stable for at least one year from date of shipping when stored at -20°C.

RefSeq: [NM_003593.3](#)

RefSeq Size: 2697 bp

RefSeq ORF: 1947 bp

Locus ID: 8456

UniProt ID: [O15353](#)

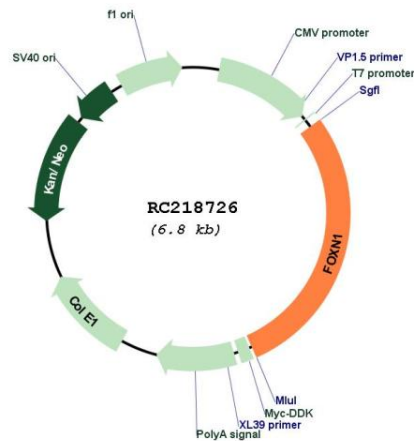
Cytogenetics: 17q11.2

Protein Families: Druggable Genome, Transcription Factors


MW: 68.7 kDa

Gene Summary: Mutations in the winged-helix transcription factor gene at the nude locus in mice and rats produce the pleiotropic phenotype of hairlessness and athymia, resulting in a severely compromised immune system. This gene is orthologous to the mouse and rat genes and encodes a similar DNA-binding transcription factor that is thought to regulate keratin gene expression. A mutation in this gene has been correlated with T-cell immunodeficiency, the skin disorder congenital alopecia, and nail dystrophy. Alternative splicing in the 5' UTR of this gene has been observed. [provided by RefSeq, Jul 2008]

Product images:



Circular map for RC218726



Western blot validation of overexpression lysate (Cat# [LY418562]) using anti-DDK antibody (Cat# [TA50011-100]). Left: Cell lysates from untransfected HEK293T cells; Right: Cell lysates from HEK293T cells transfected with RC218726 using transfection reagent MegaTran 2.0 (Cat# [TT210002]).