

Product datasheet for RC218499

Fibrillin 1 (FBN1) (NM_000138) Human Tagged ORF Clone

Product data:

Product Type:	Expression Plasmids
Product Name:	Fibrillin 1 (FBN1) (NM_000138) Human Tagged ORF Clone
Tag:	Myc-DDK
Symbol:	Fibrillin 1
Synonyms:	ACMICD; ECTOL1; FBN; GPHYS2; MASS; MFLS; MFS1; OCTD; SGS; SSKS; WMS; WMS2
Mammalian Cell Selection:	Neomycin
Vector:	pCMV6-Entry (PS100001)
E. coli Selection:	Kanamycin (25 ug/mL)
ORF Nucleotide Sequence:	>RC218499 representing NM_000138 Red=Cloning site Blue=ORF Green=Tags(s)

TTTTGTAATACGACTCACTATAGGGCGGCCGGAATTCGTCGACTGGATCCGGTACCGAGGAGATCTGCC
GCC**CGATCGCC**

ATGCGTCGAGGGCGTCTGCTGGAGATCGCCCTGGGATTTACCGTGCTTTTAGCGTCCTACACGAGCCATG
GGGCGGACGCCAATTTGGAGGCTGGGAACGTGAAGGAAACCAGAGCCAGTCGGGCCAAGAGAAGAGGCGG
TGGAGGACACGACGCGCTAAAGGACCAATGTCTGTGGATCACGTTATAATGCTTACTGTTGCCCTGGA
TGGAAAACCTTACCTGGCGGAAATCAGTGTATTGTCCCATTTGCCGGCATTCTGTGGGATGGATTTT
GTTTCGAGGCCAAATATGTGCACTTGCCCATCTGGTCAGATAGCTCCTTCTGTGGCTCCAGATCCATACA
ACACTGCAATATTCGCTGTATGAATGGAGGTAGCTGCAGTGACGATCACTGTCTATGCCAGAAAGGATAC
ATAGGGACTCACTGTGGACAACCTGTTTGTGAAAGTGGCTGTCTCAATGGAGGAAGGTGTGTGGCCCAA
ATCGATGTGCATGCACCTACGGATTTACTGGACCCAGTGTGAAAGAGATTACAGGACAGGCCCATGTTT
TACTGTGATCAGCAACCAGATGTGCCAGGGACAACCTCAGCGGGATTGTCTGCACAAAAACGCTCTGCTGT
GCCACAGTCGGCCGAGCCTGGGGCCACCCTGTGAGATGTGTCTGCCAGCCTCACCCCTGCCGCCGTG
GCTTCATCCAAATATCCGCACGGGAGCTTGTCAAGATGTGGATGAATGCCAGGCCATCCCCGGGCTCTG
TCAGGGAGGAAATTGCATTAATACTGTTGGTCTTTTGTGAGTCAAATGCCCTGCTGGACACAACTTAAT
GAAGTGCACAAAAATGTGAAGATATTGATGAATGCAGCACCATTCCTGGAATCTGTGAAGGGGTGAAT
GTACAAACACAGTCAGCAGTTACTTTTGAATGTCCCCCTGGTTTTTACACCTCTCCAGATGGTACCAG
ATGCATAGATGTTTCGCCAGGATACTGTTACACAGCTCTGACAAAACGGGCGTCTCTAACCAGCTGCCA
CAGTCCATAACAAAAATGCAGTGTCTGTGATGCCGGCCGATGTGGTCTCCAGGGTCACTGTGCCCC
CTGAGATGTGTCCCATCAGAGCAACCGAGGATTTCAACAAGCTGTGCTCTGTTCCATGTAATTCCTGG
GAGACCAGAATATCTCCCCACCCTTGGCCCATTCCTCCAGTTCTCCTGTTCTCTGCTTTCTCT
CCTGGACCTCAAATTCGGTCCCTCGACCACAGTGAATATCTGTATCCATCTCGGGAGCCACCAAGGG
TGCTGCCAGTAAACGTTACTGATTACTGCCAGTTGGTCCGCTATCTGTCAAAAATGGACGCTGCATTCC
AACTCCTGGGAGTTGCCGTGTGAGTGAACAAAGGGTCCAGCTGGACCTCCGTGGGAGTGTATTGAT



[View online »](#)

GTTGATGAATGTGAGAAAAACCCCTGTGCTGGTGGTGAAGTGTATTAACAACCAGGGTTCGTACACCTGTC
AGTGCCGAGCTGGATATCAGAGCACACTCACGCGGACAGAATGCCGAGACATTGATGAGTGTTCACAGAA
TGGCCGGATCTGCAATAATGGACGCTGCATCAACACAGATGGCAGTTTTTCATTGCGTGTGAATGCGGGC
TTTCATGTTACACGAGATGGGAAGAACTGTGAAGATATGGATGAATGCAGCATAAGGAACATGTGCCTTA
ATGGAATGTGTATCAATGAAGATGGCAGTTTTAAATGATTTGCAAACCTGGATTCCAGCTGGCATCAGA
TGGACGTTATTGCAAAGACATTAACGAGTGTGAAACCCCTGGGATCTGCATGAATGGGCGTGTGCTCAAC
ACTGATGGCTCCTACAGATGTGAATGCTTCCCTGGACTGGCTGTGGGTCTGGATGGCCGTGTGTTG
ACACACACATGCCGAGCACATGCTATGGTGGATACAAGAGAGGCCAGTGTATCAAACCTTTGTTTGGTGC
TGTCACATAAATCTGAATGCTGTTGCGCCAGCACTGAGTATGCATTTGGGGAACCTTGCCAGCCGTGCTCT
GCACAGAATTCAGCGAATATCAGGCACTCTGCAGCAGTGGGCCAGGAATGACGTGAGCAGGCGAGTGATA
TAAATGAATGTGCACTAGATCCTGATATTTGCCCAAATGGAATCTGTGAAAACCTTCGTGGGACCTATAA
ATGTATATGCAATTCAGGATATGAAGTGGATCAACTGGGAAAACTGCGTTGATATTAATGAATGTGTA
CTGAACAGTCTCCTTTGTGACAATGGACAATGTAGAAATACTCCTGGAAGTTTGTCTGTACCTGCCCA
AGGGATTTATCTACAAACCTGATCTAAAAACATGTGAAGACATTGATGAATGCGAATCAAGTCTTGCAT
TAATGGAGTCTGCAAGAACAGCCAGGCTCTTTATTTGTGAATGTTCTTCTGAAAGTACTTTGGATCCA
ACAAAAACCATCTGCATAGAAACCATCAAGGGCACTTGCTGGCAGACTGTCATTGATGGGCGATGTGAGA
TCAACATCAATGGAGCCACCTTAAAGTCCCAGTGTGCTCCTCCCTCGGTGCTGCGTGGGGAAGCCCGTG
CACCCTATGCCAAGTTGATCCCATATGTGGTAAAGGGTACTCAAGAATTAAGGAACACAATGTGAAGAT
ATAGATGAATGTGAAGTGTCCAGGAGTGTGTAATAAATGGCCTGTGTGTTAACTAGGGGGTCAATCA
AGTGTGAGTGTCCAGTGGAAATGACTTTGGATGCCACAGGAAGGATCTGTCTTATATCCGCTGGAAAC
CTGCTTCTGAGGTACGAGGACGAGGAGTGCACCCTGCCTATTGCTGGCCGCCACCGCATGGACGCTGC
TGCTGCTCCGTCGGGCGAGCCTGGGTACTGAGGAATGCGAGGAGTGTCCCATGAGAAATACTCCTGAGT
ACGAGGAGCTGTGTCGAGAGGACCCGGATTTGCCACAAAAGAAATACAATGGAAGCCTTTCTTCAAA
AGATATCAATGAGTGAAGATGATACCCAGCCTCTGCACCCACGGCAAGTGCAGAAACACCATTTGGCAGC
TTTAAAGTGCAGGTGTGACAGCGCTTTGCTCTTATTCTGAAGAAAGAACTGCACAGACATTGACGAAT
GCCGCATATCTCCTGACCTCTGTGGCAGAGGCCAGTGTGTGAACACCCCTGGGGACTTTGAATGCAAGT
TGACGAAGGCTATGAAAGTGGATTCATGATGATGAAGAACTGCATGGATATTGATGAGTGTGAGAGAT
CCTCTCCTATGCCGAGGTGGTGTGGCCATAACACAGAGGGAAGTACCCTGTGAATGCCCGCTGGCC
ATCAGCTGTCCCCAACATCTCCGCGTGTATCGACATCAATGAATGTGAGCTGAGTGCACACCTGTGCC
CAATGGCCGTGGCTGAACCTCATAGGGAAGTATCAGTGTGCTGCAACCCTGGTACCATTCAACTCCC
GATAGGCTATTTGTGTTGACATTGATGAATGCAGCATAATGAATGGTGGTTGTGAAACCTTCTGCACAA
ACTCTGAAGGCAGCTATGAATGTAGCTGTGACCCGGGATTTGCACTAATGCCTGACCAGAGATCATGCAC
CGACATCGATGAGTGTGAAGATAATCCCAATATCTGTGATGGTGGTCAAGTGCACAAATATCCCTGGAGAG
TACAGGTGCTTGTGTTATGATGGATTCATGGCATCTGAAGACATGAAGACTTGTGTAGATGTCAATGAGT
GTGACCTGAATCCAAATATCTGCCTAAGTGGGACCTGTGAAAACACGAAAGGCTCATTTATCTGCCACTG
TGATATGGGCTACTCCGGCAAAAAGGAAAACTGGCTGTACAGACATCAATGAATGTGAAATGGAGCA
CACAACGTGGCAACATGCTGTATGTACCAATACAGCAGGAAGCTTCAAATGTAGCTGCAGTCCCGGT
GGATTGGAGATGGCATTAAAGTGCAGTGTGACGAAATGTTCCAATGGAACCCATATGTGCAGCCAGCA
TGCAGACTGCAAGAATACCATGGGATCTTACCCTGTCTGTGCAAGGAAGGATACACAGGTGATGGCTTC
ACTTGTACAGACCTTGTGAGTGTCTGAGAACCCTGAATCTCTGTGGCAATGGCCAGTGCCTCAATGCAC
CAGGAGGATACCCTGTGAATGCGACATGGGCTTCGTGCCAGTGTGACGGGAAAGCCTGTGAAGATAT
TGATGAGTGTCCCTCCGAACATCTGTGCTTTGGAACCTTGCCACAACCTCCCTGGCCTGTTCCGCTGT
GAGTGTGAGATAGGCTACGAACTGGACAGAAGCGCGGGAAGTGCACAGATGTGAATGAATGCCTGGATC
CAACCAGTGCATCAGTGGAACTGTGTCAACACTCCAGGCAGCTATATCTGTGACTGCCACCTGATTT
TGAAGTGAACCAACTCGAGTTGGCTGTGTTGATACCCGCTCTGGAAATGCTATTTGGATATTCGACCT
CGAGGAGACAATGGAGATACAGCCTGCAGCAATGAAATGGAGTGGTGTTCCAAAGCTTCTGCTGCT
GTTCTCTGGGTAAGCCTGGGGTACTCCTTGTGAGATGTGCTGCTGTGAACACATCCGAGTACAAAAT
TCTTTGCTCTGGAGGGGAAGTTTTCCGACCAAATCCTATCACCGTTATATTGGAAGATATTGATGAGTGC
CAGGAGCTACCAGGGCTGTGCCAAGGAGGAAAATGTATCAACACCTTTGGGAGTTTCCAGTGCCTGTG
CAACCGGCTACTACCTGAATGAAGATACACGAGTGTGTGATGATGTGAATGAATGTGAGACTCCTGGAAT
CTGTGGTCCAGGGACATGTTACAACACCGTTGGCAACTACACCTGTATCTGCTCCAGACTACATGCAA
GTGAATGGGGGAAATAATTGCATGGATATGAGAAGAAGTTTGTGTACAGAACTACTATGCTGACAACC

AGACCTGTGATGGAGAATTGTTATTCAACATGACCAAGAAGATGTGCTGCTGTTCTACAACATTGGCCG
 GGCGTGGAAACAAGCCCTGTGAACAGTGTCCCATCCCAAGTACAGATGAGTTTGCTACACTCTGTGGAAGT
 CAAAGGCCAGGCTTTGTCATCGACATTTATACCGGTTTACCCGTTGATATTGATGAGTGCCGGGAGATCC
 CAGGGGTCTGTGAAAAATGGAGTGTGATCAACATGGTTGGCAGCTCCGATGTGAATGTCCAGTGGGATT
 CTTCTATAATGACAAGTTGTTGGTTTGTGAAGATATTGACGAGTGTGAGAACGGCCAGTGTGCCAGCGC
 AACGCCGAATGCATCAACACTGCAGGCAGCTACCGCTGTGACTGTAAGCCCGCTACCGCTTCCACTCCA
 CAGGACAGTGAATGATCGTAATGAATGTCAAGAAATCCCAATATATGCAGTCAATGGCCAGTGCATTGA
 CACAGTTGGAAGCTTTTATTGCCTTTGCCACACTGGTTTTAAAACAAATGATGACCAAACCATGTGCTTG
 GACATAAATGAATGTGAAAGAGATGCCTGTGGGAATGGAAGTGGCCGGAACACAATTGGTTCCTTCAACT
 GCCGCTGCAATCATGGTTTCATCCTTTCTCACAACAATGACTGTATAGATGTTGATGAATGTGCAAGTGG
 AAATGGGAATCTTTCAGAAAATGGCCAATGCATTAATACAGTGGGGTCTTCCAGTGCCAGTGAATGAA
 GGCTATGAGGTGGCTCCAGATGGGAGGACCTGTGTGGATATCAATGAATGTCTTCTAGAACCAGAAAAT
 GTGCACCAGGTACCTGTCAAACTTGGATGGGTCTACAGATGCATTTGCCACCTGGATACAGTCTTCA
 AAATGAGAAGTGTGAAGATATTGATGAGTGTGCGAAGAGCCAGAAAATTTGTGCCCTGGGCATGCAGT
 AACACTGAAGGCAGCTTCAAATGTCTGTGTCCAGAAGGGTTTTCTTGTCTCCAGTGGGAAGGTGCC
 AAGATTTGCGAATGAGCTACTGTTATGCGAAGTTTGAAGGAGGAAAGTGTTCATACCCAAATCCAGAAA
 TCACTCCAAGCAGGAATGCTGCTGTGCCTTGAAGGGAGAAGGCTGGGGAGACCCCTGCGAGCTTGCCCC
 ACGGAACCTGATGAGGCCTTCCGCCAGATATGCTTATGGAAGTGGGATCATCGTGGGACCTGATGATT
 CAGCAGTTGATATGGACGAATGCAAGAACCCGATGTCTGTAACATGGACAGTGCATCAATACAGATGG
 TTCCTATCGCTGCGAGTGTCCCTTTGGTTATATTCTAGCAGGGAATGAATGTGTAGATACTGATGAATGT
 TCTGTTGGCAATCCTTGTGAAAATGGAACCTGCAAGATGTGATTGGAGGTTTTGAATGCACCTGCGAGG
 AGGGATTTGAGCCCGTCCAATGATGACATGTGAAGATAAAATGAATGTGCCAGAAATCCTCTGCTCTG
 TGCCCTCCGATGTGGAACACTTATGGGTGATGAAATGCAAAATGTCCCGTGGGATATGTGCTCAGAGAA
 GACCGTAGGATGTGCAAAGATGAGGATGAGTGTGAAGAGGGAAAACATGACTGTACTGAAAAACAATGG
 AATGCAAGAACCTCATTGGCACATATATGTGCATCTGTGGACCCGGGTATCAGCGGAGACCTGATGGAGA
 AGGCTGTGTAGATGAGAAATGAATGTGACGACGAAGCCAGGGATCTGTGAGAATGGGCGCTGCCTCAACACC
 CGTGGGAGCTACACCTGTGAGTGAATGATGGGTTTACCGCCAGCCCAACCAGGACGAGTGCCTTGACA
 ATCGGGAAGGTTACTGCTTACAGAGGTGCTACAAAACATGTGTGAGATCGGCTCCAGCAACAGGAAACCC
 CGTCACCAATCGGAATGCTGCTGTGACGGAGGGAGAGGCTGGGGTCCCACTGTGAGATCTGCCCTTTC
 CAGGGGACTGTGGCTTTCAGAAAATCTGTCCCATGGCCGAGGATTCATGACCAATGGAGCAGATATCG
 ATGAATGCAAGGTTATTCACGATGTTTCCGAAAATGGGGATGTGTCAATGACAGAGGATCATATCATTG
 CATTTGTAAAACCTGGGTACACTCCAGATATAACTGGGACTTCTGTGTAGATCTGAACGAGTGAACCCAG
 GCTCCCAAAACCTGCAATTTTATCTGCAAAAACAGAAAGGGAGTTACCAAGTGTTCATGCCCGAAAAGGCT
 ACATTCTGCAAGAGGATGGAAGGAGCTGCAAAAGATCTTGATGAGTGTGCAACCAAGCAACACAACCTGCCA
 GTTCTATGTGTTAACACCATTGGCGGCTTACATGCAAAATGTCTCCCGGATTTACCCAACACCATACG
 TCCTGCATTGATAACAATGAATGCACCTCTGACATCAATCTGTGCGGGTCTAAGGGCATTGGCCAGAACA
 CTCCTGGAAGCTTACCTGTGAATGCCAGCGGGGATTCTCACTTGATCAGACCGGCTCCAGCTGTGAAGA
 CGTGGACGAGTGTGAGGGTAACCAACCGTGCAGCATGGCTGCCAGAACATCATTGGGGGCTACAGGTGC
 AGCTGCCCCAGGGCTACCTCCAGCACTACCAGTGGAAACCAGTGTGTTGATGAAAACGAATGCCTCAGCG
 CTCACATCTGCGGAGGAGCCTCCTGTCAACAACCCCTGGGGAGCTACAAGTGCATGTGCCGCGCGCTT
 CCAATGAAACAGTTCAGTGGAGGATGCCAAGACATCAATGAATGTGGCTCTGCGCAGGCCCCCTGCAGC
 TATGGCTGTTCCAATACCGAGGGCGTTACCTGTGTGGCTGTCCACCTGGTTACTTCCGCATAGGCCAAG
 GGCAGTGTGTTTCTGGAATGGGCATGGGCCGAGGAAACCCAGAGCCACCTGTGAGTGGTGAATGGATGA
 CAATTCCTCTCCCAGAGGCTTGTACGAGTGAAGATCAATGGCTACCCCAACGGGGCAGGAAACCGG
 AGAAGCACAAACGAACTGATGCCTCCAATATCGAGGATCAGTCTGAGACAGAAGCCAATGTGAGTCTTG
 CAAGTTGGGATGTTGAGAAGACAGCCATCTTTGCTTTCAATATTTCCACGTGAGTAACAAGGTTTGAAT
 CCTAGAACTCCTCCAGCTTTACAACCTGACGAATCACAACAGATACTTGATCGAATCTGGAATGAA
 GATGGCTTCTTTAAAATCAACAAAAGGAAGGGATCAGCTACCTCCACTTCAAAAAGAAGGCCAGTGG
 CTGGAACCTATTCAATACAAATCAGTAGTACTCCACTTTATAAAAAGAAAAGAACTTAACCAACTAGAAGA
 CAAATATGACAAAAGACTACCTCAGTGGTGAAGTGGGTGATAATCTGAAGATGAAAATCCAGGTTTTGCTT
 CAT

ACGCGTACGCGGCCGCTCGAGCAGAAACTCATCTCAGAAGAGGATCTGGCAGCAAATGATATCCTGGATT
ACAAGGATGACGACGATAAGGTTAA

Protein Sequence:

>RC218499 representing NM_000138
Red=Cloning site Green=Tags(s)

MRRGRLLLEIALGFTVLLASYTSHGADANLEAGNVKETRASRAKRRGGGGHDALKGPNVCGSRYNAYCCPG
WKTLPGGNQCIVIPICRHSCGDGFCSRPNMCTCPSGQIAPSCGSRSIQHCNIRCMNGGSCSDHCLCQKGY
IGTHCGQPVCESGCLNGGRVCVAPNRCACYGFTGPPQECERDYRTGPCFTVVISNQMCQQLSGIVCTKTLLCC
ATVGRAGWHPCEMCPAQPHPCRRGFIPNIRTGACQDVDECAIPGLCQGGNCINTVGSFECKCPAGHKLN
EVSQKCEDIDECESTIPGICEGGECTNTVSSYFCKPPGFYTPDGTRCIDVRPGYCYTALNNGRCSNQLP
QSITKMQCCDAGRCWSPGVTVAPEMCPIRATEDFNKLCVPMVIPGRPEYPPPLGPIPPVLPVPPGFP
PGPQIPVPRPPVEYLPSREPPRVLVNVTDYQQLVRYLCQNGRCIPTPGSCRCECNKGFQDLRGECEID
VDECEKNPCAGGECINNQGSYTCQCRAGYQSTLTRTECRDIDECLQNGRICNNGRCINTDGSFHCVCNAG
FHVTRDGKNCEDMDECSI RNMLNGMCI NEDGSFKCICKPGFQLASDGRYCKDINECETPGICMNGRCVN
TDGSYRCECFPLAVGLDGRVVDTHMRSTCYGGYKRGQCIKPLFGAVTKSECCASTEYAFGEPCQPCP
AQNSAEYQALCSSGPGMTSAGSDINECALDPDICPNGICENLRGTYKICINSGYEVDSTGKNVCVDINECV
LNSLLCDNGQCRNTPGSFVCTCPKGFYKPDLKTCEDECESSPCINGVCKNSPGSFICECSSESTLDP
TKTICIETIKGTQWQTVIDGRCEININGATLKSQCCSSLGAAWGSPTLQVDPICGKGSRIKGTQCED
IDECEVFPVGVCKNGLCVNTRGSFKCQCPSGMTLDATGRICLDIRLETFLRYEDEECTLP IAGRHRMDAC
CCSVGAAWGTEEECEPMRNTPEYEELCPRGPGFATKEITNGKPFKDI NECKMIPSLCTHGKCRNTIGS
FKCRCDSGFALDSEERNCTDIDECRISPDL CGRGQCVNTPGDFECKDEGYE SGMKMMKNCMDIDECQD
PLLCRGGVCHNTEGYSYRCECPPGHQLSPNISACIDINECELSAHLCPNGRCVNLIGKYQACANPGYHSTP
DRLFCVDIDECSIMNGGCETFTNSEGSYECSCQPGFALMPDQRSCTDIDECEDNPNICDGGQCTNIPGE
YRCLCYDGFMA SEDMKTCDVNECDLNPNICLSGTCENTKGSFICHCDMGYSGKKGKTGCTDINECEIGA
HNCGKHAVCTNTAGSFKCSCSPGWI GDGIKCTDLDECSNGTHMCSQHADCKNTMGSYRCLCKEGYTGDF
TCTDLDECS ENLNL CGNGQCLNAPGGYRCECDMGFVPSADGKACEDIDEC SLPNICVFGTCHNLPGLFRC
ECEIGYELDRSGNCTDVNECLDPTTCSGNCVNTPGSYICDCPPDFELNPTRVGCVDTDRSGNCLDIRP
RGDNGDTACSNEIGVGVSKASCCSLGKAWGTPCEMCPAVNTSEYKILCPGGEGFRPNPITVILEIDEC
QELPGLCQGGKCI NTFGSFQCRCP TGYL NEDTRVCDVNECETPGICGPGT CYNTVGN YTCICPPDYMQ
VNGGNMCMRRSLCYRNYADNQTC DGE LLFNMTKMMCCSYNIGRAWNKPC EQCPIPSTDEFATL CGS
QRPGFVIDIYTG LPVDIDECREIPGVCENGVCINMVGSFRCECPVGFYNDKLLVCEDIDECQNGPVCQR
NAECINTAGSYRCDCKPGYRFTSTGQCNDRNECQEIPNICSHGQCIDTVGSFYCLCHTGFKTNDQTMLC
DINECERDAGNGTCRNTIGSFNCRNHGFI LSHNNDCIDVDECASGNGNL CRNGQCINTVGSFQCQNE
GYEVAPDGRTCVDINECLLEPRKCAPGTQNL DGSYR CIPPGYSLQNEKCEDIDECVEEPEICALGTCS
NTEGSFKCLCPEGFSLSSGRRCQDLRMSYCYAKFEGGKCSSPKSRNHSKQECCALKGEGWDPCELC P
TEPDEAFRQICPYGSGIIVGPDDSAVDMDECKEPDVCKHGQCINTDGSYRCECPFGYILAGNECVDTDEC
SVGNPCNGTCKNVIGGFECTCEEGFEPGPMTCEDINECAQNPLLCAFRCVNTYGSYECKCPVGYVLR
DRRMCKDEDECEEKHDCTEKQMECKNLIGTYMCICGPGYQRRPDGEGCVDENECQTKPGICENGRCLNT
RGSYTCENDGFTASPNQDECLDNREGYCFTEVLQNMCIQSSNRNPVTKSECCDGGRWGPHCEICPF
QGTVAFFKLC PHGRGFM TNGADIDECKVIHDVCRNGECVNDRGSYHCICKTGYPDITGTSCVDLNECNQ
APKPCNFICKNTEGSYQCSCP KGYILQEDGRSCKDLDECATKQHNCQFLCVNTIGGFTCKPPGFTQHHT
SCIDNNECTSDINL CGSKGICQNTPGSFTCECQRGFSLDQTGSSCEDVDECEGNHRCQHGCQNIIGGYRC
SCPQGYLQHYQWNCVDENECLSAHICGGASCHNTLGSYKCMCPAGFYEQFSGGCQDINECGSAQAPCS
YGCNTEGGYLCGCPPGYFRIGQGHCVSGMGMGRGNPEPPVSGEMDDNSLSPEACYECKINGYPKRGRKR
RSTNETDASNIEDQSETEANVSLASWDVEKTAIFAFNISHVSNKVRILELLPAL TTLTNHRYLIESGNE
DGFFKINQKEGISYLFHTKKKPVAGTYSLQISS TPL YKKKELNQL EDKYDKDYLSGELGDNLMKMIQVLL
H

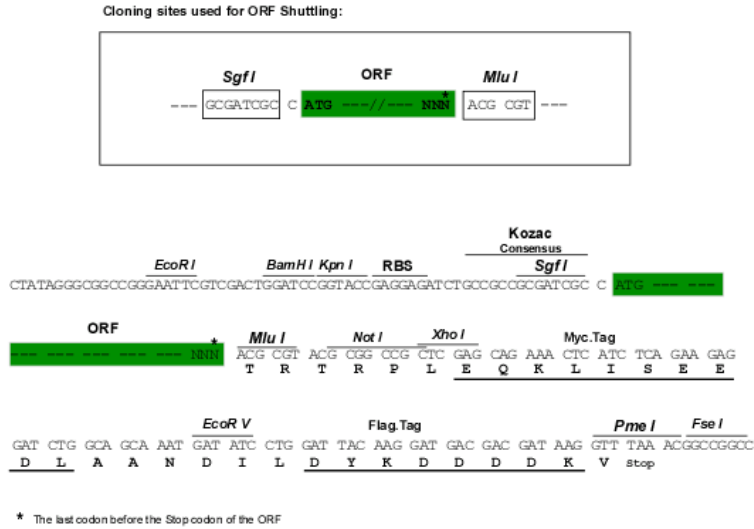
TRTRPLEQKLISEEDLAANDILDYKDDDDKV

Chromatograms:

https://cdn.origene.com/chromatograms/mk8021_g04.zip

Restriction Sites: SgfI-MluI

Cloning Scheme:



ACCN: NM_000138

ORF Size: 8613 bp

OTI Disclaimer: Due to the inherent nature of this plasmid, standard methods to replicate additional amounts of DNA in E. coli are highly likely to result in mutations and/or rearrangements. Therefore, OriGene does not guarantee the capability to replicate this plasmid DNA. Additional amounts of DNA can be purchased from OriGene with batch-specific, full-sequence verification at a reduced cost. Please contact our customer care team at custsupport@origene.com or by calling 301.340.3188 option 3 for pricing and delivery.

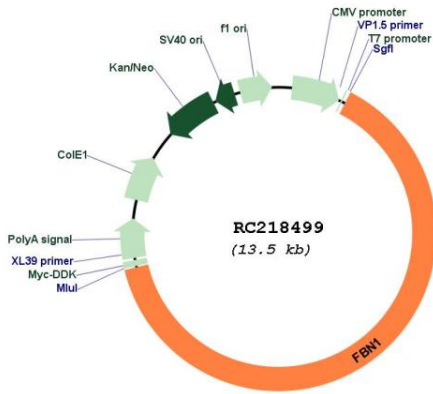
The molecular sequence of this clone aligns with the gene accession number as a point of reference only. However, individual transcript sequences of the same gene can differ through naturally occurring variations (e.g. polymorphisms), each with its own valid existence. This clone is substantially in agreement with the reference, but a complete review of all prevailing variants is recommended prior to use. [More info](#)

OTI Annotation: This clone was engineered to express the complete ORF with an expression tag. Expression varies depending on the nature of the gene.

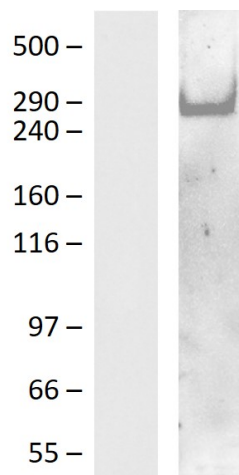
Components: The ORF clone is ion-exchange column purified and shipped in a 2D barcoded Matrix tube containing 10ug of transfection-ready, dried plasmid DNA (reconstitute with 100 ul of water).

Reconstitution Method:	<ol style="list-style-type: none">1. Centrifuge at 5,000xg for 5min.2. Carefully open the tube and add 100ul of sterile water to dissolve the DNA.3. Close the tube and incubate for 10 minutes at room temperature.4. Briefly vortex the tube and then do a quick spin (less than 5000xg) to concentrate the liquid at the bottom.5. Store the suspended plasmid at -20°C. The DNA is stable for at least one year from date of shipping when stored at -20°C.
RefSeq:	NM_000138.3
RefSeq Size:	9749 bp
RefSeq ORF:	8616 bp
Locus ID:	2200
UniProt ID:	P35555
Cytogenetics:	15q21.1
Protein Families:	Druggable Genome
MW:	312.24 kDa
Gene Summary:	<p>This gene encodes a member of the fibrillin family of proteins. The encoded preproprotein is proteolytically processed to generate two proteins including the extracellular matrix component fibrillin-1 and the protein hormone asprosin. Fibrillin-1 is an extracellular matrix glycoprotein that serves as a structural component of calcium-binding microfibrils. These microfibrils provide force-bearing structural support in elastic and nonelastic connective tissue throughout the body. Asprosin, secreted by white adipose tissue, has been shown to regulate glucose homeostasis. Mutations in this gene are associated with Marfan syndrome and the related MASS phenotype, as well as ectopia lentis syndrome, Weill-Marchesani syndrome, Shprintzen-Goldberg syndrome and neonatal progeroid syndrome. [provided by RefSeq, Apr 2016]</p>

Product images:



Circular map for RC218499



Western blot validation of overexpression lysate (Cat# [LY424903]) using anti-DDK antibody (Cat# [TA592569]). Left: Cell lysates from untransfected HEK293T cells; Right: Cell lysates from HEK293T cells transfected with RC218499 using transfection reagent PEI.