

Product datasheet for RC218268

SSBP4 (NM_001009998) Human Tagged ORF Clone

Product data:

Product Type:	Expression Plasmids
Product Name:	SSBP4 (NM_001009998) Human Tagged ORF Clone
Tag:	Myc-DDK
Symbol:	SSBP4
Mammalian Cell Selection:	Neomycin
Vector:	pCMV6-Entry (PS100001)
E. coli Selection:	Kanamycin (25 ug/mL)
ORF Nucleotide Sequence:	>RC218268 representing NM_001009998 Red=Cloning site Blue=ORF Green=Tags(s)

TTTTGTAATACGACTCACTATAGGGCGGCCGGAATTCGTCGACTGGATCCGGTACCGAGGAGATCTGCC
GCC**CGATCGCC**

ATGTACGCCAAGGGGGCAAGGGTTCGGCCGTGCCCTCCGACAGCCAGGCCCGCGAGAAGTTGGCGCTGT
ACGTTTATGAGTACCTGCTGCACATCGGTGCCAGAAGTCAGCCCAGACCTTCTGTCTGAGATCCGATG
GGAGAAGAATCACGCTGGGGGAGCCCCCTGGTTCCTGCACTCCTGGTGGTGCCTTCTGGGACCTG
TACTGCGCGCGCCTGACAGAAGAGAGGCCTGCGAGCACTCCGGCGAGGCCAAGGCCTCCAGGACTATA
GTGCTGCAGCCGCCCCAGCCCCGTTATGGGGAGTATGGCCCCAGGTGACACAATGGCCGACGGCTCCAT
GGCGGCTGGCTTCTCCAGCCCTTCATGTCAACCGCTTCCAGGGGGCCCCCGGCCACCCTCGCGATG
CCGAGTCAGCCTCCCGCAGGCCTCCCTGGCTCCAGCCCTCCTCCCTGGCGCCATGGAGCCCTCCCCAC
GAGCCCAGGGGCATCCGAGCATGGGCGGCCAATGCAGAGGGTGACGCCTCCTCGTGGCATGGCCAGCGT
GGGGCCCCAGAGCTATGGAGGTGGCATGCGACCCCACTCCCTCGCCGGCCAGGCCTGCCTGCC
ATGAACATGGGCCAGGAGTTCGTGGCCCGTGGCCAGCCCCAGTGAAACTCGATCCCCTACTCCTCCT
CATCCCCGGCAGCTACACCGGACCCCCAGGAGGAGTGGGCCCCCTGGAACACCCATCATGCCTAGCCC
TGGAGATTCACCAACTCCAGCGAAAACATGTACTACTATCATGAACCCATCGGGCAGGGCGCCGCGAGG
GCTAATTTCCCGCTCGGCCCTGGCCCGAGGGCCCATGGCCGCCATGAGCGCATGGAGCCTCACCACG
TGAACGGATCCCTGGGCTCGGGCGACATGGACGGTTGCCGAAGAGTTCCCCCGGCGCCTGGCCGGCCT
GAGCAACGCCCGGCACCCCGGGGACGACGGCGAGATGGCGGCCCGGGGACCTTCTGCACCCGTTCC
CCGAGCGAAAGCTACTCGCCAGGGATGACCATGAGCGTG

ACGCGTACGCGGCCGCTCGAGCAGAACTCATCTCAGAAGAGGATCTGGCAGCAAATGATATCCTGGATT
ACAAGGATGACGACGATAAGGTTTAA



[View online »](#)

Protein Sequence: >RC218268 representing NM_001009998
Red=Cloning site Green=Tags(s)

MYAKGGKGSVPSDSQAREKLALVYVEYLLHIGAQKSAQTFLSEIRWEKNITLGEPPGFLHSWCVFWDL
 YCAAPDRREACEHSGEAKAFQDYSAAAPSPVMGSMAPGDTMAAGSMAAGFFQPFMSPRFPGGPRPTLRM
 PSQPAPAGLPGSQPLLPGAMEPSPRAQGHPSMGGPMQRVTPPRGMA SVGPQSYGGMRPPNLAGPGLPA
 MNMGPGVRGPWASPSGNSIPYSSSSPGSYTGPPGGGGPPGTPIMPSPGDTNSENMYTIMNP IQQGAGR
 ANFPLGPPEGPMAAMSAMEPHHVNGSLGSGDMDGLPKSSPGAVAGLSNAPGTPRDDGEMAAAGTFLHPF
 PSESYPGMTMSV

TRTRPLEQKLISEEDLAANDILDYKDDDDKV

Chromatograms: https://cdn.origene.com/chromatograms/mk8016_a02.zip

Restriction Sites: SgfI-MluI

Cloning Scheme:

Cloning sites used for ORF Shuttling:



* The last codon before the Stop codon of the ORF

ACCN: NM_001009998

ORF Size: 1089 bp

OTI Disclaimer: The molecular sequence of this clone aligns with the gene accession number as a point of reference only. However, individual transcript sequences of the same gene can differ through naturally occurring variations (e.g. polymorphisms), each with its own valid existence. This clone is substantially in agreement with the reference, but a complete review of all prevailing variants is recommended prior to use. [More info](#)

OTI Annotation: This clone was engineered to express the complete ORF with an expression tag. Expression varies depending on the nature of the gene.

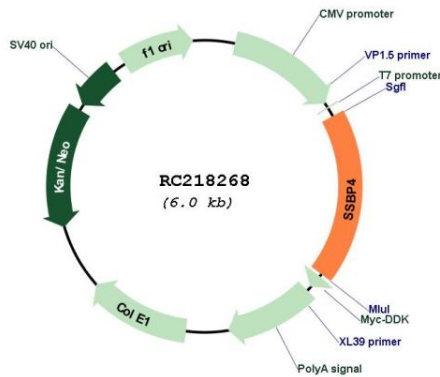
Components: The ORF clone is ion-exchange column purified and shipped in a 2D barcoded Matrix tube containing 10ug of transfection-ready, dried plasmid DNA (reconstitute with 100 ul of water).

Reconstitution Method:

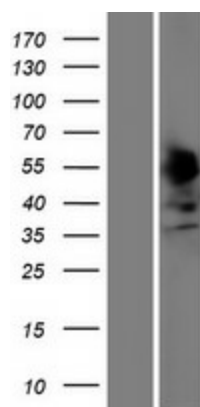
1. Centrifuge at 5,000xg for 5min.
2. Carefully open the tube and add 100ul of sterile water to dissolve the DNA.
3. Close the tube and incubate for 10 minutes at room temperature.
4. Briefly vortex the tube and then do a quick spin (less than 5000xg) to concentrate the liquid at the bottom.
5. Store the suspended plasmid at -20°C. The DNA is stable for at least one year from date of shipping when stored at -20°C.

RefSeq: [NM_001009998.4](#)
RefSeq Size: 1818 bp
RefSeq ORF: 1092 bp
Locus ID: 170463
UniProt ID: [Q9BVG4](#)
Cytogenetics: 19p13.11
Protein Families: Transcription Factors
MW: 37 kDa

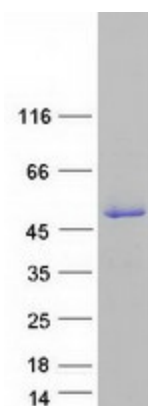
Product images:



Circular map for RC218268



Western blot validation of overexpression lysate (Cat# [LY423175]) using anti-DDK antibody (Cat# [TA50011-100]). Left: Cell lysates from untransfected HEK293T cells; Right: Cell lysates from HEK293T cells transfected with RC218268 using transfection reagent MegaTran 2.0 (Cat# [TT210002]).



Coomassie blue staining of purified SSBP4 protein (Cat# [TP318268]). The protein was produced from HEK293T cells transfected with SSBP4 cDNA clone (Cat# RC218268) using MegaTran 2.0 (Cat# [TT210002]).