

Product datasheet for **RC217645**

TICAM2 (NM_021649) Human Tagged ORF Clone

Product data:

Product Type: Expression Plasmids
Product Name: TICAM2 (NM_021649) Human Tagged ORF Clone
Tag: Myc-DDK
Symbol: TICAM2
Synonyms: MyD88-4; TICAM-2; TIRAP3; TIRP; TRAM
Mammalian Cell Selection: Neomycin
Vector: pCMV6-Entry (PS100001)
E. coli Selection: Kanamycin (25 ug/mL)
ORF Nucleotide Sequence: >RC217645 representing NM_021649
Red=Cloning site Blue=ORF Green=Tags(s)

TTTTGTAATACGACTCACTATAGGGCGGCCGGAATTCGTCGACTGGATCCGGTACCGAGGAGATCTGCC
GCC**CGATCGCC**

ATGGGTATCGGGAAGTCTAAAATAAATTCCTGCCCTCTTCTCTCTCTTGGGGTAAAAGGCACAGTGTGG
ATACAAGTCCAGGATATCATGAGTCAGATTCCAAGAAGTCTGAAGATCTATCCTTGTGTAATGTTGCTGA
GCACAGCAATACAACAGAGGGGCCAACAGGAAAGCAGGAGGGAGCTCAGAGCGTGAAGAGATGTTTGA
GAAGAAGCTGAAGAAGAGGTGTTCTCAAATTTGTGATATTGCATGCAGAAGATGACACAGATGAAGCCC
TCAGAGTCCAGAATCTGCTACAAGATGACTTTGGTATCAAACCCGGAATAATCTTTGCTGAGATGCCATG
TGGCAGACAGCATTTACAGAATTTAGATGATGCTGTAATGGGTCTGCATGGACAATCTTATTACTGACT
GAAAACTTTTTAAGGATACTTGGTGAATTTCCAGTTCTATACGTCCCTAATGAACTCCGTTAACAGGC
AGCATAAATACTCTGTTATACCCATGCGGCCCTGAACAATCCCCTCCCGAGAAAGGACTCCCTT
TGCCCTCAAACCATCAATGCCTTAGAGGAAGAAAGTCGTGGATTTCTACACAAGTAGAAAGATTTTT
CAGGAGTCTGTGATAAGACACAACAACTATATGAAAGAGACAAGAAATATGGTACAAAGACAATTTA
TTGCC

ACGCGTACGCGGCCGCTCGAGCAGAACTCATCTCAGAAGAGGATCTGGCAGCAAATGATATCCTGGATT
ACAAGGATGACGACGATAAGGTTTAA



[View online »](#)

Protein Sequence: >RC217645 representing NM_021649
Red=Cloning site Green=Tags(s)

MGIGKSKINSCPLSLSWGKRHSVDTSPGYHESDSKKSSEDLSCNVAEHSNTTEGPTGKQEGAQSVEEMFE
 EEAEVEVFLKFVILHAEDDTDEALRVQNLQDDFGIKPGIIFAEMPCGRQHLQNLDDAVNGSAWTILLLT
 ENFLRDTWCNFQFYTSLMNSVNRQHKYNSVIPMRPLNNPLPRERTPFALQTINALEEESRGFPTQVERIF
 QESVYKTQQTIIWKETRNMVQRQFIA

TRTRPLEQKLISEEDLAANDILDYKDDDDKV

Chromatograms: https://cdn.origene.com/chromatograms/mk6173_f11.zip

Restriction Sites: SgfI-MluI

Cloning Scheme:

Cloning sites used for ORF Shuttling:



* The last codon before the Stop codon of the ORF

ACCN: NM_021649

ORF Size: 705 bp

OTI Disclaimer: The molecular sequence of this clone aligns with the gene accession number as a point of reference only. However, individual transcript sequences of the same gene can differ through naturally occurring variations (e.g. polymorphisms), each with its own valid existence. This clone is substantially in agreement with the reference, but a complete review of all prevailing variants is recommended prior to use. [More info](#)

OTI Annotation: This clone was engineered to express the complete ORF with an expression tag. Expression varies depending on the nature of the gene.

Components: The ORF clone is ion-exchange column purified and shipped in a 2D barcoded Matrix tube containing 10ug of transfection-ready, dried plasmid DNA (reconstitute with 100 ul of water).

Reconstitution Method:

1. Centrifuge at 5,000xg for 5min.
2. Carefully open the tube and add 100ul of sterile water to dissolve the DNA.
3. Close the tube and incubate for 10 minutes at room temperature.
4. Briefly vortex the tube and then do a quick spin (less than 5000xg) to concentrate the liquid at the bottom.
5. Store the suspended plasmid at -20°C. The DNA is stable for at least one year from date of shipping when stored at -20°C.

RefSeq: [NM_021649.7](#)

RefSeq Size: 3453 bp

RefSeq ORF: 708 bp

Locus ID: 353376

UniProt ID: [Q86XR7](#)

Cytogenetics: 5q22.3

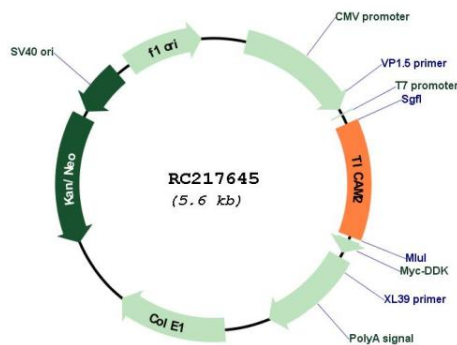
Protein Families: Druggable Genome

Protein Pathways: Toll-like receptor signaling pathway


MW: 26.7 kDa

Gene Summary: TIRP is a Toll/interleukin-1 receptor (IL1R; MIM 147810) (TIR) domain-containing adaptor protein involved in Toll receptor signaling (see TLR4; MIM 603030).[supplied by OMIM, Apr 2004]


Product images:



Circular map for RC217645



Western blot validation of overexpression lysate (Cat# [LY402870]) using anti-DDK antibody (Cat# [TA50011-100]). Left: Cell lysates from untransfected HEK293T cells; Right: Cell lysates from HEK293T cells transfected with RC217645 using transfection reagent MegaTran 2.0 (Cat# [TT210002]).



Coomassie blue staining of purified TICAM2 protein (Cat# [TP317645]). The protein was produced from HEK293T cells transfected with TICAM2 cDNA clone (Cat# RC217645) using MegaTran 2.0 (Cat# [TT210002]).