

Product datasheet for **RC217551**

NDST3 (NM_004784) Human Tagged ORF Clone

Product data:

Product Type:	Expression Plasmids
Product Name:	NDST3 (NM_004784) Human Tagged ORF Clone
Tag:	Myc-DDK
Symbol:	NDST3
Synonyms:	HSST3
Mammalian Cell Selection:	Neomycin
Vector:	pCMV6-Entry (PS100001)
E. coli Selection:	Kanamycin (25 ug/mL)



[View online »](#)

ORF Nucleotide Sequence:

>RC217551 representing NM_004784
 Red=Cloning site Blue=ORF Green=Tags(s)

TTTTGTAATACGACTCACTATAGGGCGGCCGGGAATTCGTCGACTGGATCCGGTACCGAGGAGATCTGCC
 GCC**CGGATCGCC**

ATGAGTTTTATCATGAAGCTTCACAGACACTTTCAAAGAACAGTCATTCTGCTTGCCACTTTTTGTATGG
 TGAGCATTATCATTCTGCTTACTACCTGTACAGTGGCTACAAACAGGAAAATGAACTCTCTGAGACGGC
 TTCAGAAGTTGACTGTGGCGACCTCCAACACCTACCATATCAACTAATGGAAGTGAAGCAATGAAGCTT
 TTTGATGCCTCAAGGACAGACCCACAGTCCTAGTATTTGTAGAGAGCCAGTACTCATCTTTGGTCAAG
 ACATCATTATGATTCTAGAATCAAGTAGATTCCAGTATCACATTGAAATGCCCCGGAAAGGGAGATCT
 CCCAGTGTATAGACAAAATGAAAGGCAAAATACATTCTCATTATTTATGAGAATATTTAAAGTATATA
 AATATGGATTCTGGAATCGAAGCCTTCTAGATAAATACTGTGTAGAATATGGTGTGGGTGTCATTGGAT
 TCCACAAAAGTAGTGAGAAGAGTGTACAGAGCTTTCAGTAAAAGGTTTCCCTTTTCCATATATGGAAA
 TCTTGCAGTAAAAGATTGTTGATTAATCCTCATTCTCCATTGATTTCGTGTGACCAAATCTCCAAGCTT
 GAAAAAGTTCTTACCTGGAAGTACTGGACAGTTCCTCAGATTAATCATTGAGCTATCAACCGATTA
 TATTTGCCAAAAGTAAAGACCCCGAAAAACCTTCTCCTCCATCTCTAAAGGTGCTTTTTATGCCACTAT
 TATACATGACCTGGGGCTTCATGATGGAATCAAAGGGTCTTTTTGGCAACAACCTGAACTTTGGCTG
 CACAAGCTCATCTTCATAGATGCCATCTCCTTCTATCAGGGAAGAGGCTGACATTGTCCTTGGACAGGT
 ACATCTTGTGGATATTGATGATATTTTGGGAAAAGAGGGAACAAGAATGAACACCAATGATGTA
 GGCCCTGCTTGACTCAGAATCTTTGCGTGCACAAACACAAATTTACATCAACCTGGGATTTTCA
 GGGAAATTTACCATACAGGAAGTGAAGAGGAAGATGAAGGAGATGACTGTCTGTTGGGGTCTGTGGATG
 AGTTCTGGTGTTCCTCACATGTGGCCATATGCAGCCCACTCTCCACAATGAGCTCTTTGGT
 GGAGCAGATGATTCTCAACAAAAAATTTGCCTTAGAGCACGGCATTCCAACGGACATGGGCTACGCTGTG
 GCCCTCACCATTCGGGCGTCTACCCTGTACATGTTTACGCTTTACGAGGCTGGAAGAAGGTCTGGAATA
 TAAAAACACCAGCACTGAAGAATATCCACATCTGAAGCCAGCTAGATACCGGAGGGTTTTATCCACAA
 AAACATCATGTTCTCCCAAGACAAACCTGTGGGCTTTTCACTCACACCATTTTCTACAAAGAATATCCA
 GGGGGTCTAAAGAGCTGGATAAGAGTATCCAAGGAGGAGAACTTTTCTCACTGTCGCTCAACCCTA
 TCAGCATTTTTCATGACCCATTTGCCAATATGGGAATGACCGACTGGGATTATACATTTGTTAATCT
 GGCCAACCTTTGTGAAGAGCTGGACCAACCTGCGACTTCAGACTCTGCCTCCAGTACAACCTGGCCACAAG
 TATTTTGAAGCTGTTTCTGATCAGAAAGACCTCTCTGGCAGAATCCTTGGCAGTACAAACGCCACAGAG
 ACATTTGGTCTAAAGAAAAAATTTGTGATCGCTTACCAAAATCTTGGTAAATAGGACCCAGAAAACTGG
 TACCAGTCTTTGATTTGTTCCCTGTTATGCATCCTTCCATCCTTAGTAACTCCCCAGCCAAAAACCC
 TTTGAGGAGGTACAGTCTTTAATAGAAAATACTACCACAGGGGGATTGATTGGTATATGGATTTCTTCC
 CAGTCCCATCTAATGTCCTACCAGCTTTTGTGTTGAGAAGAGTGCCAATTACTTCCACTCAGAGGAAGC
 CCCTAAAAGAGCTGCTTCTGTTTCCCAAGCCAAGATTATCACCATTCTCATTGACCTTCCAGACCGA
 GCATACTCCTGGTACCAGCATCAGCGATCATGAAGTCTGAGCTCTGAAGTTAGCTTCTACGAAG
 TGATCTCAGCAGGGCCCCGTCACCTCGGAGCTCAGAGCCTTGAGAAGAGATGTTTGGTCCCGGGGTG
 GTATGCCAGCCACATCGAGAGATGGCTTGTATTTCCCCCAATTCAGTTGCTAATTATGATGGGCAA
 CAACTAAGAAGTATCCTGCTACAGTATGGATGAAGTACAGAAGTTTCTAGGAGCTTGCCTCATTATA
 ATTAATCAGAAGCTTTAACGTTTGTATTCTATAAAGGTTTCTGGTGTGAGTTACTGGAAGAAGGTA
 AAAATGCCTTGGAAAGAGCAAAGGAAGAAAAATACCCTCCAATGGATTCTGATAGCAGGACATTTCTGTCA
 AGCTACTATCGAGATCACAACGTGGAAGCTCAAAGCTGCTGCACAACTGGGTGAGCCTCTGCCATCCT
 GGCTGAGACAGGAGCTGCAGAAAGTAAGA

ACGCGTACGCGGCCGCTCGAGCAGAACTCATCTCAGAAGAGGATCTGGCAGCAATGATATCTGGATT
 ACAAGGATGACGACGATAAGGTTTAA

Protein Sequence: >RC217551 representing NM_004784
 Red=Cloning site Green=Tags(s)

MSFIMKLHRHFQRTVILLATFCMVSIIISAYLYSGYKQENELSETASEVDCGDLQHLQHPYQLMEVKAMKL
 FDSRTDPTVLVFVESQYSSLGQDIIMILESSRFQYHIEIAPGKGLPVLIDKMKGKYILIIYENILKYI
 NMDSWNRSLLDKYCVEYGVGVIGFHKTSEKSVQSFQLKGFPSIYGNLAVKDCCINPHSPLIRVTKSSKL
 EKGSPLGTDWTVFQINHSAYQPVIFAKVKTPENLSPSISKGAFYATIIHDLGLHDGIQRVLFGNLNFWL
 HKLIFIDAI SFLSGKRLTSLDRYILVDIDDFVVGKEGTRMNTNDVKALLDTQNLRAQITNFTFNLF
 GKFYHTGTEEEDEGDDCLLGSVDEFWCFPHMWSHMOPHLFHNESSLVEQMILNKKFALEHGIPDMGYAV
 APHHSQVYPVHVQLYEAWKQVWNIKITSTEEYPHLKPARYRRGF IHKNIMVLPRTQGLFTHTFYKEYP
 GGPKELDKSIQGGELFFTVVLPISIFMTHLSNYGNDRLGLYTFVNLANFVKSNTLRLQTLPPVQLAHK
 YFELFPDQKDPLWQNPCDDKRHRDIWSKEKTCDRPKFLVIGPQKTGTTALYFLVMHPSILSNSPSPKT
 FEEVQFNRNNYHRGIDWYMDFFPVPVSNVTTDFLFEKSANYFHSEEAPKRAASLVPKAKIITILIDPSDR
 AYSWYQHQRSHPAALKFSFYEVISAGPRAPSELRALQKRCVPGWYASHIERWL VYFPPFQLLIIDGQ
 QLRTDPATVMDEVQKFLGVLPHYNYSEALTFDSHKGFWCQLLEEGTKCKLGKSKGRKYPPMDSDSRTFLS
 SYRDHNVLSKLLHKLQPLPSWLRQELQKVR

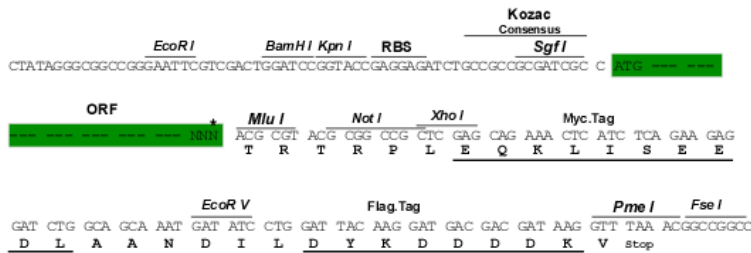
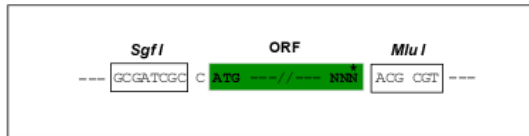
TRTRPLEQKLISEEDLAANDILDYKDDDDKV

Chromatograms: https://cdn.origene.com/chromatograms/mk6104_g08.zip

Restriction Sites: SgfI-MluI

Cloning Scheme:

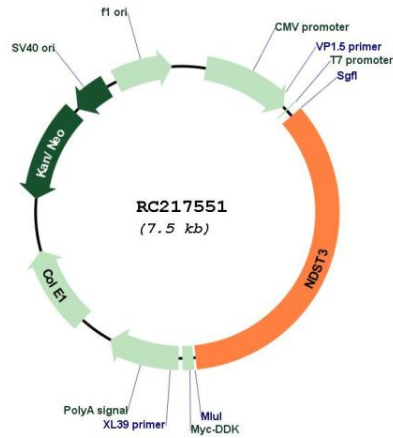
Cloning sites used for ORF Shuttling:




* The last codon before the Stop codon of the ORF

ACCN:	NM_004784
ORF Size:	2619 bp
OTI Disclaimer:	The molecular sequence of this clone aligns with the gene accession number as a point of reference only. However, individual transcript sequences of the same gene can differ through naturally occurring variations (e.g. polymorphisms), each with its own valid existence. This clone is substantially in agreement with the reference, but a complete review of all prevailing variants is recommended prior to use. More info
OTI Annotation:	This clone was engineered to express the complete ORF with an expression tag. Expression varies depending on the nature of the gene.
Components:	The ORF clone is ion-exchange column purified and shipped in a 2D barcoded Matrix tube containing 10ug of transfection-ready, dried plasmid DNA (reconstitute with 100 ul of water).
Reconstitution Method:	<ol style="list-style-type: none">1. Centrifuge at 5,000xg for 5min.2. Carefully open the tube and add 100ul of sterile water to dissolve the DNA.3. Close the tube and incubate for 10 minutes at room temperature.4. Briefly vortex the tube and then do a quick spin (less than 5000xg) to concentrate the liquid at the bottom.5. Store the suspended plasmid at -20°C. The DNA is stable for at least one year from date of shipping when stored at -20°C.
RefSeq:	NM_004784.3
RefSeq Size:	3188 bp
RefSeq ORF:	2622 bp
Locus ID:	9348
UniProt ID:	O95803
Cytogenetics:	4q26
Domains:	Sulfotransfer
Protein Families:	Transmembrane
Protein Pathways:	Heparan sulfate biosynthesis, Metabolic pathways
MW:	100.7 kDa
Gene Summary:	This gene encodes a member of the heparan sulfate/heparin GlcNAc N-deacetylase/ N-sulfotransferase family. The encoded enzyme is a type II transmembrane protein that resides in the Golgi apparatus. This monomeric bifunctional enzyme catalyzes the N-deacetylation and N-sulfation of N-acetylglucosamine residues in heparan sulfate and heparin, which are the initial chemical modifications required for the biosynthesis of the functional oligosaccharide sequences that define the specific ligand binding activities of heparan sulfate and heparin. [provided by RefSeq, Nov 2008]


Product images:



Circular map for RC217551



Western blot validation of overexpression lysate (Cat# [LY401504]) using anti-DDK antibody (Cat# [TA50011-100]). Left: Cell lysates from untransfected HEK293T cells; Right: Cell lysates from HEK293T cells transfected with RC217551 using transfection reagent MegaTran 2.0 (Cat# [TT210002]).



Coomassie blue staining of purified NDST3 protein (Cat# [TP317551]). The protein was produced from HEK293T cells transfected with NDST3 cDNA clone (Cat# RC217551) using MegaTran 2.0 (Cat# [TT210002]).